

EVAN
TAYLOR

Evan Taylor
#11

GLYNN
WATSON JR.

Glynn Watson Jr.
#5

ANTON
GILL

Anton Gill
#13



NEBRASKA BASKETBALL



2017 - 2018 MEDIA GUIDE



NEBRASKA BASKETBALL

2017 - 2018 SCHEDULE

Date	Opponent	TV/Internet	Time
Tues, Nov. 7	Northwood (wH)	BTN Plus	7 pm
Sat, Nov. 11	Eastern Illinois	BTN Plus	TBD
Mon, Nov. 13	North Texas	BTN Plus	7 pm

AT GAVITT TIPOFF GAMES / ADVOCARE INVITATIONAL

Thurs, Nov. 16	at St. John's	FSI	5:30 pm
Sun, Nov. 19	North Dakota	BTN	1 pm

AT ADVOCARE INVITATIONAL (ORLANDO, FLA.)

Thurs, Nov. 23	vs UCF	ESPN3	5 pm
Fri, Nov. 24	vs W Virginia/Marist	ESPN2/ESPN3	4/6:30 pm
Sun, Nov. 26	vs TBA	TBA	TBA

BIG TEN/ACC CHALLENGE

Wed, Nov. 29	Boston College	ESPNU	8:15 pm
Sun, Dec. 3	at Michigan State #	FSI	3:30 pm
Tues, Dec. 5	Minnesota #	BTN	8 pm
Sat, Dec. 9	at Creighton	FSI	11 am or 1:30 pm

SHELTER INSURANCE SHOWDOWN

Sat, Dec. 16	Kansas	FSI	7 pm
Wed, Dec. 22	UTSA	BTN	7 pm
Fri, Dec. 20	Delaware State	BTN Plus	7 pm
Fri, Dec. 29	Stetson	BTN Plus	7 pm
Tues, Jan. 2	at Northwestern #	BTN	8 pm
Sat, Jan. 6	at Purdue #	BTN	11:5 pm
Tues, Jan. 9	Wisconsin #	BTN	7:30 pm
Fri, Jan. 12	at Penn State #	BTN	6 pm
Mon, Jan. 15	Illinois #	BTN	8 pm
Thurs, Jan. 18	Michigan #	BTN	8 pm
Mon, Jan. 22	at Ohio State #	BTN	7 pm
Wed, Jan. 24	at Rutgers #	BTN	6 pm
Sat, Jan. 27	Iowa #	BTN	7 pm
Mon, Jan. 29	at Wisconsin #	BTN	8 pm
Tues, Feb. 6	at Minnesota #	BTN	8 pm
Sat, Feb. 10	Rutgers #	BTN	3 pm

Tues, Feb. 13	Maryland #	BTN	6 pm
Sun, Feb. 18	at Illinois #	BTN	2:30 pm
Tues, Feb. 20	Indiana #	BTN	8 pm
Sun, Feb. 25	Penn State #	BTN	4:15 pm

AT BIG TEN TOURNAMENT

Wed, Feb. 28	First Round	BTN	TBA
Thurs, March 1	Second Round	BTN	TBA
Fri, March 2	Quarterfinals	BTN	TBA
Sat, March 3	Semifinals	CBS	1 pm/3:30 pm
Sun, March 4	Championship	CBS	3:30 pm

AT NCAA TOURNAMENT

March 13-14	First Four	TBA
March 15-18	First/Second Rounds	TBA
March 22-25	Regionals	TBA
March 31-April 2	Final Four	TBA

- Big Ten Games. All games carried on IMG Husker Sports Network; Home games in red. All dates/times subject to change. Please check Huskers.com for updates.

FOR A COMPLETE LIST OF WHO TO FOLLOW VISIT HUSKERS.COM/SOCIAL





THIS IS NEBRASKA 1-44

This is Nebraska Basketball 2-3
 Pinnacle Bank Arena 4-5
 Gameday at Pinnacle Bank Arena 6-7
 Hendricks Training Complex 8-13
 Husker Power 14-15
 In the Spotlight 16-17
 NBA Connection 18-19
 History of Nebraska Basketball 20-21
 The Student-Athlete Experience 22-23
 Academic Success 24-25
 The Academic Experience 26-27
 Life Skills 28-29
 Athletic Medicine 30-31
 Athletic Facilities 32-33
 Nebraska Athletic Performance Lab 34-35
 National Powers 36-37
 University of Nebraska 38-41
 Lincoln and Omaha – The Good Life 42-43
 Husker Basketball and adidas 44

2017-18 SEASON OUTLOOK 45-52

Alphabetical/Numerical Rosters 46
 Team Breakdown 46-47
 Season Preview 48-50
 Schedule 51
 Notebook/Bus Whitehead Scholarship 52

THE 2017-18 HUSKERS 53-78

Anton Gill 54-55
 Jack McVeigh 56-57
 Isaiah Roby 58-59
 Evan Taylor 60-61
 Jordy Tshimanga 62-63
 Glynn Watson Jr. 64-65
 Tanner Borchardt 66
 Malcolm Laws 67
 Johnny Trueblood 68
 Isaac Copeland 69
 Duby Okeke 70
 James Palmer Jr. 71
 Nana Akenten 72
 Thomas Allen 73
 Justin Costello 74
 Thorir Thorbjarnarson 75
 Career Game-by-Game Stats 76-78

COACHING STAFF 79-90

Head Coach Tim Miles 80-82

Assistant Coach Kenya Hunter 83
 Assistant Coach Michael Lewis 84
 Assistant Coach Jim Molinari 85
 Basketball Support Staff 86-89
 adidas 90

ADMINISTRATION 91-98

University Administration 92-93
 Board of Regents 93
 Athletic Director Bill Moos 94
 Senior Administration 95
 Athletic Department Staff 96-98

OPPONENTS 99-128

Big Ten Composite Schedule 100-101
 Non-Conference Opponents 102-104
 Big Ten Opponents 105-111
 Big Ten Tournament Information 111
 Big Ten Conference Information 112
 Series Records vs. Big Ten Opponents 113-115
 Series vs. Non-Conference Opponents 116-126
 Nebraska vs. All Opponents 127-128
 Nebraska vs. All Conferences 128
 Husker All-Time Exhibition Results 128

2016-17 SEASON IN REVIEW 129-144

Season Review/Senior Bio 130-132
 Statistics 133
 Results 134
 Game-by-Game Comparison 135
 Team/Individual Highs and Lows 136
 Box Scores 137-144

RECORDS 145-170

Career/Single-Game Scoring Leaders 146
 Individual Records 147-149
 Team Records 150-151
 Single-Season Top-10 Lists 152
 Career Top-10 Lists 153
 Single-Season Top-10 Class Lists 154-155
 Team Season Bests 156-158
 Annual Statistical Leaders 159-160
 Year-by-Year Team Statistics 161-162
 Pinnacle Bank Arena Records 163-166
 Conference Tournament Results/Records 167-168
 Postseason Records and Results 169-170

HISTORY 171-208

The History of Nebraska Basketball 172-175

Nebraska Lettermen 176-178
 Husker Award Winners/All-Americans 179-180
 1,000-Point Club 181-184
 Nebraska Basketball – A to Z 185-186
 Nebraska Basketball Hall of Fame 187
 Husker Coaching Ledger 188
 Year-by-Year Summary 189
 All-Time Results 190-208

MEDIA/FAN INFORMATION 209-216

Athletic Directory 210
 Media Policies 211-212
 Compliance Information 213
 Pinnacle Bank Arena Parking and Seating Maps 214
 Husker Sports Radio Network 215
 Nebraska TV/Radio Roster 216

MEDIA GUIDE CREDITS

The 2017-18 Nebraska men’s basketball media guide was produced by the Nebraska Communications Office. The guide was written, designed and edited by Sr. Associate Communications Director Shamus McKnight with editing assistance provided by Assistant A.D./ Communications Director Keith Mann, Communications Administrative Support Associate Vicki Capazo and Assistant Communications Director Erica Nett and Director of Website Services Jeremy Foote. Special thanks to freelance writer Mike Babcock for his writing contributions.

Photo credits: Scott Bruhn, Nate Olson and Stephanie Carpenter, Nebraska Communications; UNL Photo Productions; John F. Grieshop/Schwartzman Photos; Steven Maikoski, USA Basketball; Garrett Ellwood and NBA Photos/ Getty Images; Scott Cunningham, NBAE/Getty Images; the Cleveland Cavaliers; the Los Angeles Lakers and The Associated Press.

Covers designed by Laura Leffler. Cover photography by Scott Bruhn. Copyrighted by Nebraska Athletic Communications. The cost of the 2017-18 Nebraska men’s

FOLLOW THE HUSKERS ON SOCIAL MEDIA

 Huskers.com
 [HuskerHoops](https://www.instagram.com/HuskerHoops)
 [@HuskerHoops](https://twitter.com/HuskerHoops)
 [HuskerHoops](https://www.snapchat.com/add/HuskerHoops)
 [/HuskerHoops](https://www.facebook.com/HuskerHoops)

THIS IS NEBRASKA

Sixth-year Nebraska coach Tim Miles has built a reputation on turning programs into winners.

At Colorado State, he turned a program that won nine games in his first season to three straight postseason appearances, including the school's first NCAA bid in nine years.

At Nebraska, it took Miles two years to guide the program to its first NCAA Tournament appearance since 1998. For his efforts in 2014, Miles was named Big Ten Coach of the Year and won the Jim Phelan Award for national coach of the year.

Not only is Nebraska in the Big Ten, considered one of the best basketball conferences in the country, but the Huskers have benefited from more than \$200 million in basketball facility improvements, including the Hendricks Training Complex and Pinnacle Bank Arena.

The Big Ten has been at the forefront of college basketball this decade, producing six national players of the year since 2010 and having six teams reach the Final Four in that time.



“Now is the best time in history to be the men’s basketball coach at the University of Nebraska.”

- Coach Tim Miles



From inviting the Red Zone to a practice and taking selfies, to bringing back former players to campus for the annual Legends Weekend, to his popular radio show from Buffalo Wings and Rings during the season, Miles' boundless energy helps build the Nebraska basketball brand in the community.





Top: Jim Molinari is in his fourth season as an assistant at Nebraska. Molinari has over 300 career wins as a head coach and is a three-time conference coach of the year.

Middle: Kenya Hunter is in his fifth season at Nebraska after spending six years at Georgetown, where he helped the Hoyas to a pair of Big East titles and five NCAA appearances.

Bottom: Michael Lewis is in his second season at Nebraska after spending five seasons at Butler. Lewis also played collegiately at Indiana, holding the school record for most career assists.

WHAT OTHERS HAVE SAID ABOUT MILES

“This guy’s got energy. I’ve been on the road with him recruiting, he’s phenomenal. He’s got a great personality. I think he’s a damn good coach.”

- Tom Izzo, Michigan State Head Coach

“He understands it’s guys in T-shirts and shorts running around playing a game. He’s highly competitive, but he can also tell the difference between the phony guys and the type of players you can count on...You gotta be able to differentiate between the fluff and the substance. Tim understands substance.”

- Bo Ryan, Former Wisconsin Head Coach

“He didn’t come with a silver spoon and a Carolina or Kentucky or Duke hat. He’s earned his spurs. Sometimes that’s the best way to get where you want to go.”

- Steve Fisher, San Diego State Head Coach

“He’s great in regard with X’s and O’s. He’s great with his players. He’s terrific with the fans.”

- Lon Kruger, Oklahoma Head Coach

“Tim understands basketball, and he understands what it’s going to take to compete in the Big Ten. He’s done an unbelievable job of rebuilding programs.”

- Greg McDermott, Creighton Head Coach

“Tim has always done a good job with his program wherever he has been. He’s a high-energy guy who gets his kids to play hard.”

- Darrin Hansen, Omaha Head Coach

N 2017-18 NEBRASKA BASKETBALL PINNACLE BANK ARENA

The Nebraska men's basketball program entered a new era in 2013-14 with the move into the \$179 million Pinnacle Bank Arena. Located in downtown Lincoln, the 15,000-seat arena is the centerpiece of a bold and dynamic city plan. A landmark venture that shows the cooperative spirit across the community, the arena is the permanent home of Nebraska men's and women's basketball while serving as one of the Midwest's hottest spots for the nation's top touring shows.

The arena, which is just steps away from both Memorial Stadium and Hawks Field and Bowlin Stadium at Haymarket Park, also serves as a hub for a new outdoor entertainment district in Lincoln, known as the Railyard. In addition to the economic impact of thousands of Husker fans at each basketball home game, the Haymarket area has seen the addition of several major hotels, upscale housing options and many new dining and entertainment options.

THIS IS NEBRASKA



The South entrance of Pinnacle Bank Arena faces the Railyard outdoor entertainment district in downtown Lincoln. The arena seats nearly 15,000 fans and includes 36 suites, 20 loge boxes and 832 club seats. It also includes 11 permanent concession stands, 14 portable locations and 85 total points of sale. The arena is also home to the official Husker Fan Shop.

Right: The men's locker room entrance includes a large "N" identical to the design in the Hendricks Training Complex.

Far right: The Huskers also enjoy a spacious locker room, team room and athletic medicine areas inside Pinnacle Bank Arena.





Above: Nebraska's home court was built with the entire state in mind. In fact, the outline of the state of Nebraska even graces center court.

Top left: The concession areas also keep the Nebraska spirit in mind, including the Sandhills BBQ, Chimney Rock Cantina, Goldenrods and Meadowlarks.

Top right: Pinnacle Bank Arena's ribbon cutting ceremony in 2013.



Bottom left and right: The Railyard entertainment district includes a public courtyard, an outdoor ice skating rink during the winter months and a giant 750-square-foot screen known as The Cube.



“It is huge! It just really brings energy, and I feel like it takes opposing players out of what they want to do. We definitely just feed off of the energy they bring us. We want to perform for them. They’ve been behind us through thick and thin. So, we just feed off them.”
-Shavon Shields (2013-16) on playing at Pinnacle Bank Arena

Pinnacle Bank Arena has quickly become one of the more formidable homecourt environments in the Big Ten Conference. The 15,000-seat facility has helped Nebraska rank in the top-15 nationally in attendance, including 11th in 2016-17 with an average of 15,427 fans per game. Nebraska is one of nine programs in Division I basketball to average 15,000 fans per game over the past four seasons.

WHAT OTHERS HAVE SAID

“What a cool atmosphere. I’ve been fortunate to be in the best environment for college basketball for the past almost 20 years. Walking around that floor today and seeing all that red and seeing the energy and the hunger of the crowd, man, it’s a really cool thing.”
- Chris Collins, Northwestern Head Coach

“Nebraska, outside of Louisville, has the best arena I’ve been in.”
- Cincinnati Head Coach Mick Cronin

“Pinnacle Bank Arena is one of the best venues in the B1G...maybe in the country.”
- Rod Beard, Detroit News

“My first visit to Nebraska’s Pinnacle Bank Arena. I. Am. Floored. One of the nicest college venues I’ve ever seen.”
- Jason King, Bleacher Report

“Nebraska and what head coach Tim Miles has done shouldn’t be a surprise given his ability to build a program. But the “Vault” (Pinnacle Bank Arena) has quickly become a difficult place for opponents to find a win.”
- ESPN Announcer Sean Farnham



Top: The Red Zone student section provides a strong homecourt advantage for the Huskers. The Red Zone features 1,000 student seats in the lower bowl and behind both benches.

Middle Left: The Husker spirit squads keep the fans energized during breaks in the action.

Middle: Pregame introductions feature NBA-style sound and lighting.

Middle right: The Red Zone celebrates the first basket of each half with its own unique flair.

Bottom: The Husker players celebrate with the fans after storming the court against No. 9 Wisconsin in 2014.





The home for the Nebraska basketball program, the Hendricks Training Complex, was officially opened on Oct. 13, 2011. The 80,000-square foot facility located adjacent to the Bob Devaney Sports Center includes practice facilities with a court and a half, expanded team locker rooms and player lounges as well as areas for strength and conditioning, nutrition and athletic medicine. The two-level facility is named for Tom and Mary Hendricks of Pipe Creek, Texas, and their children, Jennifer and Brandon, for their lead gift in the project.





Opposite Left: Former University of Nebraska Athletic Director Tom Osborne speaks at the ribbon-cutting ceremony for the opening of the Hendricks Training Complex. The facility is the training home for the Husker men's and women's basketball and wrestling programs.

Opposite Right: One of the highlights of the Hendricks Training Complex is the details inside the building. The facility features two video walls as well as a granite basketball in the main lobby that was imported from China and weighs 5,500 pounds.

Top: The men's basketball office features an expansive lobby area as well as individual offices for each coach and support staff. The area also has a balcony that overlooks the Bus Whitehead Practice Court that can hold up to a dozen visitors for observing practice.



Middle: The men's basketball conference room features an advanced video system with a high-definition projector and screens and a custom-made conference table that is a replica of the court.

Bottom: Tim Miles' office overlooks the Bus Whitehead practice court and features a lounge area and conference room.



Named for one of the legendary players in program history, the Bus Whitehead Court features a court and a half for the team to practice, an auxiliary training room as well as a 103-inch plasma screen for teaching during drills. The court is named for Bus Whitehead, a two-time all-conference performer who led the Huskers to consecutive Big Seven titles in 1949 and 1950 and is a member of the Nebraska Basketball Hall of Fame.



Located next to the Bus Whitehead Court, the Nebraska men's basketball team room features 24 theater-style seats with built-in tables, a high-definition video system with a 120-inch video screen and treated walls to enhance the extensive built-in sound system.

N 2017-18 NEBRASKA BASKETBALL
NEAL & JAMIE HAWKS PLAYERS LOUNGE



The Neal and Jamie Hawks Players Lounge features a custom leather couch as well as over 400 inches of televisions, as the room features a pair of 103-inch and three 65-inch screens, all with access to cable, DirecTV and the film system built into the facility.




Above: The players' corridor heading to the Neal and Jamie Hawks Players Lounge connects the past with the present with a wall honoring past letterwinners as well as an interactive lighting system that features 3-D basketballs that capture motion down the hallway.



Above and right: The custom pool table inside the lounge features a custom felt court graphic, while the sound system in the room features 25 speakers through the team area. New wall graphics and a ping pong table were added to the area in 2014.

The Neal and Jamie Hawks Players Lounge is the perfect place to relax after a practice. The area features over 400 inches of high-definition TVs, leather couches that can seat more than a dozen players and a custom-created pool table, as well as a kitchen area to store or prepare food. The team area also includes a locker room with iPads for each player, a hydro area that features cold and hot tanks and showers with the ability to play music through built-in speakers.





Top: The men's locker room is highlighted by 20 custom wood lockers that feature iPads in each locker as well as custom back-lit displays and personalized lock boxes for safety. The room also features a Terazzo flooring display in the center of the room.

Middle left: The hydro area has extra-large hot and cold tanks while the hot tank can be changed into a custom cold tank. The area also features tiled walls and a pair of 65-inch televisions and custom surround sound.

Lower left: The Neal and Jamie Hawks Players Lounge also has a built-in kitchen area as well as an 8x13-foot video wall that can be programmed to watch one game or as many as nine games at once.

THIS IS NEBRASKA

The University of Nebraska has long been recognized as being the national leader in the area of strength and conditioning. Nebraska was the first NCAA school to have a paid strength and conditioning coach, the first to lift weights in-season, the first to hold an official summer conditioning class for student-athletes and the first to offer a degree for strength coaching.

With 14 staff members, including men's basketball strength coach Tim Wilson, it is one of the most comprehensive strength and conditioning organizations in the country. Husker basketball student-athletes train in the Hendricks Training Complex, which features a 5,000-square foot weight room.

Before returning to college athletes, Wilson spent 11 years in the NBA with the Milwaukee Bucks and has worked with the Chicago White Sox, as well as Oregon, Pittsburgh and UNLV.





THIS IS NEBRASKA



“The University of Nebraska strength and development program is the model for others in the country.”

– Phillip Hage, Editor, Physician and Sports Medicine Magazine



Husker student-athletes also have access to the Nebraska Athletic Performance Lab (NAPL) located in Memorial Stadium.

THIS IS NEBRASKA



One of the most media-savvy coaches in college basketball, Tim Miles is popular around college basketball for both his insight and his sense of humor. At Colorado State, he won a regional Emmy for The Mtn. documentary of the Rams' program. Miles is also consistently rated as one of the top coaches nationally to follow on Twitter (@CoachMiles) as he provides his unique insight to followers.

Nebraska basketball will receive unmatched exposure this year with the Big Ten Conference's new television package. The Big Ten partners with FOX, ESPN, CBS and BTN, giving conference basketball fans unmatched exposure, as every conference game is televised nationally. In 2017-18, Nebraska basketball will be in the national spotlight this season, as every regular season game will be available nationally on television or streamed by one of the Big Ten's broadcast partners. In addition, every game will be broadcast on the IMG Husker Sports Network and carried for free on Huskers.com and on the Tuneln Radio app, with select broadcasts on Sirius XM Satellite Radio.





Opposite top: Jack McVeigh talks at the Huskers' media day.



Opposite bottom left: Shavon Shields talks on set with Dave Revsine, Jon Crispin and Robbie Hummel of the Big Ten Network following Nebraska's Big Ten Tournament win over Wisconsin in 2016.

Opposite bottom right: ESPN's Fran Fraschilla and Rece Davis talk with former Husker Tyron Lue during the Huskers' game with Michigan State in 2017.

Top: Tim Miles visits with ESPN's Jeff Goodman during 2016 Big Ten Media Day in Washington, D.C.

Bottom left: Glynn Watson Jr. talks with BTN's Stephen Bardo following the Huskers' win at Ohio State in 2017.

Bottom: Coach Miles visits the BTN Tailgate set during its visit to Lincoln in 2016.



THIS IS NEBRASKA



ERIC PIATKOWSKI

HUSKER NBA HERITAGE

Nebraska players have enjoyed significant professional success following their Husker careers. Nebraska has had 26 players drafted by teams in the National Basketball Association, including three first-round picks.

Mikki Moore made a name for himself, spending 13 years in the NBA after being an undrafted free agent out of Nebraska. Moore, who led the NBA in shooting percentage in 2006-07, has played in 564 career games and helped his teams to three playoff appearances.

With former NBA veterans Eric Piatkowski, Tyronn Lue and Erick Strickland playing in the league in the last decade, Nebraska has been well represented at the highest level of basketball. Lue took over the reigns of the Cleveland Cavaliers in January of 2016 and guided the franchise to its first NBA title in 2016.

In 2017, former Huskers Terran Petteway, Tai Webster and Andrew White III played in the NBA Summer League.



TYRONN LUE



THIS IS NEBRASKA



MIKKI MOORE



TYRONN LUE

HUSKERS IN THE NBA DRAFT

The first NBA draft of collegiate players was held following the 1947-48 season, but the league did not begin to keep records of team-by-team draft lists until 1952. Here is a list of the 26 Cornhusker players drafted by the NBA since 1949:

- | | | | |
|------|--|------|--|
| 1949 | Claude Retherford, St. Louis Bombers | 1981 | Andre Smith, Cleveland Cavaliers (7th) |
| 1950 | Bus Whitehead, Chicago Stags (7th) | 1982 | Jack Moore, K.C. Kings (9th) |
| 1951 | Bob Pierce, Indianapolis Olympians (5th) | 1985 | Curtis Moore, Portland Trailblazers (6th) |
| 1952 | Jim Buchanan, Boston Celtics (6th) | 1986 | Dave Hoppen, Atlanta Hawks (3rd) |
| 1954 | Bill Johnson, Boston Celtics (11th) | 1991 | Rich King, Seattle SuperSonics (1st/14th pick) |
| 1960 | Herschell Turner, Syracuse Nationals (6th) | 1994 | Eric Piatkowski, Indiana Pacers (1st/15th pick) |
| 1966 | Grant Simmons, Washington Bullets (12th) | 1998 | Tyronn Lue, Denver Nuggets (1st/23rd pick) |
| 1967 | Willie Campbell, Seattle SuperSonics (15th) | 1999 | Venson Hamilton, Houston Rockets (2nd/50th pick) |
| 1968 | Stuart Lantz, Houston Rockets (3rd) | | |
| | Tom Baack, Detroit Pistons (10th) | | |
| 1970 | Jim Brooks, Houston Rockets (12th) | | |
| 1971 | Marvin Stewart, Philadelphia 76ers (2nd) | | |
| | Leroy Chalk, Boston Celtics (13th) | | |
| 1972 | Chuck Jura, Chicago Bulls (3rd) | | |
| | Mike Peterson, Portland Trail Blazers (16th) | | |
| 1974 | Brendy Lee, Atlanta Hawks (10th) | | |
| 1976 | Jerry Fort, Boston Celtics (3rd) | | |
| 1979 | Carl McPipe, Philadelphia 76ers (5th) | | |

Note: Nate Branch was drafted by the American Basketball Association's Oakland franchise in 1967; Stuart Lantz was drafted by Oakland in 1968; Marvin Stewart was drafted by the New York Nets in 1971; and Chuck Jura was selected by the Utah Stars in 1972.



ERICK STRICKLAND



DAVE HOPPEN



RICH KING



STU LANTZ

Entering the 122nd year of Husker basketball, the Nebraska program has collected nearly 1,500 wins and made 24 all-time postseason appearances, including the 2014 NCAA Tournament. Since 1990, the Huskers have averaged nearly 17 wins per season, while making 15 postseason tournaments during that span. Sixteen of the school's 27 1,000-point scorers have also played for the Huskers since 1990, including Terran Petteway and Shavon Shields in 2014-15 and Tai Webster in 2016-17.

THIS IS NEBRASKA



#42 - DAVE HOPPEN

Nebraska's all-time leading scorer, Hoppen had his No. 42 jersey retired at the end of Senior Night in 1986. Hoppen totaled 2,167 points before a knee surgery cut short his senior year and broke or tied 19 school records as a Husker.



#22 - STU LANTZ

Stu Lantz became the second Husker basketball player to have his jersey retired when it was retired in 1989. A two-time first-team All-Big Eight performer, Lantz totaled 1,269 points and 571 rebounds in his three-year Husker career.



#52 - ERIC PIATKOWSKI

Eric Piatkowski became Nebraska's most recent retired jersey, as he was honored on Feb. 18, 2006. Piatkowski was a two-time All-Big Eight selection as he totaled 1,934 points in helping NU to four straight NCAA Tournaments.



#10 - TYRONN LUE

Tyronn Lue became the fourth Husker to have his jersey retired when he was honored in 2017. Lue, who ranks in the top-10 in 13 categories during his three-year Husker career, earned All-Big 12 honors in 1998 helping Nebraska to the NCAA Tournament. Lue won two NBA championships with the Los Angeles Lakers and coached the Cleveland Cavaliers to an NBA title in 2016.



"It takes a special person to be able to sell yourself and sell your program. Some people have it and some people don't. Everyone that I know who's met Coach Miles thinks he has it. I like the way he's going after some of the top guys out there to sell himself and sell the program. He's opened the door to some first-tier players and seems ready to take this program to the next level. He has the formula, the staff, the facilities and the backing of the university and the athletic department. Put all that together and everyone feels pretty good about the future direction of the Nebraska program."

– Dave Hoppen, Nebraska's all-time leading scorer



The Huskers celebrate winning the 1994 Big Eight Tournament championship. The title helped Nebraska make a school-record four straight NCAA appearances.



Joe Cipriano was a three-time Big Eight Coach of the Year.



Danny Nee guided the Huskers to five NCAA Tournament appearances.

1897-1906

Nebraska posted a 59-26 (.694) record in its first decade of basketball, including three perfect seasons. In those 10 years, the Huskers were coached by Frank Lehmer, T.P. Hewitt, E. Berry, Fred Morrell, Walter Hiltner and R.G. Clapp.

1907-1916

The last five teams of the Huskers' second decade all posted winning records. The 1911-12 team won the school's first Missouri Valley Conference title and then repeated as champs in 1912-13 and 1913-14.

1917-1926

Nebraska fashioned its first-ever 20-win season in 1919-20, finishing 22-2 and setting a school record for wins that stood until 1990-91. During the decade, Nebraska was 111-71 (.610) and had six winning campaigns.

1927-1936

NU opened the decade in the Nebraska Coliseum, but finished under .500 at home in 1925-26. In 1928-29, Nebraska joined Missouri, Kansas, Kansas State, Iowa State and Oklahoma to form the Big Six Conference.

1937-1946

Nebraska's record of 65-120 (.351) in the decade was its worst ever. Twice, in 1943-44 and 1944-45, the Huskers mustered only two wins. Sid Held and Don Fitz earned first-team All-Big Six honors in 1940-41.

1947-1956

The Huskers were 102-141 (.420) in the decade. However, the 1948-49 team tied for first in the Big Seven Conference and beat Oklahoma to advance to the NCAA District Tournament. Claude Retherford was a first-team All-Big Seven pick that season and led the team in scoring. In 1949-50, Bus Whitehead earned first-team all-conference honors as Nebraska tied Kansas and Kansas State for the Big Seven championship.

1957-1966

The Huskers' 20-5 record in 1965-66 was their first 20-win season since 1919-20. Stuart Lantz, who finished second to KU's Jo Jo White in the Sophomore-of-the-Year balloting, would go on to become a third-round NBA draft pick. For the decade, NU was 102-142 (.418).

1967-1976

Nebraska finished above .500 for the decade with a 147-111 (.570) record. Marvin Stewart was the first player to average 20 points in a season in 1970-71. The Huskers opened the Bob Devaney Sports Center in the 1976-77 season. Jerry Fort earned three straight first-team all-conference awards from 1974 to 1976.

1977-1986

The Cornhuskers posted a 175-119 (.595) record in the decade, including a 15-14 ledger in 1976-77, the first season at the Bob Devaney Sports Center. In 1977-78, the Huskers earned their second postseason tournament bid and first since 1966-67, advancing to the second round of the NIT. NU posted 20 wins twice during the decade (1977-78, 1982-83).

1987-1996

The Huskers enjoyed their most successful decade, winning 20-or-more games five times. Nebraska advanced to the NCAA Tournament four times, won its first-ever Phillips 66 Big Eight Tournament trophy in 1994 and captured the NIT Championship in 1996. For the decade NU was 185-131 (.585).

1997-2006

Nebraska continued its success while starting its second century of play. The Huskers added a pair of 20-win seasons as NU was also one of just 15 schools to appear in nine consecutive postseason tournaments from 1991 to 1999.

2007-PRESENT

Nebraska made three postseason appearances in Doc Sadler's six seasons (2007-2012). Aleks Maric was an all-conference selection in 2007-08 and the first Husker ever with 1,600 points and 1,000 rebounds. Nebraska joined the Big Ten Conference and played its first season during the 2011-12 campaign. Tim Miles was named Nebraska's 26th head coach on March 24, 2012, after leading Colorado State to three straight postseason appearances, including the 2012 NCAA Tournament. The Huskers opened Pinnacle Bank Arena in August of 2013 and went 15-1 in the facility en route to earning their first NCAA Tournament appearance since 1998. Terran Petteway became Nebraska's first conference scoring champion in more than 60 years, as he averaged 18.1 points per game to earn first-team All-Big Ten accolades. Miles won the Jim Phelan Award as national coach of the year in 2014, the first Husker basketball coach to win a national honor.

N 2017-18 NEBRASKA BASKETBALL

HUSKER STUDENT-ATHLETES: A LIFETIME EXPERIENCE

Nebraska Athletics is one of the few self-sustaining athletic programs in the country. In 2016-17, Nebraska was one of only two collegiate programs in the nation to attract nearly 1.3 million fans across its seven major team sports through the doors of its world-class facilities. This incredible interest and support enables Nebraska Athletics to invest in the student-athlete experience, as well as the overall game-day experience. Nebraska is a leader in providing all the resources and support necessary for student-athletes to become successful in Academics, Athletics and Life. Nebraska will continue to strategically plan for avenues to strengthen the resources to support more than 600 Husker student-athletes across 24 sports.

THIS IS NEBRASKA



ACADEMIC EXPERIENCE

More than 600 student-athletes, including Tanner Borchardt, benefit not only from Nebraska's full cost of attendance scholarships and the MacBook Air program, but also the amazing facilities and staff support within the Dick and Peg Herman Family Student Life Complex. Nebraska leads the nation in CoSIDA Academic All-America and NCAA Today's Top Ten awards.



ATHLETIC EXPERIENCE

Nebraska's strength and conditioning has long been at the forefront of college athletics. Under the direction of Boyd Epley, Nebraska has a staff of 14 strength coaches, including basketball strength coach Tim Wilson, who creates personalized strength and conditioning programs for Husker student-athletes.



LIFE SKILLS

The Husker Life Skills program allows student-athletes to continue their development and impact lives in the community. In 2016-17, Husker student-athletes, including Thorir Thorbjarnarson and Nana Akenten, completed more than 400 outreach activities while volunteering nearly 8,000 hours to impact approximately 35,000 people in Nebraska communities.



SPORTS NUTRITION AND LEWIS TRAINING TABLE

Husker student-athletes have ample places to dine, as the Lewis Training Table is open extended hours for meals, while the North Stadium and Hendricks Training Complexes have areas for supplements for recovery after workouts or for snacks throughout the day. Nebraska's four full-time sports dietitians work with the Lewis Training Table manager and executive chef to plan and prepare meals to help maximize performance for student-athletes. Nebraska's individual nutritional counseling focuses on performance nutrition strategies, hydration, quality food choices and proper supplementation to help student-athletes reach their full potential.



ATHLETIC MEDICINE

Nebraska's Athletic Medicine facilities rank among the nation's best, while one of the most experienced medical staffs in the nation care for all Husker student-athletes. Nebraska's medical team consists of 13 full-time athletic trainers and eight graduate assistant trainers, led by Associate Athletic Director Dr. Lonnie Albers, Head Athletic Trainer and Physical Therapist Jerry Weber and Head Basketball Trainer R.J. Pietig (above). A full staff of orthopaedists is also available to the Huskers, led by Dr. Richard Dugas. The Husker Athletic Medicine team also includes a full-time, in-house athletic psychologist, and sports psychiatry consultants who work directly with Husker student-athletes.

In August of 2014, the NCAA Division I Board of Directors restructured the way member institutions and conferences, including the Big Ten, govern themselves. Nebraska has a great history and tradition of providing unmatched benefits and support to student-athletes. However, this change in governance, and subsequent legislation, paved the way for Nebraska to enhance the benefits and experiences for student-athletes. A few examples of these enhanced benefits are:


- All scholarship student-athletes across all sports have their scholarship calculated based on the full cost of attendance.
- Each student-athlete is offered an Apple MacBook Air laptop computer to enhance their learning opportunities (pictured opposite top left).
- Nebraska has increased resources and support in all academic and performance related areas including but not limited to Academic Services, Life Skills, Athletic Medicine, Athletic Training, Strength and Conditioning, Nebraska Athletic Performance Laboratory, Nutrition and Dining Services (Training Table) and Sports Analytics.
- Nebraska created the first-known Post-Eligibility Opportunity (PEO) program, where every student-athlete graduate who has exhausted their athletic eligibility has the opportunity to pursue (with Nebraska support) an internship, participate in a study abroad program or attend graduate school within the University of Nebraska system.

THIS IS NEBRASKA

Nebraska increased its nation-leading total of CoSIDA Academic All-America awards to 329 with four selections in 2016-17. Senior track standout Drew Wiseman was named the CoSIDA Men's Track and Field Academic All-American of the Year while claiming the second first-team Academic All-America award of his career. Wiseman was named Nebraska's Male Student-Athlete of the Year and ended his career as a six-time All-American. Women's track and field star Tierra Williams was named Nebraska's Female Student-Athlete of the Year. She was a seven-time All-America jumper and a 2016 Big Ten Distinguished Scholar. Wiseman and Williams (right) were Nebraska's 2016-17 Big Ten Medal of Honor winners.

The Nebraska men's track and field team continued its extraordinary run of CoSIDA Academic All-America success with Wiseman's first-team selection. Four-time volleyball All-American Kadie Rolfzen was also a first-team Academic All-American, as was All-Big Ten soccer player Caroline Flynn. A 2016 second-team All-American on the balance beam, gymnast Danielle Breen earned second-team Academic All-America honors in the Women's At-Large division.

Graduation is the ultimate achievement, and 126 Husker student-athletes earned undergraduate and graduate degrees in three commencement exercises at Pinnacle Bank Arena in 2016-17. Under Tim Miles, 14 of 15 seniors who have played at NU have receive their degree, including Tai Webster and Nick Fuller in 2016-17.





Five Huskers earned Outstanding Scholar Awards in 2016-17. The seniors with 3.900 GPAs or better were Caroline Flynn (soccer, pictured above); Jennie Laeng (women's gymnastics); Kelly Schatz (soccer); Drew Wiseman (men's track and field); Emily Wood (women's basketball). Flynn was also a first-team Academic All-American in 2016 and was drafted by the Portland Thorns FC in the 2017 NWSL Draft.



Volleyball standout Kadie Rolfzen earned first-team CoSIDA Academic All-America honors in 2016. Rolfzen, a two-time first-team AVCA All-American, became just the third volleyball player in school history to earn four All-America awards, joining Husker Olympians Jordan Larson and Sarah Pavan. Rolfzen was also an NCAA Postgraduate Scholarship recipient in 2017.

2016-17 ACADEMIC HIGHLIGHTS

329 All-Time CoSIDA Academic All-Americans
(leads nation across all sports)

107 Football CoSIDA Academic All-Americans
(leads all sports, all time)

38 Volleyball CoSIDA Academic All-Americans
(leads all women's sports, all time)

30 Softball CoSIDA Academic All-Americans
(No. 3 among all women's sports, all time)

44 Men's & Women's Track & Field/Cross Country CoSIDA Academic All-Americans
(leads nation since CoSIDA added team in 2002)

Academic All-American of the Year in 2016-17
Drew Wiseman (Men's Track and Field)

NCAA Elite 90 Award Winners in 2016-17
Sydney Townsend (Women's Volleyball)
Drew Wiseman (Men's Track and Field)

Four CoSIDA Academic All-Americans in 2016-17
(3 first-team, 1 third-team)
First Team: Caroline Flynn (Soccer)
First Team: Kadie Rolfzen (Volleyball)
First Team: Drew Wiseman (Men's Track and Field)
Third Team: Danielle Breen (Women's Gymnastics)

NCAA Postgraduate Scholarship Winner (\$7,500)
Kadie Rolfzen (Women's Volleyball)
Jennie Laeng (Women's Gymnastics)

Big Ten Postgraduate Scholarships (\$7,500 each)
Eric Coufal (Wrestling)
Jennie Laeng (Women's Gymnastics)

Arthur Ashe Jr. Sports Scholars Award (32)
Alice Akers, Jasmine Barge, Julia Bond, Cassandra Brassard, Bri Cassidy, Kaiwan Culmer, Reka Czuth, Jordan De Spong, Paula Del Cueto Castillo, Kristen Dowell, Jordan Ehly, Austin Epperson, Jerald Foster, Francesca Giganti, Sydney Harlow, Brianna Holman, Harrison Jordan, Eric Karl, Mate Koroknai, Rok Krizaj, Ashley Lambert, Daniel Leal, Angela Mercurio, Sydney Miramontez, Nick Percy, Nina Radulovic, Sanjaya Roy, Alyvia Simmons, Maddie Simon, Toni Tupper, Tierra Williams, Brittnei Wolczyk

Male Student-Athlete of the Year
Drew Wiseman (Men's Track and Field)

Female Student-Athlete of the Year
Tierra Williams (Women's Track and Field)

Big Ten Medal of Honor Winners
Drew Wiseman (Men's Track and Field)
Tierra Williams (Women's Track and Field)

Big Ten Sportsmanship Award Winners
Ben Miller (Baseball)
Emily Wood (Women's Basketball)

Herman Team GPA Award Winners
Men's Gymnastics (3.480 GPA)
Women's Swimming & Diving Team (3.578 GPA)

Life Skills Award of Excellence Team Winners
Football
Women's Gymnastics

731 Nebraska Scholar-Athlete Honor Roll Selections
Fall (382), Spring (349) (3.0 GPA or above)

209 Academic All-Big Ten Selections
(Letterwinner with a 3.0 GPA or above)

126 Husker Graduates
15, August 2016; 57, December 2016; 54, May 2017

98 Perfect 4.0 GPA Semesters
Fall (54), Spring (44)

59 Nebraska Big Ten Distinguished Scholars
3.7 GPA or better, 2016-17



Drew Wiseman was the Academic All-American of the Year for Men's Track and Field in 2017. A two-time NCAA Elite 90 recipient, Wiseman was also a four-time All-American on the track, earning accolades in both the 400-meter hurdles and the 4x400-meter relay.



Danielle Breen garnered CoSIDA Academic All-America honors in 2017 after helping the Huskers win the Big Ten regular-season title. Breen was also a second-team All-American on the balance beam and a two-time All-Big Ten performer.

THIS IS NEBRASKA



THE ACADEMIC EXPERIENCE





The athletic academic unit, located in the Dick and Peg Herman Family Student Life Complex, provides personal and academic support to ensure that student-athletes will get the most out of their years as Huskers. Featuring one of the most innovative and comprehensive academic support systems in the country, Nebraska is dedicated to helping its student-athletes become outstanding leaders in their chosen fields. The academic support team is composed of 14 full-time staff members and is certified by the National Association of Academic Advisors for Athletics (N4A) as meeting the standards established by the N4A.

ACADEMIC COUNSELING

Seven academic counselors, three learning specialists and two assistant academic counselors are in place to monitor daily academic progress, receive consistent course feedback, assist with the advising/registration process and monitor continuing eligibility and progress toward graduation.

TUTORIAL SUPPORT

A tremendous resource for all academic abilities, unlimited tutorial support from approximately 75-100 tutors on staff is available from day one up to college graduation in all subject areas. The tutorial program is certified as a model tutoring program by the College Reading and Learning Association.

STUDY HALL

Nebraska's study hall program is housed in the D.J. Sokol Enrichment Center within the Student Life Complex. Student-athletes attend a supervised, flex-time study hall that features day, evening and weekend hours. Student-athletes are required to complete a specific number of study hours each week as determined by their academic counselor and/or coach. Additional performance-based or tutor-based study hall also may be determined by the academic counselor.

MENTORING

Academic support staff serve as mentors to all incoming student-athletes and a select group of returning student-athletes. The student-athletes meet with their mentor weekly to develop time management skills, gather and report academic progress information, and discuss academic success strategies.

EDUCATIONAL ASSESSMENTS

Assessments are administered upon the request of the student-athlete, academic counselor, or coach. Learning specialists are available to administer and score informal assessments, which include a reading comprehension and a writing assessment. When more in-depth assessments are necessary, referrals are made to a consulting psychologist who conducts the assessments. If it is determined a student-athlete has a learning disability or another medical condition that impedes the student from reaching their academic potential, appropriate accommodations are implemented by the Office of Services for Students with Disabilities.

STUDENT-ATHLETE ORIENTATION

Each new student-athlete attends an orientation at the beginning of their academic career. Student-athletes are introduced to staff, faculty, administrators and a variety of resources that help facilitate the transition into college while enhancing awareness of support services in the Athletic Department and across campus.

PERSONAL COUNSELING

Student-athletes will find a supportive and caring environment at Nebraska. Transitional issues, stress management, time management, academic focus and problem resolution are all addressed in a proactive manner throughout the year. If necessary, counseling referrals are also made to designated practitioners.

COMPUTER RESOURCES

The Herman Student Life Complex has two computer labs available for student-athletes. The Scott Technology Center features two tech tables for use on group computer projects and group study sessions. New laptops are provided to all student-athletes for use during their academic career at Nebraska.

Top: The main entrance to the Dick and Peg Herman Family Student Life Complex in West Memorial Stadium is the gateway to student-athlete success at Nebraska. The complex also features tributes to each of Nebraska's nation-leading 329 CoSIDA Academic All-Americans and 17 NCAA Today's Top Ten Award winners.

Bottom: Renovations to the Nebraska Student Life Complex nearly tripled the size of NU's previous academic space in 2010. The Dick and Peg Herman Family Student Life Complex also features a technology center, a dedicated Life Skills area and the Papik Computer lab.

Regarded as the premier and most comprehensive Life Skills program in college athletics, the Husker program is committed to providing proactive education, resources and support through college and beyond to promote total person development and preparation for life after sports. Led by Senior Associate Athletic Director Keith Zimmer, five full-time staff members coordinate community involvement, career planning, effective communication strategies and much more to benefit Husker student-athletes.

THIS IS NEBRASKA



Former basketball player Kye Kurkowski was among a group of Husker student-athletes who participated in Nebraska Athletics' inaugural service trip to Guatemala in May 2015.

Left: Husker basketball has been active in supporting the fight against pediatric cancer and the #AveryStrong movement in honor of Avery Harriman, the son of former assistant coach Chris Harriman.



Right: James Palmer Jr. tries out one of the wheelchairs during an event with the Madonna Magic wheelchair basketball team.



Jordy Tshimanga and Evan Taylor play with kids during the annual Husker Heroes event at Memorial Stadium.



PROACTIVE EDUCATION

The Life Skills team organizes several orientations aimed at acclimating student-athletes to college life. Additionally, all incoming student-athletes attend the fall semester Husker Life Seminar. This interactive class promotes responsible decision-making, personal brand, financial literacy, leadership, involvement and service.

INDIVIDUAL MEETINGS

Every Nebraska student-athlete is assigned a Life Skills staff member who will assist with personal and career development. The meetings help each student-athlete identify a career focus and implement a plan to increase career marketability.

CAREER COMMITMENT & NETWORKING

Annually, Nebraska Life Skills organizes a Student-Athlete Career Fair, Networking Night (pictured middle) and other career events aimed at connecting Huskers with companies desiring competitive, hard-working, accountable candidates. Athlete Network and Husker Hire Link provide opportunities to explore career opportunities across the country.

COMMUNITY OUTREACH

Nebraska student-athletes readily accept the role-model challenge, collectively giving more than 8,000 hours annually to impact thousands across the state of Nebraska. Outreach events include but are not limited to hospital visits, mentoring, school assemblies, statewide rallies, Make-A-Wish, School is Cool and Husker Heroes (pictured bottom left).

LEADERSHIP

Nebraska Life Skills provides student-athletes with countless opportunities to enhance leadership skills while distinguishing themselves from the competition. Student-athletes can be members of the Student-Athlete Advisory Committee, Uplifting Athletes Chapter or Inner Circle. UNL offers more than 600 recognized student organizations allowing athletes to collaborate with other campus leaders for common goals. Nebraska Life Skills funds and coordinates an annual one-week service abroad trip that allows 20 student-athletes to work together toward a common goal while enriching cultural competencies.

RECOGNITION

In 2016-17, 14 Husker basketball student-athletes were named to the Tom Osborne Citizenship Team for completing a minimum of six service projects in the calendar year. There are a host of other recognition opportunities at the institutional, Big Ten and NCAA levels that all reflect the high ideals, character and servant leadership nurtured through community involvement also are available.

POST-ELIGIBILITY OPPORTUNITIES

Effective December 2015 and beyond, student-athletes who letter and graduate will have a three-year window to benefit from one of three post-eligibility opportunities each valued at \$7,500. Upon completion of required seminars, graduates can either study abroad, complete an internship or begin graduate school within the University of Nebraska system.

DIVERSITY AND INCLUSION

The Life Skills program also is responsible for all Diversity and Inclusion initiatives for Husker Athletics. Since 2016, the Diversity and Inclusion Summit (pictured lower right) has reached all student-athletes and staff members with programming emphasizing respect, acceptance and unity. Numerous other special events are coordinated in collaboration with campus departments highlighting the diversity within Husker Nation.



ATHLETIC MEDICINE

Providing expert care to more than 600 Husker student-athletes, Nebraska features one of the most well-trained and highly skilled athletic medicine staffs in the country. Under the guidance of Director of Athletic Medicine Dr. Lonnie Albers, Head Athletic Trainer and Physical Therapist Jerry Weber and Basketball Head Athletic Trainer R.J. Pietig, the 2017-18 Nebraska athletic medicine staff consists of five doctors, 13 athletic trainers, eight graduate assistant athletic trainers and two full-time in-house athletic psychologist and sports psychiatry consultants who work directly with Husker student-athletes.

Nebraska's medical facilities have long been among the nation's best, and NU's athletic medicine center within the Tom and Nancy Osborne Athletic Complex will keep the Huskers on the front line of technology for decades to come. In addition to Nebraska's North Stadium facility, Haymarket Park, the Bob Devaney Sports Center, Pinnacle Bank Arena and the Nebraska Soccer and Tennis Complex all feature athletic medicine areas. The Devaney Center's Athletic Medicine facility underwent an extensive expansion as part of the Hendricks Training Complex addition in 2011.



Nebraska uses advanced equipment, including two anti-gravity treadmills, to help athletes recondition after injuries.



Nebraska's Athletic Medicine Center features a hydrotherapy area that includes a three-level laned pool. The Hydroworx 1000 Treadmill Pool is equipped with two cameras underwater for evaluation and assessment.



The hot and cold plunge tanks in the Holthus Family Hydrotherapy area help the Huskers recover after workouts and injuries.



Nebraska's on-site medical services for student-athletes rank among the nation's best. Dr. Lonnie Albers, Head Athletic Trainer Jerry Weber (pictured) and the Athletic Medicine staff have their own X-ray equipment at Memorial Stadium.



MEMORIAL STADIUM

From training facilities to competition venues, Nebraska's athletic facilities are second-to-none across the collegiate landscape. From Memorial Stadium to Pinnacle Bank Arena and the Bob Devaney Sports Center, Husker student-athletes have the benefits of training and competing in some of the nation's finest facilities. Fans around the country follow the Huskers with amazing passion across all sports. In 2016-17, Nebraska was the only Division I program to rank in the top 15 nationally in attendance in football and men's basketball. Overall, nine Husker sports ranked among the top 20 nationally in attendance in 2016-17.



BOB DEVANEY SPORTS CENTER



BARBARA HIBNER SOCCER STADIUM



HENDRICKS TRAINING COMPLEX



BOWLIN STADIUM



SID AND HAZEL DILLON TENNIS CENTER



PINNACLE BANK ARENA



HAWKS FIELD AT HAYMARKET PARK

THIS IS NEBRASKA



THIS IS NEBRASKA



NEBRASKA ATHLETIC PERFORMANCE LAB

The Nebraska Athletic Performance Laboratory (NAPL) is recognized as the first performance research center within a collegiate department of athletics. The NAPL features a talented, multidisciplinary team that includes a full-time director, assistant director and biomarker lab director and two research post-doctoral fellows.

Located in East Memorial Stadium adjacent to UNL's Center for Brain, Biology and Behavior (CB3), the NAPL collaborates with Nebraska's Performance staff and athletic programs to offer the highest level of integration of sport performance technologies and systems.

The NAPL is made up of the Mark and Debra Classen Cardio Area, James and Karen Linder Dynamic Performance Center, Markin Family Collaborative Center, Thayer Family Athletic Research Lab and cutting-edge equipment donated by the Suzanne and Walter Scott Foundation. The main entrance for the research facilities is located in the Janet and Gerard Keating Family Concourse.

Focused on student-athlete health, safety and welfare, the NAPL is a world-leading research and performance facility focusing on the performance enhancement, safety and long-term well-being of student-athletes.

The NAPL includes simulated athletic environments for studying performance, incorporating a camera system to track human motion capture videos (3D) to measure athletes in their development through testing results to create an athletic performance index for each athlete, force plates to measure ground reaction forces and state-of-the-art technology to assess physiological limitations and biomarkers, investigate exercise cardiovascular capacity and measure body composition.

All 24 Husker athletic programs conduct performance testing at NAPL. Force plates and motion capture videos (3D) are used to measure athletes in their development through testing results to create an athletic performance index for each athlete.

The NAPL uses IDexa as an advanced, accurate and reliable method to analyze and measure body composition.

The focus of the Thayer Family Athletic Research Lab is recovery from competition, travel and all stressors a student athlete might experience by measuring salivary biomarkers hours prior to and up to 24 hours post-competition.



NAPL: INTEGRATING SPORT PERFORMANCE AND RESEARCH



Researchers in the Thayer Family Athletic Research Lab measure salivary biomarkers to focus on recovery.



Nebraska's Strength and Conditioning team utilizes NAPL facilities and equipment to optimize performance testing across all 24 Husker sports.



Nebraska's Nutrition staff led by Lindsey Remmers utilizes NAPL technology for body composition testing.



Equipment, technology, researchers and student-athletes come together in the Nebraska Athletic Performance Laboratory to put the Huskers on the cutting edge of sport science.



The Nebraska volleyball team went 31-3 and earned its 13th NCAA Semifinals appearance in school history in 2016. The Huskers won the Big Ten title with an 18-2 record and placed four players on the AVCA All-America team, the most by NU since 2007.



Jake Meyers earned third-team All-America honors after leading the Husker baseball team to its first regular-season Big Ten title in 2017.



Jaycie Johnson was the No. 27 overall pick of the NWSL Draft after leading the Huskers with 11 goals in 2016. Johnson ranked among the program leaders in goals, game-winning goals and multi-goal games.



Tai Webster earned second-team All-Big Ten honors in 2017, as the senior from Auckland, New Zealand, was among the conference leaders in scoring, assists and steals.



MJ Knighten became Nebraska's first softball player to be a finalist for the Senior CLASS Award in 2017. Knighten also became the program's first four-time All-Big Ten selection and was a 2016 first-team All-American.



Julia Bond earned first-team All-America honors for the second straight season by leading the Nebraska bowling team to an NCAA runner-up finish in 2017.



Under the direction of Big Ten Coach of the Year Darin Erstad, the Nebraska baseball team won its first conference title since 2005 and reached an NCAA Tournament for the third time in the last four seasons in 2017.



TJ Dudley (184 pounds) earned third place at the 2017 NCAA Championships. Dudley was a three-time All-American who won 114 matches in his Husker career.



Justine Wong-Orantes was a two-time Big Ten Defensive Player of the Year and garnered first-team AVCA All-America honors in 2016, helping the Huskers to a Big Ten title and an NCAA Semifinals appearance.



Anton Stephenson won the Big Ten title on vault and helped the Huskers to its best NCAA Championship finish since 1999.



Sienna Crouse earned first-team All-America honors on the vault, as the Huskers won the Big Ten regular-season title and placed seventh at the NCAA Championships.

NATION'S BEST FANS

Nebraska was the only NCAA Division I program to rank in the top 15 nationally in attendance in football and men's basketball in 2016-17. In fact, Nebraska ranked in the top 20 in attendance across nine sports in 2016-17.

VOLLEYBALL	1ST
BASEBALL	6TH
M. GYMNASTICS	7TH
WRESTLING	8TH
FOOTBALL	10TH
M. BASKETBALL	11TH
W. GYMNASTICS	15TH
W. BASKETBALL	17TH
SOCCER	18TH

The University of Nebraska was chartered by the Nebraska Legislature in 1869 as the state's public university and land-grant institution. Founded in Lincoln, the University of Nebraska was expanded in 1968 into a state educational system now comprising four campuses under the guidance of a Board of Regents and a central administration. Nebraska, which joined the Big Ten Conference in 2011, is a member of the Big Ten Academic Alliance, a consortium of Big Ten universities and the University of Chicago, which has generated unique opportunities for students and faculty by sharing expertise, leveraging resources and collaborating on programs.

Discover more about the University of Nebraska at unl.edu.



BIG TEN ACADEMIC ALLIANCE (BTAA)

As a member of the Big Ten, the University of Nebraska-Lincoln (UNL) is a member of the Big Ten Academic Alliance (BTAA), formerly the Committee on Institutional Cooperation, which is the academic consortium of the universities in the Big Ten Conference. The consortium was renamed on June 29, 2016. The BTAA includes all 14 Big Ten Institutions and the University of Chicago. The Big Ten Academic Alliances and the institutions together have annual research expenditures topping \$10.2 billion — more than the Ivy League and the University of California System combined — and they educate a total of nearly 600,000 students with approximately 50,000 full-time faculty members.



UNIVERSITY OF NEBRASKA MISSION

As a land-grant university, there are three primary missions of the University: teaching, research and service. UNL is the state's primary intellectual center providing leadership throughout the state through quality education and the generation of new knowledge.

UNL COLLEGES

- Agricultural Sciences and Natural Resources
- Architecture
- Arts and Sciences
- Business
- Education and Human Sciences
- Engineering
- Hixson-Lied Fine and Performing Arts
- Journalism and Mass Communications
- Law

Nebraska Innovation Campus (NIC), is a research campus designed to facilitate new and in-depth partnerships between the University of Nebraska and private sector businesses. NIC is adjacent to the University of Nebraska–Lincoln (UNL) and strategically provides access to research faculty, facilities and students.



70

MASTERS PROGRAMS

136

**UNL HAS STUDENTS FROM
136 COUNTRIES, AS WELL AS ALL 50 STATES**

183

UNDERGRADUATE MAJORS

611


RECOGNIZED STUDENT ORGANIZATIONS

26,079

UNL ENROLLMENT (FALL, 2017)

200,000

LIVING ALUMNI



Nebraska's Outdoor Adventure Center opened in 2014 and features a 42-foot rock climbing wall in the heart of campus.

The new \$84 million, 240,000-square-foot College of Business building, the largest academic building project in the recent history of the University of Nebraska–Lincoln, opened in August of 2017.



Above: The 30,000-square foot Jackie Gaughan Multicultural Center is the nation's largest multicultural center attached to a student union.

**UNIVERSITY OF NEBRASKA
 NATIONAL RANKINGS**

- No. 1 Best-Value Law School (National Jurist Magazine)
- No. 1 Best-Value Online MBA in the World (Financial Times)
- No. 4 Best Online Graduate Education Programs (U.S. News & World Report)
- No. 4 Best Online Graduate Education Programs for Veterans (U.S. News & World Report)
- No. 9 Rising Star in Research among U.S. Institutions (Springer Nature)
- No. 13 Best Online MBA Programs for Veterans (U.S. News & World Report)
- No. 18 Best Online Graduate Engineering Programs (U.S. News & World Report)
- No. 20 Speech-Language Pathology Grad Schools (U.S. News & World Report)
- No. 21 Best Online MBA Programs (U.S. News & World Report)
- No. 24 in 'Best For Vets' Colleges (Military Times)
- Rated among top half of first tier of Top National Universities (U.S. News & World Report)
- Rated among top 100 Best Values in Public Colleges (Kiplinger's Personal Finance)

WELCOME TO LINCOLN

One of the nation's largest 75 cities, Lincoln features many of the benefits of an urban setting and is only minutes away from the scenic beauty and wide open spaces of America's Heartland. The third-largest city in the Big Ten, Lincoln enables Nebraska student-athletes to enjoy the benefits of city life while residing in a community which is widely regarded as one of the top places to live in the United States.

THIS IS NEBRASKA



LINCOLN'S NATIONAL RANKINGS

- No. 1 Most Content City (24/7 Wallstreet)
- No. 1 Top 10 Cities for Job Seekers (Forbes)
- No. 1 Healthiest Small City (Daily Finance)
- No. 1 City in Best Places for Business and Careers (Forbes)
- No. 2 City in Highest Quality of Life (Huffington Post)
- No. 3 Top Cities for Young Entrepreneurs (Nerd Wallet)
- No. 3 Top 10 Places to Travel in the U.S. in 2017 (lonelyplanet.com)
- No. 3 Lowest Unemployment Rate (Bureau of Labor)
- No. 6 Best College Town (AIER)
- No. 8 Top 10 Best Downtowns (livability.com)
- No. 8 Best Cities of 2016 (SmartAsset.com)
- Top-10 Most Beautiful Cities in USA (The Culture Trip)



Some of the artists who have played Pinnacle Bank Arena to huge crowds since it opened include Katy Perry (pictured, left), Jay-Z, Justin Bieber, Kenny Chesney, Lil' Wayne (pictured, center), Jason Aldean, Eric Church (pictured, right), Pink, Miranda Lambert, Paul McCartney, Billy Joel, Blake Shelton, Pearl Jam, Red Hot Chili Peppers and Carrie Underwood.



Modeled after the Power and Light District in Kansas City, the Railyard sits right across from the front entrance of Pinnacle Bank Arena, allowing fans to go to an event and then go out to the outdoor plaza.



PROMINENT PEOPLE, NEBRASKA TIES

Grover Cleveland Alexander Hall of Fame pitcher · Fred Astaire, dancer and actor · Max Baer, boxer · Marlon Brando, Academy Award-winning actor · William Jennings Bryan, U.S. Secretary of State, U.S. Representative, Democratic Party nominee for president 1896, 1900, and 1908 · **Warren Buffett, investor; Forbes Magazine's 2008 Richest Man in the World** · Richard N. Cabela, entrepreneur, founder of Cabela's sporting store · Johnny Carson, comedian · Joba Chamberlain, Major League Baseball pitcher · Dick Cheney, 46th U.S. Vice-president ·



Terrance Crawford, Lightweight world champion · **Adam DeVine, actor** · Brian Duensing, Major League Baseball pitcher · Henry Fonda, Academy Award-winning actor · Bob Gibson, Major League Baseball Hall of Fame pitcher, St. Louis Cardinals · **Alex Gordon, Major League Baseball All-Star, Gold Glove winner**, · Amy Heidemann, Karmin lead singer · Marg



Helgenberger, actress · Peter Kiewit, contractor, investor and philanthropist · Jaime King, actress · Ted Kooser, Poet Laureate of the United States and Pulitzer Prize winner · Larry the Cable Guy, comedian · Tyronn Lue, Head Coach, 2016 NBA Champion Cleveland Cavaliers · Malcolm X, civil rights leader · Nick Nolte, actor, producer · Alexander Payne, Academy Award-winning Director · Edwin Perkins, inventor of Kool-Aid, philanthropist · Andy Roddick, tennis star, 2003 U.S. Open Champion · Gale Sayers, Football Hall of Fame running back, Chicago Bears · Hilary Swank, two-time Academy Award-winning actress · Jack Sock, 2014 Wimbledon doubles champion · **Gabrielle Union, actress** · James Valentine, Maroon 5 guitarist · Tony Watson, Major League Baseball All-Star, Pittsburgh Pirates



OMAHA, NEBRASKA

Nebraska's largest city, Omaha and its metro-area, is less than an hour's drive from Lincoln and has a population of approximately 900,000. Omaha is home to TD Ameritrade Park, the NCAA College World Series and the world-renowned Henry Doorly Zoo.



THIS IS NEBRASKA

N 2017-18 NEBRASKA BASKETBALL HUSKER HOOPS AND ADIDAS

THIS IS NEBRASKA

Nebraska student-athletes are fitted with the finest adidas footwear, uniforms, apparel and accessories as part of the apparel manufacturer's lucrative sponsorship deal with the Nebraska Athletic Department. From head to toe, Husker athletes receive the newest gear to not only look sharp, but to also have the latest technology at their disposal.

"With Nebraska, we're not only focused on products for athletes – we're looking at the entire world of sport," Mark King, president of adidas North America. "Through innovation and creativity, we're finding new ways to move athlete performance forward and shape the future of sport. We're turning the traditional college partnership on its head and reimagining how a sportswear brand and a college can work together."

Devaney Center Equipment Manager Pat Norris works closely with an on-campus adidas representative to make sure Husker basketball players have everything they need to represent the University in a proper manner. From warmups to workout gear and shoes to winter coats, Norris orders the best fitting, most appropriate gear for the Huskers every season, so they can look their best on and off the court.

In August of 2017, Nebraska and adidas extended their partnership until 2028.





ISAIAH ROBY

2017-18 OUTLOOK

NUMERICAL ROSTER

No.	VL	Name	Pos.	Ht.	Wt.	Yr.	Hometown	Previous School
0		Duby Okeke	C	6-8	247	Sr.	Jonesboro, Ga.	Winthrop
3	**	Malcolm Laws	G	6-1	191	Sr.	Orlando, Fla.	Florida Atlantic
4	*	Johnny Trueblood	G	6-3	192	So.	Omaha, Neb.	Elkhorn South HS
5	**	Glynn Watson Jr.	G	6-0	173	Jr.	Bellwood, Ill.	St. Joseph HS
10	**	Jack McVeigh	F	6-8	215	Jr.	Cabarita Beach, NSW, Australia	AIS
11	*	Evan Taylor	G	6-5	208	Sr.	Cincinnati, Ohio	Odessa College
12		Thomas Allen	G	6-1	180	Fr.	Raleigh, N.C.	Brewster Academy
13	*	Anton Gill	G	6-3	195	Sr.	Raleigh, N.C.	Louisville
14		Isaac Copeland	F	6-9	221	Jr.	Raleigh, N.C.	Georgetown
15	*	Isaiah Roby	F	6-8	225	So.	Dixon, Ill.	Dixon HS
20	**	Tanner Borchardt	F	6-8	265	Jr.	Gothenburg, Neb.	Gothenburg HS
24		James Palmer Jr.	G	6-6	210	Jr.	Upper Marlboro, Md.	Miami
25		Nana Akenten	G	6-6	215	Fr.	Bolingbrook, Ill.	Bolingbrook HS
32	*	Jordy Tshimanga	C	6-11	268	So.	Montreal, Quebec, Canada	The MacDuffie School
33		Justin Costello	G	6-1	180	Fr.	Omaha, Neb.	Elkhorn South HS
34		Thorir Thorbjarnarson	G	6-5	194	Fr.	Reykjavik, Iceland	Menntaskólinn i Reykjavik

ALPHABETICAL ROSTER

No.	VL	Name	Pos.	Ht.	Wt.	Yr.	Hometown	Previous School
12		Allen, Thomas	G	6-1	180	Fr.	Raleigh, N.C.	Brewster Academy
25		Aktenen, Nana	G	6-6	215	Fr.	Bolingbrook, Ill.	Bolingbrook HS
20	**	Borchardt, Tanner	F	6-8	265	Jr.	Gothenburg, Neb.	Gothenburg HS
14		Copeland, Isaac	F	6-9	221	Jr.	Raleigh, N.C.	Georgetown
33		Costello, Justin	G	6-1	180	Fr.	Omaha, Neb.	Elkhorn South HS
13	*	Gill, Anton	G	6-3	195	Sr.	Raleigh, N.C.	Louisville
3	**	Laws, Malcolm	G	6-1	191	Sr.	Orlando, Fla.	Florida Atlantic
10	**	McVeigh, Jack	F	6-8	215	Jr.	Cabarita Beach, NSW, Australia	AIS
0		Okeke, Duby	C	6-8	247	Sr.	Jonesboro, Ga.	Winthrop
24		Palmer Jr., James	G	6-6	210	Jr.	Upper Marlboro, Md.	Miami
15	*	Roby, Isaiah	F	6-8	225	So.	Dixon, Ill.	Dixon HS
11	*	Taylor, Evan	G	6-5	208	Sr.	Cincinnati, Ohio	Odessa College
34		Thorbjarnarson, Thorir	G	6-5	194	Fr.	Reykjavik, Iceland	Menntaskólinn i Reykjavik
4	*	Trueblood, Johnny	G	6-3	192	So.	Omaha, Neb.	Elkhorn South HS
32	*	Tshimanga, Jordy	C	6-11	268	So.	Montreal, Quebec, Canada	The MacDuffie School
5	**	Watson Jr., Glynn	G	6-0	173	Jr.	Bellwood, Ill.	St. Joseph HS

COACHES AND STAFF

Head Coach:

Tim Miles (University of Mary, 1989)
 75-86 record in five seasons at Nebraska
 358-306 in 22 seasons as a head coach

Assistant Coaches:

Kenya Hunter, fifth season (Duquesne, 1996)
 Michael Lewis, second season (Indiana, 2000)
 Jim Molinari, fourth season (Illinois Wesleyan, 1977)

Support Staff:

Basketball Strength Coach: Tim Wilson
 Video Coordinator: Matt Holt
 Director of Basketball Operations: Gregory Eaton
 Assistant Director of Basketball Operations: Sheryl Burbach
 Graduate Managers: Wes Eikmeier and Dorian Green
 Equipment Manager: Pat Norris
 Athletic Trainer: R.J. Pietig
 Communications Contact: Shamus McKnight
 HuskerVision: Andrew Constans

TEAM BREAKDOWN

PRONUNCIATION GUIDE

Names

Jim Molinari..... Mole-in-AIR-ee
 Nana Akenten..... uh-KEN-ten
 Tanner Borchardt..... BOR-kart
 Duby Okeke Doobie Okay-Kay
 Thorir Thorbjarnarson Thor-EAR thorb-YAR-nar-son
Thor-EAR thorb-YAR-nar-son
 Jordy Tshimanga cha-MAHN-gah
 Glynn Watson Jr..... Glinn

BY CLASS

Seniors (4).....Anton Gill, Malcolm Laws, Evan Taylor,
Duby Okeke
 Juniors (5)..... Tanner Borchardt, Isaac Copeland,
Jack McVeigh, James Palmer Jr., Glynn Watson Jr.
 Sophomores (3)Isaiah Roby, Jordy Tshimanga,
 Johnny Trueblood
 Freshmen (4)Nana Akenten, Thomas Allen,
Justin Costello, Thorir Thorbjarnarson

IN-SEASON BIRTHDAYS

Player..... Date (Age)
 Jordy TshimangaNov. 4 (21)
 Duby OkekeNov. 25 (23)
 Anton Gill.....Dec. 5 (23)
 Tanner Borchardt..... Jan. 7 (21)
 Isaiah Roby Feb. 3 (20)
 Glynn Watson Jr..... March 9 (21)

BY STATE

Florida (1): Malcolm Laws
 Georgia (1)..... Duby Okeke
 Illinois (3):.....Nana Akenten, Isaiah Roby, Glynn Watson Jr.
 Maryland (1):.....James Palmer Jr.
 Nebraska (3): Tanner Borchardt, Justin Costello,
 Johnny Trueblood
 North Carolina (3):. Thomas Allen, Isaac Copeland, Anton Gill
 Ohio (1):Evan Taylor

BY COUNTRY

Australia (1): Jack McVeigh
 Canada (1): Jordy Tshimanga
 Iceland (1):.....Thorir Thorbjarnarson





RETURNING STARTERS (2)

(2016-17 statistics)

Name, Yr., Pos.	Exp.	G-GS	MP-Avg.	FG-FGA (FG%)	3FG-3FGA (3FG%)	FT-FTA (FT%)	Reb.-Avg.	A	TO	B	S	TP-Avg.
Glynn Watson Jr., Jr., G	2VL	31-29	979-31.6	144-345 (.417)	48-121 (.397)	68-84 (.810)	93-3.0	81	48	4	50	404-13.0
Evan Taylor, Sr., G	1VL	31-21	755-24.4	64-155 (.413)	6-25 (.240)	27-37 (.730)	89-2.9	37	37	3	28	161-5.2

OTHER RETURNING PLAYERS (7)

(2016-17 statistics)

Name, Yr., Pos.	Exp.	G-GS	MP-Avg.	FG-FGA (FG%)	3FG-3FGA (3FG%)	FT-FTA (FT%)	Reb.-Avg.	A	TO	B	S	TP-Avg.
#-Tanner Borchardt, Jr., F	2VL	1-0	1-1.0	0-0 (.000)	0-0 (.000)	0-0 (.000)	0-0.0	0	0	0	0	0-0.0
Anton Gill, Sr., G	1VL	12-1	208-17.3	16-59 (.271)	8-29 (.276)	5-8 (.625)	23-1.9	6	11	0	4	45-3.8
#-Malcolm Laws, Sr., G	2VL	5-0	11-2.2	1-6 (.167)	0-1 (.000)	0-3 (.000)	1-0.2	0	0	0	1	2-0.4
Jack McVeigh, Jr., F	2VL	30-11	688-22.9	73-196 (.372)	47-139 (.338)	32-41 (.780)	76-2.5	19	21	8	16	225-7.5
Isaiah Roby, So., F	1VL	30-4	457-15.2	37-94 (.394)	4-20 (.200)	16-21 (.762)	88-2.9	22	36	25	16	94-3.1
Jordy Tshimanga, So., C	1VL	31-9	389-12.5	57-127 (.449)	0-0 (.000)	40-64 (.625)	123-4.0	8	46	15	14	154-5.0
§-Johnny Trueblood, So., G	1VL	10-0	28-2.8	2-5 (.400)	1-1 (1.000)	3-6 (.500)	2-0.2	4	1	0	1	8-0.8

STARTERS LOST (3)

(2016-17 statistics)

Name, Pos.	Exp.	G-GS	MP-Avg.	FG-FGA (FG%)	3FG-3FGA (3FG%)	FT-FTA (FT%)	Reb.-Avg.	A	TO	B	S	TP-Avg.
Tai Webster, G	4VL	31-31	1075-34.7	183-435 (.421)	40-136 (.294)	122-164 (.744)	158-5.1	124	100	4	42	528-17.0
Ed Morrow Jr., F	2VL	24-18	562-23.4	92-179 (.514)	0-0 (.000)	41-67 (.612)	180-7.5	8	47	27	8	225-9.4
Michael Jacobson, F	2VL	31-31	743-24.0	72-184 (.391)	4-23 (.174)	37-57 (.649)	192-6.2	33	28	27	23	185-6.0

OTHER PLAYERS LOST (4)

(2016-17 statistics)

Name, Pos.	Exp.	G-GS	MP-Avg.	FG-FGA (FG%)	3FG-3FGA (3FG%)	FT-FTA (FT%)	Reb.-Avg.	A	TO	B	S	TP-Avg.
Nick Fuller, F	3VL	15-0	85-5.7	6-9 (.667)	0-0 (.000)	5-7 (.714)	17-1.1	4	1	0	2	17-1.1
Jeriah Horne, F	1VL	29-0	341-11.8	47-116 (.405)	22-66 (.333)	10-15 (.667)	55-1.9	11	23	3	7	126-4.3
#-Mohammad Elradi, G	1VL	2-0	3-1.5	1-1 (1.000)	0-0 (.000)	0-0 (.000)	1-0.5	1	0	0	0	2-1.0
#-Jason Shultis, G	1VL	2-0	3-1.5	0-0 (.000)	0-0 (.000)	0-0 (.000)	3-1.5	0	0	0	0	0-0.0

REDSHIRTS (2)

Name, Pos.	Yr.-Exp.	Ht.	Wt.	Hometown (Last School)	Career Stats/Highlights
James Palmer Jr., F	Jr.-TR	6-6	213	Upper Marlboro, Md. (Miami)	Played in 35 games in 2015-16; 3.5 ppg; 1.2 rpg; Played in 72 games in two seasons at Miami
Isaac Copeland, F	Jr.-TR	6-9	220	Raleigh, N.C. (Georgetown)	Preseason 2nd-team All-Big East in 2016-17; Averaged 11.1 ppg; 5.4 rpg at Georgetown in 2015-16

2017-18 NEWCOMERS (5)

Name, Pos.	Yr.-Exp.	Ht.	Wt.	Hometown (Last School)	Career Stats/Highlights
Thomas Allen, G	Fr.-HS	6-1	180	Raleigh, N.C. (Brewster Academy)	Consensus Top-100 player; Averaged 18.0 ppg at Brewster Academy as school went 33-0 in 2016-17
Nana Akenten, G	Fr.-HS	6-5	215	Bolingbrook, Ill. (Bolingbrook HS)	Top-150 player by Rivals; Averaged 14.8 ppg and 5.7 rpg; 2nd-team All-Illinois by Chicago Tribune
#-Justin Costello, G	Fr.-HS	6-2	180	Omaha, Neb. (Elkhorn South)	First-team all-state in Class B in 2016-17; Averaged 18.6 ppg, 3.9 rpg, 3.5 apg and 1.8 spg as senior
Duby Okeke, C	Sr.-TR	6-8	247	Jonesboro, Ga. (Winthrop)	Among NCAA active leaders in blocked shots (165); Averaged 3.2 ppg, 3.9 rpg, 1.4 bpg in 2016-17
Thorir Thorbjarnarson, G	Fr.-HS	6-5	194	Reykjavik, Iceland (Menntaskólinn i Reykjavik)	Iceland U-20 National Team Member; Averaged 10.2 ppg, 2.5 rpg & 1.9 apg for KR Reykjavik in '16-17

#-Walk-on student-athlete; §-2015-16 stats, did not play in 2016-17



Front row (from left): Justin Costello, Thomas Allen, Evan Taylor, Glynn Watson Jr., Anton Gill, Malcolm Laws and Johnny Trueblood. Back row (from left): James Palmer Jr., Nana Akenten, Jack McVeigh, Isaac Copeland, Jordy Tshimanga, Isaiah Roby, Duby Okeke, Tanner Borchardt and Thorir Thorbjarnarson.

2017-18 OUTLOOK



Glynn Watson Jr. ranked among the Big Ten leaders in scoring (13.0 ppg) and steals (1.6 spg) as a sophomore.

For many teams, there is a fine line between winning and losing. For Nebraska, last season that line stood 20 feet, 9 inches from the basket.

For sixth-year coach Tim Miles, the biggest focus for the offseason is shoring up the Huskers 3-point efforts. Last season, NU ranked 300th or worse in 3-pointers made, 3-point shooting and 3-point shooting defense last season. The Huskers' 3-point woes and a pair of significant injuries limited the Huskers to a 12-19 campaign last year.

"If you look at the crux of Husker basketball, we have given up too many 3s and we have not made enough 3s," Miles said. "If we can even those numbers up, every other stat nationally competes with what looks like an NCAA Tournament team. We know we are doing a lot of things right, but that has been an area of focus in the offseason."

Miles believes his 2017-18 roster to make significant strides in both areas. Offensively, incoming top-150 recruits Thomas Allen and Nana Akenten have the potential to be

solid perimeter shooters, while transfer James Palmer Jr. has shown the ability to stretch a defense during his two seasons at Miami.

Defensively, the addition of transfers Isaac Copeland and Duby Okeke will give the Huskers additional length, while Okeke gives Nebraska a potential shot-blocking force it has not had for several seasons. Sophomores Isaiah Roby and Jordy Tshimanga gained valuable experience last season because of injuries and both players could make significant jumps this winter.

Miles is bullish on the 2017-18 Huskers, a group which may be his most talented and deepest in his Husker tenure. The Huskers have four players who made at least nine starts returning, led by All-Big Ten candidate and two-year starter Glynn Watson Jr., who averaged 13.0 points per game. Add to that a trio of eligible transfers (Copeland, Okeke and Palmer) who combined for nearly 250 games at the Division I level and all three have all played in the NCAA Tournament during their careers.

Nebraska's fortunes brightened in September with two items which affected the 2017-18 roster. First, Isaac Copeland received a waiver from the NCAA allowing him to be eligible at the start of the season instead of at the end of the fall semester. Second, senior guard Anton Gill, who was one of NU's top perimeter defenders before suffering a knee injury on Christmas night, was fully cleared for the start of practice at the end of September.

"If this team could stay healthy, we could really be dangerous," Miles said. "We didn't have the depth last year when we lost a couple of players to injuries, but we are healthier and deeper this year, but staying healthy is critical for us if we want to reach our goal of playing in the NCAA Tournament."

Backcourt

Last season, the Husker backcourt was the offensive engine, as Tai Webster and Watson Jr. combined for 30 points per game as one of the Big Ten's most explosive backcourts. With the graduation of Webster, an All-Big Ten performer, Watson headlines a reshaped backcourt which should be significantly deeper than last season. Senior Evan Taylor is back after starting 21 games a year ago, while Gill

looks to make a full recovery from a knee injury that ended his 2016-17 campaign last December. Allen comes in with impressive credentials after leading Brewster Academy to a 33-0 record and a national title last season. Walk-ons Malcolm Laws, Johnny Trueblood and Justin Costello will add depth to the position and play a valuable role on the Husker scout team.

Watson is one of the unquestioned leaders for the Huskers entering the 2017-18 campaign. The junior is a two-year starter in the backcourt and could potentially be one of the top guards in the Big Ten this upcoming season.

Watson made a jump after his freshman year, raising his scoring average to 13.0 points per game while also chipping in 2.6 assists and 1.6 steals per game. The 6-foot guard ranked among the Big Ten leaders in steals (third), free throw percentage (.810, seventh) and scoring (18th) during his sophomore campaign while also shooting nearly 40 percent from 3-point range.

"He's a guy who can really score with the ball in his hands and can find others," Miles said. "He uses the screen and roll really well, yet can get separation and create his own shot. He's the guy you love to have the ball in his hands at the end of a clock because he's a clutch player."

Watson delivered game-winning heroics against both Dayton and Ohio State, hitting a pair of free throws with less than 10 seconds remaining against the Flyers and hitting a 3-point play with 11.8 seconds left to cap a frantic rally against the Buckeyes. Those were two of his 21 double-figure efforts as a sophomore, including seven 20-point outbursts. Watson's best performance of the year came against Iowa, when he scored a career-high 34 points, including 7-of-8 from 3-point range, in a double OT win over Iowa. Miles believes that Watson will be an improved facilitator running the Husker attack and has the potential to be an All-Big Ten performer.

"I think he is going to get better," Miles said. "I think his numbers will jump up again and you are going to see him put up the marks of what can be an all-conference player this season."

Taylor is the other returning starter for the Huskers in the backcourt this season. The 6-foot-5 guard moved into the starting lineup late in non-conference play, and garnered more playing time following Gill's season-ending injury. While he averaged just 5.2 points and 2.9 rebounds per game, Taylor was third on the team in both assists and steals, while also having the challenge of taking on the opposition's top backcourt threat. Taylor finished with six double-figure efforts, all coming against Big Ten foes, and saved his best performance of the season for the Big Ten Tournament, when he had a season-high 15 points on 6-of-11 shooting, including a pair of 3-pointers, against Penn State. Miles believes that Taylor's best basketball is ahead of him, and he is poised for a solid senior campaign.

"Evan started at the wing for us last year, but he can play either at the point or on the wing," Miles said. "He is a tremendous athlete, strong slasher to the hoop, moves well without the ball and can really guard. He does a lot of little things for the team, and I think he is going to be much improved over his first year in our program."

Gill enters his senior season looking to make a major contribution after his 2016-17 season ended after just 12 games. One of the Huskers' top perimeter defenders, Gill spent the last nine months rehabbing from a ruptured patella tendon and was recently cleared to practice. Before the injury, he was a valuable contributor off the bench, putting up double figure efforts on two occasions, highlighted by a 10-point effort in 23 minutes off the bench



Evan Taylor made 21 starts and scored a season-high 15 points against Penn State in the 2017 Big Ten Tournament.

against Dayton. A former top-50 recruit who has played on a pair of NCAA Tournament teams, Gill's work ethic and leadership could prove to be valuable in 2017-18.

"Anton was settling in and playing well when he got hurt last year and played some of his best basketball against our best competition," Miles said. "You can tell the impact of a player when he gets hurt and the guys know it is serious. They were so broken up because they cared about him, and there is no doubt that was an injury that affected us (last year). Anton has worked hard to get back into a position where he can help this team, and if there is anyone who deserves success, it is Anton Gill."

Allen may be the most heralded of NU's newcomers, as the 6-foot-1 guard was one of the top shooters in the class of 2017 and could fill a position of need for the Husker backcourt. A top-100 recruit, Allen led Brewster Academy to a 33-0 record and the program's fifth national title last spring. Allen was the NEPSAC Class AAA Player of the Year as a senior, averaging 18 points per game on 55 percent shooting, including 48 percent from 3-point range. He connected on 115 3-pointers as a senior, including one game with a school-record 11-pointers as part of a 50-point effort.

"Thomas is not a shot taker, but a shot maker," Miles said. "He is a terrific scorer, has a great pace about him and a very calm demeanor. He's built like a point guard, but plays like a 2-guard and just does enough in between to be able to play either position. I think he has the ability to contribute right away."

One of four seniors on the 2017-18 squad, Laws has been providing help in the Husker backcourt for the last two seasons after transferring from Florida Atlantic. Laws, a 6-foot-1, 191-pound guard, appeared in five games last season, totaling two points, one rebound and a steal in 11 minutes of action. Laws enjoyed his best game of the season at Michigan State, when he had a steal and a basket in two minutes of work. The walk-on has played in 11 games for NU in his two-year Husker career.

Trueblood returns to the program after a one-year absence. Two years ago, he appeared in 10 games after walking on to the program and tallied eight points and four assists in just 28 minutes of action. A former all-state

performer who averaged 23.0 points, 5.1 rebounds and 3.4 assists per game as a senior, he teamed with Costello in leading Elkhorn South to a Class B state title in 2015.

Costello walked on to the Husker program after leading Elkhorn South to the 2017 state tournament. As a senior, he garnered first-team Class B all-state honors, averaging 18.6 points, 3.9 rebounds, 3.5 assists and 1.8 steals per game. A three-time all-state pick, he will add depth in the Husker backcourt in his first year in the program.

Wings

One of the deepest spots on the team may be on the wing, where Jack McVeigh and Roby both saw extensive action in 2017-18, but will be pushed for playing time by a quartet of newcomers. Palmer and Copeland both bring extensive Division I experience to the program, while Akenten and freshman Thorir Thorbjarnarson could push for immediate playing time.

McVeigh started the first portion of the year before finding his niche as one of the Big Ten's top scoring sixth men. The 6-foot-8 junior played in 30 games and averaged 7.5 points and 2.5 rebounds per game last season. McVeigh, who was second on the team with 47 3-pointers, totaled eight double-figure efforts, including season-high 21-point outbursts against Louisiana Tech and Purdue. In Big Ten action, McVeigh averaged 8.1 points per game and shot 37 percent from beyond the arc, as he was among the Big Ten's top bench scorers. Over the summer, McVeigh played in the World University Games, averaging 9.4 points per game on 59 percent shooting, including 42 percent from 3-point range. McVeigh provides the Huskers with a forward capable of stretching defenses.

"Jack is a smart player who communicates well and can make 3-pointers," Miles said. "He has shown the ability to get hot at times, and has made some critical shots for us over the last two years. Jack had a good summer and then played well in the World University Games, and that international experience should strengthen his preparation for the upcoming year."

Roby is one Husker who looks forward to being healthy after injuries hampered him as a freshman. While he played in 30 games and averaged 3.1 points and 2.9 rebounds per game, the 6-foot-8 forward was forced to play catch up after missing three months of training because of a pelvic injury. He showed glimpses of his potential during Big Ten play, including a pair of eight-rebound efforts against Ohio State and Wisconsin before scoring a season-high 10 points in the regular-season finale against Michigan. Roby made significant gains, adding 15 pounds in the offseason and the additional strength will help him adjust to Big Ten play.

"The pelvic injury put him behind early and it took a while for him to find the consistency," Miles said. "You could see it at times during conference play and was really starting to play well before his ankle injury against Penn State."

"Isaiah is a level-above athlete in terms of his size, wingspan and skill set. As he continues to add strength and work on his outside shot, he has a chance to be a real force for us," Miles said.

Palmer is eligible after transferring from the University of Miami. A former top-100 recruit, the 6-foot-6 wing played in 72 games for the Hurricanes during his two seasons at the school, helping the school to a pair of postseason appearances. As a sophomore in 2015-16, he played in 34 games, averaging 3.5 points and 1.2 rebounds per game for a team that reached the NCAA Sweet 16. He was in double figures twice that season, including a 14-point effort against Mississippi State.

INSIDE THE NUMBERS

RETURNING TEAM STATS

Career Starts Entering Season	95
Pct. of scoring	50.0 (1085/2168)
Pct. of rebounds	44.9 (493/1099)
Pct. of field goals made	49.4 (392/793)
Pct. of field goals attempted	51.5 (982/1086)
Pct. of 3-point FG made	63.1 (113/179)
Pct. of 3-point FG attempted	59.8 (335/560)
Pct. of free throws made	46.7 (188/403)
Pct. of free throws attempted	45.4 (258/568)
Pct. of assists	48.9 (173/578)
Pct. of steals	61.1 (129/211)
Pct. of blocked shots	47.4 (55/116)
Pct. of minutes	55.4 (3488/6300)

NOTE: All statistics based on returning player stats and percentage of overall team totals from 2016-17.

RETURNING STAT LEADERS

Points per game	Glynn Watson Jr. – 13.0
Rebounds per game	Jordy Tshimanga – 4.0
Assists per game	Glynn Watson Jr. – 2.6
Steals per game	Glynn Watson Jr. – 1.6
Blocked Shots per game	Isaiah Roby – 0.9
Games Started	Glynn Watson Jr. – 29
Minutes Played	Glynn Watson Jr. – 979
Field Goals Made	Glynn Watson Jr. – 144
Field Goal Pct.	Jordy Tshimanga – 44.9
Free Throws Made	Glynn Watson Jr. – 68
Free Throw Pct.	Glynn Watson Jr. – 81.0
3-Pointers Made	Glynn Watson Jr. – 48
3-Point Field Goal Pct.	Glynn Watson Jr. – 39.7

ACTIVE CAREER LEADERS (ENTERING 2017-18)

Points	Glynn Watson Jr., 696
Rebounds	Jack McVeigh, 166
3-Pointers	Jack McVeigh, 81
Field Goals	Glynn Watson Jr., 259
Free Throws	Glynn Watson Jr., 110
Assists	Glynn Watson Jr., 164
Steals	Glynn Watson Jr., 90
Blocked Shots	Isaiah Roby, 25
Games Played	Glynn Watson Jr., 65
Games Started	Tai Webster, 45
Minutes Played	Glynn Watson Jr., 1,805

EXPERIENCE CHART

Totals	Career GP	GP at NU	Starts	Starts at NU
Akenten	0	0	0	0
Allen	0	0	0	0
Borchardt	9	9	0	0
Copeland	73	0	49	0
Costello	0	0	0	0
Gill	67	12	1	1
Laws	15	11	0	0
McVeigh	64	64	15	15
Okeke	94	0	26	0
Palmer	72	0	5	0
Roby	30	30	4	4
Taylor	62	31	36	21
Thorbjarnarson	0	0	0	0
Trueblood	10	10	0	0
Tshimanga	31	31	9	9
Watson	65	65	45	45



Jack McVeigh averaged 7.5 points per game as a sophomore and was second on the team with 47 3-pointers.

“James used his redshirt year to improve his shot and become more consistent,” Miles said. “The thing that I love about him is when things get testy and physical and feisty out there, James is at his best. He is highly competitive and not afraid of making plays at critical moments.”

Copeland may be the most highly-touted newcomer in Miles’ six seasons at Nebraska, as he spent two-plus seasons at Georgetown before arriving in January of 2017. As a sophomore, he averaged 11.1 points, 5.4 rebounds and 2.0 assists per game, as he was third in scoring and second in both rebounds and assists. He totaled 20 double-digit efforts in 2015-16, including a 33-point effort against Marquette and had 21 points and six boards against Duke.

“Isaac had back surgery when he got here and wasn’t able to practice until late July, so there has been a bit of an acclimation period,” Miles said. “He is a very strong and skilled player and I can understand why he was a preseason All-Big East selection. He gives us a lot of versatility and can play on or off the ball. He works well in screen and roll game, and I think he will be one of our top scorers this season.”

Akten is an intriguing prospect who could help the Huskers’ shooting and athleticism on the wing. The 6-foot-6, 215-pound wing was a top-150 recruit from Bolingbrook (Ill.) High School, helping the school to a pair of third-place finishes at the state tournament. As a senior, he was a first-team all-state performer, averaging 14.7 points and 5.7 rebounds per game. Akten shot 46 percent from 3-point range as a senior and could find his way into the Huskers’ rotation as a freshman.

“Nana is really an exciting prospect for us,” Miles said. “He has really worked hard on improving his skill level to play at this level. The thing that impresses me most is that his shot is so consistent. Whether it is from the 3-point line, a pull-up jumper or the foul line, it looks identical, and that is a credit to him and his coaches for having the discipline to work on getting the shot in the right place every time.”

A late addition to the roster, Thorbjarnarson signed with NU in August, two weeks before school began. He has played for Iceland’s Senior and U-20 National teams in the last year and has played for one of the top professional clubs in the country. At the 2016 FIBA U-18 European Championships, Thorbjarnarson was the third-leading scorer in the tournament, averaging 19.6 points per game, including a 39-point effort and three other 30-point games. Last year, he was named the top young player in the league, as he helped KR Reykjavik in the Icelandic League championship in 2017. Miles believes that experience will help in his development at the college level.

“Thorir is a crafty left-hander with a high basketball IQ and terrific skill level,” Miles said. “His opportunities to play with older players in the pro leagues and in international competition will help him a great deal as he adjusts to this level.”

Frontcourt

With the departure of two of the Huskers’ top interior players from a year ago, Tshimanga and Okeke will be counted on for a majority of the work on the interior. Tshimanga made nine starts - all in Big Ten play - while Okeke has played a team-high 94 games at the Division I level and helped Winthrop to an NCAA Tournament appearance last season. Junior Tanner Borchardt will provide depth, while Isaiah Roby or Copeland could also play inside depending on the matchup.

Tshimanga was the only Husker freshman to play in every game last year, as he averaged 5.0 points and 4.0 rebounds



Jordy Tshimanga averaged 7.4 points and 5.9 rebounds per game over his final 11 contests as a true freshman.

per game. The 6-foot-11 center played some of his best basketball down the stretch, averaging 7.4 points and 5.9 rebounds per game over his final 11 contests, including nine starts. Three of his four double-figure efforts came against NCAA Tournament teams, including a season-high 15 points against Michigan State. Tshimanga has worked hard on reshaping his body during the offseason and entered the fall in the best shape of his basketball career.

“Jordy’s numbers got better in Big Ten play because of the opportunities he earned and the confidence he gained during the season,” Miles said. “I think he will continue that development because he’s had to go against Doby (Okeke) every day in practice and that has forced him to work on expanding his game.”

Okeke, who comes to Nebraska after beginning his career at Winthrop, provides the Huskers with a legitimate interior defensive presence. The 6-foot-8 forward split time at center for Winthrop last season, averaging 3.2 points, 3.9 rebounds and 1.4 blocks per game despite averaging just 14 minutes per contest. Okeke’s 47 blocked shots last season would have been the highest total at Nebraska since the 2007-08 season.

“Doby is an uber athlete whose skill set can translate from Winthrop to here,” Miles said. “He has the ability to change plays at the rim and is an offensive rebounder who works his butt off. He is eager to learn and has worked hard to improve since arriving on campus in June.”

Borchardt gives the Huskers additional size and physicality on the interior. A walk-on, Borchardt returned to the team in February and has enjoyed the benefits of a full offseason in the program. The 6-foot-8 junior, who was recruited by several Division I schools in football, played in eight games as a freshman, and has impressed the coaches and his teammates with his work ethic in practice.

Schedule

The Huskers’ schedule is unique this season, as the conference slate is compressed by one week to allow the Big Ten to take its conference tournament to Madison Square Garden for the first time.

Once again, Miles has scheduled a challenging non-conference slate to prepare NU for the rigors of Big Ten play. Last year’s regular-season schedule was the sixth-toughest nationally according to the NCAA and was toughest in the Big Ten, and Miles believes this year’s slate will get NU ready for Big Ten play.

“Our non-conference schedule is very strong again this season,” Miles said. “We designed our schedule with the idea that we to be in a position to earn an at-large berth for the NCAA Tournament.”

The season opens up with home games against Eastern Illinois and North Texas before NU travels to New York City for the first time in 2017-18 to face St. John’s in the Gavitt Games. Following a game with NCAA qualifier North Dakota, the Huskers trek to Orlando for three games at the AdvoCare Invitational.

The Huskers will open tournament play against a UCF team which returns three starters from a team that won 24 games and reached the semifinals of the NIT. The following day, NU could potentially face a West Virginia team which won 28 games and reached the NCAA Sweet 16 last season. The eight-team field also highlighted by Missouri, Oregon State and St. John’s.

The month of November closes as the Huskers welcome Boston College to Pinnacle Bank Arena for the Big Ten/ACC Challenge.

The biggest change in the schedule comes during the first week of December as each Big Ten team will play a pair of conference contests. NU opens Big Ten action at preseason favorite Michigan State on Dec. 3 before hosting NCAA qualifier Minnesota on Dec. 5.

The second portion of NU’s non-conference slate resumes with a pair of matchups against NCAA qualifiers. On Dec. 9, the Huskers will travel to Omaha to take on Creighton in the annual matchup between the two teams. On Dec. 16, the Huskers welcome Kansas to Pinnacle Bank Arena, as the Jayhawks, coming off an Elite Eight finish, become the first Big 12 team to face the Huskers since NU joined the Big Ten in 2011.

The month of January begins a stretch where the Huskers will play three straight NCAA qualifiers, traveling to Northwestern (Jan. 2) and Big Ten regular-season champion Purdue (Jan. 6) before coming home to face Sweet 16 qualifier Wisconsin (Jan. 9).

The remainder of the home schedule features matchups with Big Ten Tournament champion Michigan (Jan. 18) along with NCAA qualifiers Iowa (Jan. 27) and Maryland (Feb. 13). NU will play four of its final five games at PBA, including a Senior Day matchup with Penn State on Feb. 25.



Date	Opponent	Location	Television/Internet	Time
Tuesday, Nov. 7	Northwood (exhibition)	Pinnacle Bank Arena	BTN Plus	7 p.m.
Saturday, Nov. 11	Eastern Illinois	Pinnacle Bank Arena	BTN Plus	TBD (1)
Monday, Nov. 13	North Texas	Pinnacle Bank Arena	BTN Plus	7 p.m.
Thursday, Nov. 16	at St. John's (Gavitt Games/AdvoCare Invitational)	New York, N.Y. (Carnesecca Arena)	FS1	5:30 p.m.
Sunday, Nov. 19	North Dakota	Pinnacle Bank Arena	BTN	1 p.m.
Thursday, Nov. 23	vs. UCF (AdvoCare Invitational)	Lake Buena Vista, Fla. (HP Field House)	ESPN3	5 p.m.
Friday, Nov. 24	vs. West Virginia/Marist (AdvoCare Invitational)	Lake Buena Vista, Fla. (HP Field House)	ESPN2 or ESPN3	4/6:30 p.m.
Sunday, Nov. 26	vs. TBA (AdvoCare Invitational)	Lake Buena Vista, Fla. (HP Field House)	TBA	TBA
Wednesday, Nov. 29	Boston College (B1G/ACC Challenge)	Pinnacle Bank Arena	ESPNU	8:15 p.m.
Sunday, Dec. 3	at Michigan State #	East Lansing, Mich. (Breslin Center)	FS1	3:30 p.m.
Tuesday, Dec. 5	Minnesota #	Pinnacle Bank Arena	BTN	8 p.m.
Saturday, Dec. 9	at Creighton	Omaha, Neb. (CenturyLink Center)	FS1	1:30 p.m.
Saturday, Dec. 16	Kansas (Shelter Insurance Showdown)	Pinnacle Bank Arena	FS1	7 p.m.
Wednesday, Dec. 20	UTSA	Pinnacle Bank Arena	BTN	7 p.m.
Friday, Dec. 22	Delaware State	Pinnacle Bank Arena	BTN Plus	7 p.m.
Friday, Dec. 29	Stetson	Pinnacle Bank Arena	BTN Plus	7 p.m.
Tuesday, Jan. 2	at Northwestern #	Rosemont, Ill. (Allstate Arena)	BTN	8 p.m.
Saturday, Jan. 6	at Purdue #	West Lafayette, Ind. (Mackey Arena)	BTN	1:15 p.m.
Tuesday, Jan. 9	Wisconsin #	Pinnacle Bank Arena	BTN	7:30 p.m.
Friday, Jan. 12	at Penn State #	University Park, Pa. (Bryce Jordan Center)	BTN	6 p.m.
Monday, Jan. 15	Illinois #	Pinnacle Bank Arena	BTN	8 p.m.
Thursday, Jan. 18	Michigan #	Pinnacle Bank Arena	BTN	8 p.m.
Monday, Jan. 22	at Ohio State #	Columbus, Ohio (Value City Arena)	BTN	7 p.m.
Wednesday, Jan. 24	at Rutgers #	Piscataway, N.J. (Rutgers Athletic Center)	BTN	6 p.m.
Saturday, Jan. 27	Iowa #	Pinnacle Bank Arena	BTN	7 p.m.
Monday, Jan. 29	at Wisconsin #	Madison, Wis. (Kohl Center)	BTN	8 p.m.
Tuesday, Feb. 6	at Minnesota #	Minneapolis, Minn. (Williams Arena)	BTN	8 p.m.
Saturday, Feb. 10	Rutgers #	Pinnacle Bank Arena	BTN	3 p.m.
Tuesday, Feb. 13	Maryland #	Pinnacle Bank Arena	BTN	6 p.m.
Sunday, Feb. 18	at Illinois #	Champaign, Ill. (State Farm Center)	BTN	2:30 p.m.
Tuesday, Feb. 20	Indiana #	Pinnacle Bank Arena	BTN	8 p.m.
Sunday, Feb. 25	Penn State #	Pinnacle Bank Arena	BTN	4:15 p.m.
at Big Ten Tournament				
Wednesday, Feb. 28	at Big Ten Tournament First Round	New York City (Madison Square Garden)	BTN	TBA
Thursday, March 1	at Big Ten Tournament Second Round	New York City (Madison Square Garden)	BTN	11 a.m./1:30 p.m./5:30 p.m./8 p.m.
Friday, March 2	at Big Ten Tournament Quarterfinals	New York City (Madison Square Garden)	BTN	11 a.m./1:30 p.m./5:30 p.m./8 p.m.
Saturday, March 3	at Big Ten Tournament Semifinals	New York City (Madison Square Garden)	CBS	1 p.m./3:30 p.m.
Sunday, March 4	at Big Ten Tournament Championship	New York City (Madison Square Garden)	CBS	3:30 p.m.
at NCAA Tournament				
Tuesday-Wednesday, March 13-14	First Four	Dayton, Ohio	TruTV	TBA
Thursday-Sunday, March 15-18	First/Second Rounds	Various Sites	CBS/TBS/ TNT/TruTV	TBA
Thursday-Friday, March 22-23	NCAA Regional Semifinals	Various Sites	CBS/TBS	TBA
Saturday-Sunday, March 24-25	NCAA Regional Finals	Various Sites	CBS/TBS	TBA
Saturday, March 31	National Semifinals	San Antonio, Texas (Alamodome)		TBA
Monday, April 2	National Championship Game	San Antonio, Texas (Alamodome)		TBA

#-Big Ten Conference games; All times listed are Central; All games carried on the IMG Husker Sports Radio Network;

(1) - Nov. 11 start time determined after Nebraska football start time at Minnesota is announced.

SCHEDULE NOTES

► The Huskers will take on Northwood (Mich.) University in its lone exhibition game. The school is coached by former Husker Jeff Rekeweg, who played at Nebraska for two seasons and was one of the captains for the 1987-88 Huskers.

► The Huskers will face a minimum of four first-time opponents during the 2017-18 season (St. John's, UCF, Boston College and Stetson). In addition, Nebraska could meet Marist in the AdvoCare Invitational.

► Nebraska's game against Kansas on Dec. 16 is the first Big 12 foe to visit Lincoln since the Huskers joined the Big Ten in 2011-12 and the first to play at Pinnacle Bank Arena. NU could also face a former Big 8/12 rival at the AdvoCare Invitational, as Missouri is part of the eight-team field.

► The Huskers will be tested in 2017-18, as at least five opponents are ranked in the Blue Ribbon preseason top-25. The Huskers face No. 4 Kansas in non-conference action and could meet No. 9 Missouri at the AdvoCare Invitational. The four Big Ten teams ranked by the publication include No. 2 Michigan State, No. 14 Purdue, No. 18 Minnesota and No. 23 Northwestern.

► In 2017-18, the Huskers' five "double-play" opponents are Illinois, Minnesota, Penn State, Rutgers and Wisconsin. NU's "single-play" home opponents are Indiana, Iowa, Maryland and Michigan, while Michigan State, Northwestern, Ohio State and Purdue are the Huskers' "single-play" road games in Big Ten play.

► The Big Ten Tournament heads to Madison Square Garden for the first time in 2017-18. It is the first time the Big Ten has played its marquee event at Madison Square Garden.

► The Huskers will have a minimum of 32 games broadcast live on TV or the Internet in 2017-18. Every Big Ten conference game is carried nationally on one of the Big Ten's television partners (FS1, BTN or CBS). All 13 non-conference games will be on a Big Ten Network (BTN or BTN Plus), FS1 or an ESPN platform (ESPN, ESPN2, ESPNU or ESPN3).

TRANSFERS BRING WINNING PEDIGREES

One common trait among Nebraska's four Division I transfers is postseason experience. Isaac Copeland, Anton Gill, James Palmer Jr., and Doby Okeke have all been parts of NCAA Tournament teams at their respective schools. Gill played on Louisville's Elite Eight team in 2015, while Palmer helped Miami to an NCAA Sweet 16 berth in 2016.

NCAA Experience

Player	Previous School	Postseason Experience
Isaac Copeland	Georgetown	NCAA (2015)
Anton Gill	Louisville	NCAA (2014, 2015)
James Palmer Jr.	Miami	NCAA (2016); NIT (2015)
Doby Okeke	Winthrop	NCAA (2017)

INTERNATIONAL DUO ENJOYS BUSY SUMMER

Junior Jack McVeigh (Australia) and freshman Thorir Thorbjarnarson (Iceland) spent part of the summer representing their national teams.

McVeigh helped Australia to a 6-2 record and a ninth-place finish at the World University Games in Taipei City, Taiwan. He played in all eight games, averaging 9.4 points per game on 59 percent shooting, including 42 percent from 3-point range, along with 2.9 rebounds and 2.0 assists per game. McVeigh finished fourth on the team in both scoring and assists and tied for third in steals while posting a 5.3-to-1 assist-to-turnover ratio. His Australia team was the only team to defeat gold medalist Lithuania.

Thorbjarnarson made his national team debut in 2017, representing his nation in the Small States of Europe event, as he helped Iceland to a third-place finish. He also played for the U-20 national team at the FIBA European Championships in Greece, averaging 7.1 points, 4.7 rebounds, 2.3 assists and 1.7 steals per game.

GILL AND COPELAND: LIKE FATHERS, LIKE SONS

Nebraska senior guard Anton Gill and junior forward Isaac Copeland will be together on the court for the first time in college this fall, but it won't be the first time the pair had played together. Both Gill and Copeland played on the Garner Road AAU program and were teammates at Ravenscroft High School, leading the school to a 31-4 record and the 2012 North Carolina 3A State Championship.

Anton's father, Anton Sr., and Isaac's father, Ike, played together at East Carolina for two seasons (1992-93) and the duo helped East Carolina to a 1993 Colonial Athletic Association tournament title, winning the tournament title as the No. 7 seed.

MILES LETS THE KIDS PLAY

Tim Miles has not been afraid to rely on youth during his tenure at Nebraska. If history is any indication, freshmen Thomas Allen, Nana Akenten and Thorir Thorbjarnarson will have chances to earn significant playing time early in their careers.

- ▶ In the last two seasons, NU has started at least one freshman in 31 of 36 Big Ten games (86 percent). Last year, Jordy Tshimanga made nine starts in conference play, while Isaiah Roby started four Big Ten tilts.
- ▶ Over the past five seasons, Nebraska has started at least one freshman in 64 percent of its games.
- ▶ First-year players at NU have flourished under Miles, as newcomers have accounted for at least 50 percent of NU's scoring in two of the past four seasons.

HUSKERS ARE A BIG DRAW AT PINNACLE BANK ARENA

Nebraska basketball has become one of the toughest tickets in the Big Ten since the program moved into Pinnacle Bank Arena, a \$179 million dollar facility in downtown Lincoln, prior to the 2013-14 season.

- ▶ Nebraska finished 11th nationally in attendance in 2016-17, averaging 15,427 fans per game. It marked the fourth straight year that NU has finished in the top 15 nationally in basketball attendance.
- ▶ Nebraska is one of only nine programs in the country to average 15,000 fans per game in each of the past four seasons, a list which also includes Kentucky, Syracuse, Louisville, North Carolina, Wisconsin, Indiana, Kansas and Creighton.
- ▶ In 2014-15, the Huskers broke their own single-season record for average attendance for the second straight year, averaging 15,569 fans per game. Nebraska finished the 2014-15 season ranked 10th nationally in attendance, the highest Nebraska has finished in national attendance since the NCAA began its rankings in 1977-78.
- ▶ Nebraska has enjoyed success in Pinnacle Bank Arena, posting a 43-23 (.652) record in the building.
- ▶ The Big Ten led the nation in attendance for the 41st consecutive year with an average of 12,235 fans per game. Eight Big Ten teams ranked in the top 25 in attendance in 2016-17.

Season Attendance in PBA

Season	Average	Rank
2013-14	15,419	13th
2014-15	15,569	10th
2015-16	15,430	11th
2016-17	15,427	11th

WATSON RETURNS TO ANCHOR HUSKER BACKCOURT

Glynn Watson Jr. gives Miles one of the top returning guards in the Big Ten in 2017-18. The 6-foot junior averaged 13.0 points, 2.6 assists and 1.6 steals per game. He is ninth among all Big Ten returnees in scoring and third in steals. Watson's 13.0 points per game is the second-highest returning average by a Husker guard in the last decade, trailing only All-Big Ten performer Terran Petteway's 18.1 ppg entering the 2014-15 season.

Watson's sophomore year numbers compare favorably to his older brother Demetri McCamey's when he played at the University of Illinois. Husker coaches are looking for a similar jump from Watson this season, as McCamey earned first-team All-Big Ten honors as a junior for the Fighting Illini in 2010.

NU's Highest Returning PPG (since 2007)

Player	Season	PPG
Aleks Maric	2007-08	18.5
Terran Petteway	2013-14	18.1
Shavon Shields	2014-15	15.4
Glynn Watson Jr.	2016-17	13.0
Shavon Shields	2013-14	12.8
Ray Gallegos	2013-14	12.5

Sophomore Year Comparison

Player	Yr.	PPG	RPG	APG	A/TO	SPG
Watson, So.	2016-17	13.0	3.0	2.6	1.7	1.6
McCamey, So.	2008-09	11.1	2.6	4.6	1.9	0.9

HUSKERS FACED RIGOROUS SLATE IN 2016-17

Nebraska faced one of the most difficult schedules in program history in 2016-17. The Huskers were right around .500 until closing the season on a five-game losing streak.

- ▶ Nebraska's strength of schedule finished 10th nationally according to the NCAA RPI. Since 2004-05, it is just the second time NU has had strength of schedule in the top-20 nationally. The other came in Coach Miles' first year in 2012-13, when it was 15th nationally.
- ▶ Nebraska's non-conference strength of schedule led the nation entering Selection Sunday and finished seventh following the NCAA Tournament. NU became just the second Big Ten team to have a top-10 non-conference schedule according to the RPI heading into Selection Sunday.
- ▶ Of the 30 Division I games on the schedule, 22 were against teams in the top-100 of the RPI, including 15 against teams that finished in the top-50 of the RPI. NU played only two opponents outside the top-200 of the RPI in 2016-17.
- ▶ Nebraska's 22 games against top-100 opposition was its highest total dating back to at least the 1999-2000 season.
- ▶ Nebraska posted wins over three regular-season conference champions (Purdue, Dayton and South Dakota) during the 2016-17 campaign.

BUS WHITEHEAD MEMORIAL SCHOLARSHIP



The newest endowed scholarship at Nebraska honors one of the most legendary figures in Husker basketball history, as the Bus Whitehead Memorial Scholarship was created in 2013. The scholarship honors the two-time all-conference selection who guided the Huskers to consecutive Big Seven championships in 1949 and 1950.

The recipient shall be a member of the Husker basketball program and preference shall be given to a candidate who has demonstrated a high level of athletic achievement, moral character, effective leadership skills, integrity and a commitment to excellence in all endeavors. Preference shall be given to residents of Nebraska.

For more on the Bus Whitehead Memorial Scholarship or any of the other Devaney Society scholarships, contact the Nebraska Athletics Development and Ticketing Department at (402) 472-3111.

Bus Whitehead Memorial Scholarship

Year	Honoree
2013-14	Shavon Shields
2014-15	Benny Parker
2015-16	Andrew White III
2016-17	Tai Webster





2017-18 HUSKERS

GLYNN WATSON JR.



#13 ANTON GILL
SENIOR | GUARD | 6-3 | 195 | RALEIGH, N.C.

CAREER HONORS

- ▶ Tom Osborne Citizenship Team (2016, 2017)
- ▶ 2015-16 Husker Co-Lifter of the Year

2017-18 (Outlook)

Senior Anton Gill looks to make a return to full health after missing all of Big Ten play last season. The 6-foot-3 guard suffered a ruptured patella tendon in his right knee on Christmas night, ending his junior season after 12 games. Gill has diligently rehabbed the injury and returned to the court in late September. Before the injury, Gill proved to be a valuable scorer off the bench, despite a pair of injuries which limited his 2016-17 campaign. He had six or more points four times, including a pair of double-figure efforts. His best performance came against Dayton, when he had 10 points and two rebounds in 23 minutes off the bench. Gill was also one of the Huskers top perimeter defenders, and his combination of size and athleticism will help strengthen the Husker backcourt.

2016-17 (Junior)

Gill battled through a pair of injuries, one which limited his training before a knee injury ended his junior campaign after 12 games. He averaged 3.8 points and 1.9 rebounds per game before suffering a knee injury in practice on Dec. 25.

Gill reached double figures twice on the season, coming off the bench to score 10 points against Dayton and Southern. Against Dayton on Nov. 24, he hit 4-of-5 shots from the floor in 23 minutes, including a pair of 3-pointers, and added two rebounds and an assist in NU's 80-78 win. Against Southern on Dec. 20, he was 3-of-5 from the floor and

added three rebounds and a steal in 21 minutes of work. He also had seven points at No. 3 Kansas and six points, including a pair of 3-pointers, in 16 minutes against Virginia Tech in the Wooden Legacy. In that tournament, he averaged 6.3 points and 3.0 rebounds per game, including a season-high five rebounds against No. 14 UCLA on Nov. 25.

2015-16 (Redshirt)

Gill sat out 2015-16 after transferring from Louisville.

Before Nebraska

Gill started his college career at Louisville, where he played two seasons for the Cardinals. During his time at the school, Louisville reached the Sweet 16 and Elite Eight, posting a combined 58-15 record.

As a sophomore, he played in 31 games, helping Louisville to a 27-9 record and a berth in the Elite Eight in 2014-15. He averaged 2.5 points and 0.7 rebounds per game in just under 10 minutes per contest. Gill posted a pair of double-figure efforts in 2014-15, including a career-high 15 point effort against Florida International and had 14 points, including a career-high four 3-pointers, in a win over Florida State. Gill also had seven points and a pair of steals in the final six minutes of Louisville's East Regional semifinal win over North Carolina State, including the go-ahead basket with 5:55 remaining.

As a freshman, he played in 24 games as a reserve for the Cardinals, who won 31 games and shared the American Athletic Conference championship with a 15-3 record. He had a season-high seven points on 3-of-5 shooting against UMKC and knocked down a pair of 3-pointers against

Houston.

Gill was among the top players in the class of 2013, as he was ranked 48th by ESPN.com and Scout and 50th by Rivals. As a senior, he averaged 28.2 points, 5.3 rebounds and 4.1 assists per game for Hargrave Military Academy, including a school-record 56-point game and another 50-point effort, including 10 3-pointers. Hargrave went 38-8 on the season. He was an AP first-team all-state pick at Ravenscroft High School as a junior, averaging 18.1 points, 6.3 rebounds, 3.1 assists and 1.3 steals to lead the program to a 31-4 record and the Class 3A North Carolina state championship. He spent his first three seasons at Ravenscroft, as the school went 78-14 in that span. He had 14 points, six rebounds and two assists in the Ravens' state title win as a junior, leading the school to its first state title in 32 years.

Gill selected Nebraska over Georgetown and East Carolina.

Personal

Anton is the son of Anton and Shauntell Gill, and was born on Dec. 5, 1994, in Raleigh, N.C. He is the oldest of three siblings, as he has a pair of younger sisters, Ashley and Aliya. Gill majors in communication studies at Nebraska and was on the 2015 All-Atlantic Coast Conference Academic Men's Basketball team at Louisville.

Gill's father, Anton, played basketball at East Carolina, earning first team All-Colonial Athletic Conference honors in 1995 and CAA All-Rookie team honors in 1992. He scored 1,485 points at ECU and ranks fifth on the Pirates' all-time scoring list.

CAREER STATS

vs. All Opponents

Year	G-GS	MP-Avg.	FG-FGA	Pct.	3FG-3FGA	Pct.	FT-FTA	Pct.	Rebounds		F-DQ	A	TO	B	S	TP-Avg.
									O-D	Tot.-Avg.						
2013-14*	24-0	136-5.7	11-34	.324	6-25	.240	4-12	.333	3-13	16-0.7	16-1	5	3	0	4	32-1.3
2014-15*	31-0	292-9.4	30-85	.353	11-43	.256	7-19	.368	2-23	25-0.8	32-1	17	20	4	15	78-2.5
2016-17	12-1	208-17.3	16-59	.271	8-29	.276	5-8	.625	7-16	23-1.9	17-0	6	11	0	4	45-3.8
TOTAL	12-1	208-17.3	16-59	.271	8-29	.276	5-8	.625	7-16	23-1.9	17-0	6	11	0	4	45-3.8
All*	67-1	636-9.5	57-178	.320	25-97	.258	16-39	.410	12-52	64-1.0	65-2	28	34	4	23	155-2.3

* Includes years at Louisville

CAREER HIGHS (INCLUDES LOUISVILLE)

Points	15, Florida International (12/5/14)
Rebounds	6, Jacksonville State (11/17/14)
Field Goals	6, Florida International (12/5/14)
Free Throws	3, Louisiana Lafayette (12/7/13)
3-point FG	4, Florida State (2/28/15)
Assists	3, Cal State Northridge (12/23/14)
Steals	4, Savannah State (11/24/14)
Blocks	1, four times (last, 2/18/15)
Minutes	26, Gardner-Webb (12/18/16)



MISC. STATS

Category	2016-17	Career
Double-Figure Scoring	2	4
Double-Figure Rebounding	0	0
Double-Figure Assists	0	0
Double-Doubles	0	0
Led NU in Scoring	0	0
Led NU in Rebounding	0	0
Led NU in Assists	0	0
20+ Point Games	0	0
30+ Point Games	0	0



#10 JACK MCVEIGH
JUNIOR | FORWARD | 6-8 | 215 | CABARITA BEACH, NSW, AUSTRALIA

CAREER HONORS

- ▶ Australian World University Games (2017)
- ▶ Nebraska Scholar-Athlete Honor Roll (Fall 2015)
- ▶ Tom Osborne Citizenship Team (2016, 2017)

2017-18 (Outlook)

Jack McVeigh gives the Huskers another veteran forward who can stretch a defense. The 6-foot-8 junior carved out a role as the Huskers' sixth man in Big Ten play last season, averaging 8.1 points per game while shooting nearly 37 percent from 3-point range. McVeigh was second on the team with 47 3-pointers, including eight games with three or more 3-pointers. He possesses a high basketball IQ and does a great job of communicating on the court, providing him the versatility to be used in a number of lineups. McVeigh, who has been a part of the Australian National Program for several years, continued his training over the summer, spending most of August competing in the World University Games in Taipei, Taiwan.

2016-17 (Sophomore)

McVeigh found his role as one of the Big Ten's best sixth men, playing in 30 contests and averaging 7.5 points and 2.5 rebounds per game. He shot 34 percent from 3-point range and was second on the squad with 47 3-pointers. McVeigh had eight double-figure outputs, including 21-point efforts against Louisiana Tech and Purdue.

In Big Ten play, McVeigh was one of the Huskers' top scorers, averaging 8.1 points per game while playing in 17 of 18 conference games. He shot 37 percent from 3-point range and reached double figures five times in Big Ten action, including four times off the bench.

After playing just nine minutes in NU's first three Big Ten games, McVeigh came off the bench late in the first half against Northwestern, and his 3-pointer started a 14-0 Husker run that turned a 10-point deficit into a 37-33 halftime lead. From that point, McVeigh returned to the rotation and played at least 11 minutes in each of the Huskers' remaining Big Ten contests.

McVeigh showed the ability to score in bunches, most notably when he hit a trio of 3-pointers in a two-minute span at Rutgers on Jan. 21 to give the Huskers a late

five-point lead. His best performance came versus No. 20 Purdue on Jan. 29, when he matched his career high with 21 points on 7-of-12 shooting from the field. He also added three rebounds and a pair of blocked shots against the Big Ten regular-season champs. McVeigh enjoyed his best stretch in early February, reaching double figures three times in a four-game stretch. He earned a start at Iowa on Feb. 6 because of Glynn Watson's injury and led the Huskers with 16 points on 7-of-13 shooting. He returned to the bench and keyed NU's win over Penn State on Feb. 14 with 15 points, including a 3-pointer from halfcourt at the first half buzzer. He also added three assists. Four days later, McVeigh scored all 11 of his points in the second half at Ohio State, as the Huskers rally from an 11-point deficit for NU's first-ever win in Columbus.

McVeigh started NU's first 10 games at forward before struggling late in non-conference play. He opened the year with 14 points and a career-best seven rebounds against Sacramento State on Nov. 14 and keyed NU's win over Louisiana Tech on Nov. 19. In that game, he had scored 16 of his 21 points in the second half, while adding five rebounds and a pair of steals. He also turned in a solid performance in the win over South Dakota on Dec. 3 with 16 points and six rebounds.

2015-16 (Freshman)

McVeigh quickly found a home in the Huskers' rotation as a true freshman, playing in all 34 games and averaging 4.8 points and 2.6 rebounds per game. He emerged one of the Huskers' top 3-point shooters, as his 34 3-pointers ranked second on the team and fifth on NU's all-time freshman list.

McVeigh had a chance to earn extended minutes in Big Ten play during a four-game stretch while Shavon Shields was out with a concussion. McVeigh performed well, averaging 11.0 points per game while shooting 44 percent from the field, including 48 percent from 3-point range. The 6-foot-8 forward reached double figures in consecutive games, highlighted by a season-high 17 points at No. 22 Indiana on Feb. 17. He followed up with a team-high 16 points, including five 3-pointers, in an overtime loss to Ohio State. Three of his four double-figure efforts came in Big Ten action, as he also totaled 16 points on 6-of-

8 shooting and six rebounds against Indiana on Jan. 2. McVeigh also provided a lift in the Huskers' win at No. 11 Michigan State with eight points, including six points in a 13-0 second-half run, along with six boards.

He made a quick first impression, opening his Husker career with 16 points off the bench, including 4-of-4 from 3-point range, against Mississippi Valley State. It was the highest-scoring debut by a Husker freshman in 10 years. While that was his only double-figure effort in non-conference action, McVeigh chipped in eight or more points three other times, including an eight-point, five-rebound effort in the win over Tennessee at the Barclays Center Classic.

Before Nebraska

McVeigh was one of the top international players in the class of 2015, as he attended the Australian Institute of Sport, the same program that produced seven NBA players, as well as Husker great and 2012 Olympian Aleks Maric. McVeigh made his debut for Australia's Senior National Team at the 2014 Sino-Australia Challenge and was voted captain of Australia's Under-19 National Team in 2014. He also represented Australia at the 2015 FIBA Under-19 World Championship, averaging 11.1 points and a team-high 5.7 rebounds per game. In domestic competition, he led his Queensland team to a runner-up finish at the 2014 National Under-20 Championships, averaging 27.5 points per game on 55 percent shooting and 9.3 rebounds per game. His efforts earned McVeigh the Bob Staunton Medal as the tournament's most outstanding player, joining a list of past winners that includes Dante Exum and Patty Mills. He averaged 24.3 points and 10.8 rebounds per game playing in the National Under-18 Championships in 2013, including a 41-point effort in the semifinals. McVeigh also visited LSU and looked at Virginia and Boise State before selecting Nebraska.

Personal

Jack is the son of Peter and Jenny McVeigh and was born on June 27, 1996, in Cabarita Beach, Queensland. McVeigh graduated from Lake Ginninderra College in 2014. McVeigh majors in psychology at Nebraska.

CAREER STATS

vs. All Opponents

Year	G-GS	MP-Avg.	FG-FGA	Pct.	3FG-3FGA	Pct.	FT-FTA	Pct.	Rebounds							
									O-D	Tot.-Avg.	F-DQ	A	TO	B	S	TP-Avg.
2015-16	34-4	577-17.0	55-157	.350	34-100	.340	20-29	.690	24-66	90-2.6	45-0	35	27	5	14	164-4.8
2016-17	30-11	688-22.9	73-196	.372	47-139	.338	32-41	.780	14-62	76-2.5	27-0	19	21	8	16	225-7.5
TOTAL	64-15	1265-19.8	128-353	.363	81-239	.339	52-70	.743	38-128	166-2.6	72-0	54	48	13	30	389-6.1

vs. Big Ten Opponents

Year	G-GS	MP-Avg.	FG-FGA	Pct.	3FG-3FGA	Pct.	FT-FTA	Pct.	Rebounds							
									O-D	Tot.-Avg.	F-DQ	A	TO	B	S	TP-Avg.
2015-16	18-4	314-17.4	35-90	.389	20-57	.351	6-10	.600	8-35	43-2.4	16-0	20	13	2	6	96-5.3
2016-17	17-1	377-22.2	46-111	.414	27-74	.365	19-25	.760	9-25	34-2.0	18-0	8	11	6	7	138-8.1
TOTAL	35-5	691-19.7	81-201	.403	47-131	.359	25-35	.714	17-60	77-2.2	34-0	28	24	8	13	234-6.7

CAREER HIGHS

Points	21, two times (last, 1/29/17)
Rebounds	7, two times (last, 1/26/17)
Field Goals	7, at Iowa (2/5/17)
Free Throws	7, Purdue (1/29/17)
3-point FG	5, Ohio State (2/20/16)
Assists	4, Mary (11/15/16)
Steals	3, two times (last, 12/18/16)
Blocks	2, Purdue (1/29/17)
Minutes	36, Creighton (12/7/16)

**MISC. STATS**

Category	2016-17	Career
Double-Figure Scoring	8	12
Double-Figure Rebounding	0	0
Double-Figure Assists	0	0
Double-Doubles	0	0
Led NU in Scoring	4	7
Led NU in Rebounding	1	2
Led NU in Assists	1	1
20+ Point Games	2	2
30+ Point Games	0	0



#15 ISAIAH ROBY
SOPHOMORE | FORWARD | 6-8 | 225 | DIXON, ILL.

CAREER HONORS

- ▶ Nebraska Scholar-Athlete Honor Roll (Spring 2017)
- ▶ Tom Osborne Citizenship Team (2017)

2017-18 (Outlook)

After a pair of injuries limited his potential during his freshman year, Isaiah Roby is poised for a breakout 2017-18 campaign. The 6-foot-8 forward has worked hard on adding strength to his frame, and has remade his body in the offseason, filling out at 225 pounds. Roby showed glimpses of his talent last year, playing some of his best basketball down the stretch. Roby grabbed eight rebounds and blocked three shots in just 15 minutes against Wisconsin and scored a season-high 10 points in the regular-season finale against Michigan. Roby's length and 7-1 wingspan can give opponents fits, as he was third on the team in blocked shots despite playing just 15 minutes per contest. With a year of experience and added strength, Roby could become a major focus of the Huskers' rotation this season.

2016-17 (Freshman)

Roby had a late start because of an offseason injury, but was an essential part of the Huskers' rotation as a freshman. He played in 30 games, including four starts, and averaged 3.1 points and 2.9 rebounds per game. Roby ranked third on the team with 25 blocked shots despite playing just 15.2 minutes per game, as his blocks total was the fifth highest by a Husker freshman.

Roby's all-around skills started to emerge in Big Ten play despite averaging just 3.3 points and 3.4 rebounds per game. He led the Huskers in blocked shots (17) and was fifth in both assists and steals in just 16.5 minutes per contest. The freshman closed Big Ten play with his best effort of the year, scoring a season-high 10 points on 4-of-5 shooting against Michigan on March 5. He put together his best stretch of games in back-to-back performances against Wisconsin and Penn State. Against the ninth-ranked Badgers, he had four points, a season-high eight rebounds, three blocked shots and two steals in 15 minutes. Against Penn State on Feb. 14, he had six points on 3-of-4 shooting and two rebounds before suffering a sprained ankle. Roby keyed NU's win at No. 16 Indiana on Dec. 28 with eight points, six rebounds and three assists in 21 minutes off the bench, highlighted by a dunk featured on SportsCenter's top-10



plays of the day. He earned extensive playing time while Ed Morrow Jr. was injured and made four starts in conference action. Roby set season bests in both rebounds (eight) and blocked shots (four) against Ohio State on Jan. 18.

Roby, who missed nearly three months of work with a pelvic injury, was eased into action during non-conference action. He played 20 or more minutes just once, a seven-point, two-rebound effort against Mary on Nov. 15. His best performance came against South Dakota on Dec. 5 when he had eight points and two boards in 18 minutes of work, and when he had four points and eight boards in 13 minutes vs. No. 10 Creighton on Dec. 9.

Before Nebraska

Roby starred for Coach Jason Mead, helping the school turn around the Dixon High program during his four seasons. A two-time all-state performer, he totaled 1,328 points to rank second in school history and ended as the school's all-time leader in rebounds (939) and blocked shots (327). Roby also finished fourth in school history with 366 assists.

He was a four-star recruit by Scout, 247 and Rivals, which ranked him No. 114 in the class of 2016. He was among the top seniors in the state of Illinois in the class of 2016.

As a senior, Roby averaged 19.7 points, 10.5 rebounds, 5.5 assists and 3.9 blocks per game to lead Dixon to a 25-4 mark. He was a second-team all-state (all classes) by the Chicago Sun-Times and a first-team Class 3A all-state by the Chicago Tribune. He finished eighth in the voting for Mr. Basketball in Illinois in 2016. His best

performances were a 24-point, 16-rebound, 10-assist performance against Christ the King and a 13-point, 23-rebound, 15-blocked shot effort against Burlington Central. In all, he had four triple doubles in his last two seasons.

As a junior, Roby was a second-team all-state Class 3A selection by the AP and a second-team all-state in Classes 3A/4A by the Illinois Basketball Coaches Association. He led Dixon to a 28-2 record and a regional finals appearance in 2014-15. Roby averaged 12.5 points, 9.8 rebounds, 3.8 assists, 2.6 steals and 3.7 blocks per game as a junior, highlighted by a triple-double of 23 points, 11 rebounds and 10 blocked shots in one game. As a sophomore, Roby showed his all-around game, averaging 10.6 points, 8.7 rebounds, 3.1 blocks, 2.7 assists and 1.9 steals per game in helping the school improve from three to 23 wins and earn the school's first district title since 1986. He played AAU ball for the Quad City Elite and coach Logan Wynn, and also saw time with the Spiece Indy Heat in the EYBL. In addition to his basketball exploits, Roby lettered twice in track and placed fourth in the high jump in the Illinois Class 2A meet in 2016.

Isaiah committed to Nebraska in October of 2014, and also looked at Iowa, Georgia and Creighton among numerous schools.

Personal

Isaiah is the son of Danielle and Roderick Roby and was born on Feb. 3, 1998, in Dixon, Ill. He has four brothers, Donovan, Ellis, Drew and Kordae. Isaiah majors in business administration at Nebraska.

CAREER STATS

vs. All Opponents

Year	G-GS	MP-Avg.	FG-FGA	Pct.	3FG-3FGA	Pct.	FT-FTA	Pct.	Rebounds							TP-Avg.
									O-D	Tot.-Avg.	F-DQ	A	TO	B	S	
2016-17	30-4	457-15.2	37-94	.394	4-20	.200	16-21	.762	36-52	88-2.9	58-1	22	36	25	16	94-3.1
TOTAL	30-4	457-15.2	37-94	.394	4-20	.200	16-21	.762	36-52	88-2.9	58-1	22	36	25	16	94-3.1

vs. Big Ten Opponents

Year	G-GS	MP-Avg.	FG-FGA	Pct.	3FG-3FGA	Pct.	FT-FTA	Pct.	Rebounds							TP-Avg.
									O-D	Tot.-Avg.	F-DQ	A	TO	B	S	
2016-17	17-4	284-16.7	23-51	.451	3-9	.333	7-10	.700	23-34	57-3.4	37-1	15	26	17	12	56-3.3
TOTAL	17-4	284-16.7	23-51	.451	3-9	.333	7-10	.700	23-34	57-3.4	37-1	15	26	17	12	56-3.3



CAREER HIGHS

Points	10, Michigan (3/5/17)
Rebounds	8 three times (last, 2/9/17)
Field Goals	4, Michigan (3/5/17)
Free Throws	2, five times (last, 12/28/16)
3-point FG	1, four times (last, 3/5/17)
Assists	3, two times (last, 2/23/17)
Steals	3, at Maryland (1/1/17)
Blocks	4, Ohio State (1/18/17)
Minutes	29, two times (last, 1/18/17)



2017-18 HUSKERS



MISC. STATS

Category	2016-17	Career
Double-Figure Scoring	1	1
Double-Figure Rebounding	0	0
Double-Figure Assists	0	0
Double-Doubles	0	0
Led NU in Scoring	1	1
Led NU in Rebounding	1	1
Led NU in Assists	0	0
20+ Point Games	0	0
30+ Point Games	0	0



#11 EVAN TAYLOR
SENIOR | GUARD | 6-5 | 208 | CINCINNATI, OHIO

CAREER HONORS

- ▶ Southern Conference All-Freshman Team (2014-15)
- ▶ Tom Osborne Citizenship Team (2017)

2017-18 (Outlook)

One of four seniors on the Husker roster, Evan Taylor returns after serving as one of the Huskers' glue guys last season. The 6-foot-5 guard became a fixture in the lineup late in non-conference play, as he started NU's final 21 games. Taylor averaged 5.2 points and 2.9 rebounds per game while sharing some of the ball-handling duties on offense. At 6-foot-5 and 208 pounds, he possesses the size and physicality to help the Huskers match up in the backcourt. With a full offseason under his belt, Taylor will be well prepared for the rigors of another Big Ten season and could be used on the wing or in the backcourt.

2016-17 (Junior)

Taylor was a late addition to the Husker roster, but quickly became vital to NU's rotation. He played in all 31 games, including 21 starts, as he was one of three Huskers to start every Big Ten game. He averaged 5.2 points and 2.9 rebounds per game, but made a great impact in other ways. Taylor ranked third on the team in both assists (37) and steals (28) and often drew the toughest assignment on defense because of his length and athleticism.

He closed his junior campaign with his best offensive performance, scoring a season-high 15 points on 6-of-11 shooting, including a pair of 3-pointers, in the Big Ten Tournament against Penn State on March 8.

During conference action, he started all 18 games, averaging 5.8 points and 3.7 rebounds per game as part of NU's three-guard lineup. He reached double figures five times, including four straight games from Jan. 8-21. Taylor reached double figures for the first time at NU against Northwestern on Jan. 8, finishing with 11 points on 5-of-7 shooting and team highs in assists (four) and steals (three). He followed up with 11-point efforts at Michigan and against Ohio State, when he also matched his season-high with eight caroms. At Rutgers on Jan. 21, he finished with 10 points and paced NU in both rebounds (six) and steals (four). His other double-figure



effort came at Michigan State on Feb. 23, when he had 10 points and three assists against the Spartans.

During most of non-conference play, Taylor came off the bench before moving into the lineup after a solid performance at No. 3 Kansas on Dec. 10. In that game, he totaled eight points and two assists in 19 minutes. After making his first start against Gardner Webb, Taylor played a critical role in NU's win over Southern on Dec. 20, totaling eight points, a season-high four steals and two assists in an 81-76 win. Prior to that, his biggest contribution came in a two-point win at Dayton on Nov. 24, when he had six rebounds and three assists in 16 minutes off the bench.

Before Nebraska

Taylor spent the 2015-16 season at Odessa (Texas) College, helping the school make its first NJCAA National Tournament appearance since 2001. Taylor started 31 games for Coach Tra Arnold, averaging 7.1 points, 2.5 rebounds and 2.5 assists per game in just 17 minutes per contest, as Odessa College finished with a 27-6 mark. He reached double figures 12 times, including a season-high 17 points against New Mexico JC. He had 12 points, five assists and a pair of rebounds in a 92-86 loss to Salt Lake CC in the second round of the NJCAA Tournament in Hutchinson, Kan.

Taylor began his collegiate career at Samford University, playing in 31 contests for the Bulldogs and Coach Scott Padgett. He was selected to the 2015 SoCon All-

Freshman Team, as he averaged 6.4 points and 3.3 rebounds per game while averaging 1.1 steals per contest. Taylor made 15 starts and reached double figures seven times, highlighted by a 21-point effort, including 4-of-6 from 3-point range, against Tennessee-Chattanooga.

He attended Paul VI (Va.) Catholic High School, leading the school to a 31-6 record and a VISAA D1 State championship in 2014. He averaged 8.5 points per game as the only senior on the team. He helped Paul VI HS to its second Washington Catholic Athletic Conference title in three years, including a 19-point win over DeMatha High School in the championship game. It marked the school's only two conference titles since the school was formed. He also helped Paul VI to a runner-up finish at the 2013 City of Palms Classic, considered one of the best high school basketball tournaments in the country. Taylor played his AAU ball with Team Takeover and Coach Morello Vest.

Personal

Evan is the son of Kyle Taylor and Linda Jones and was born on April 11, 1996, in Cincinnati, Ohio. He spent most of his youth in Ohio before moving to Florida at age 13 and eventually transferring to Paul VI Catholic High School. He has two sisters, Brittnei and Aubri. Taylor is majoring in sociology at Nebraska. Evan's father, Kyle, helped Xavier to an appearance in the 1987 NCAA Tournament.

CAREER STATS

vs. All Opponents

Year	G-GS	MP-Avg.	FG-FGA	Pct.	3FG-3FGA	Pct.	FT-FTA	Pct.	Rebounds		F-DQ	A	TO	B	S	TP-Avg.
									O-D	Tot.-Avg.						
2014-15*	31-15	693-22.4	74-190	.389	14-41	.341	36-58	.621	23-80	103-3.3	57-0	37	47	7	33	198-6.4
2016-17	31-21	755-24.4	64-155	.413	6-25	.240	27-37	.730	17-72	89-2.9	54-3	37	37	3	28	161-5.2
TOTAL	31-21	755-24.4	64-155	.413	6-25	.240	27-37	.730	17-72	89-2.9	54-3	37	37	3	28	161-5.2
All*	62-36	1448-23.4	138-345	.400	20-66	.303	63-95	.663	40-152	192-3.1	111-3	74	84	10	61	359-5.8

vs. Big Ten Opponents

Year	G-GS	MP-Avg.	FG-FGA	Pct.	3FG-3FGA	Pct.	FT-FTA	Pct.	Rebounds		F-DQ	A	TO	B	S	TP-Avg.
									O-D	Tot.-Avg.						
2016-17	18-18	537-29.8	43-109	.394	4-19	.211	15-23	.652	12-55	67-3.7	41-3	26	26	2	20	105-5.8
TOTAL	18-18	537-29.8	43-109	.394	4-19	.211	15-23	.652	12-55	67-3.7	41-3	26	26	2	20	105-5.8

* Includes year at Samford

CAREER HIGHS (INCLUDES SAMFORD)

Points	21, Chattanooga (2/14/15)
Rebounds	8, two times (last, 1/18/17)
Field Goals	7, Chattanooga (2/14/15)
Free Throws	7, at Chattanooga (1/15/15)
3-point FG	4, Chattanooga (2/14/15)
Assists	4, two times (last, 1/8/17)
Steals	4, three times (last, 1/21/17)
Blocks	2, at Mercer (1/17/15)
Minutes	42, Iowa (1/5/17)



MISC. STATS

Category	2016-17	Career
Double-Figure Scoring	6	8
Double-Figure Rebounding	0	0
Double-Figure Assists	0	0
Double-Doubles	0	0
Led NU in Scoring	1	1
Led NU in Rebounding	2	2
Led NU in Assists	3	3
20+ Point Games	0	1
30+ Point Games	0	0



#32 JORDY TSHIMANGA
SOPHOMORE | CENTER | 6-11 | 268 | MONTREAL, QUEBEC, CANADA

CAREER HONORS

- ▶ Big Ten Sportsmanship Award (2017)
- ▶ Nebraska Scholar-Athlete Honor Roll (Fall 2016)
- ▶ Tom Osborne Citizenship Team (2017)

2017-18 (Outlook)

One of the biggest positives for the Huskers last season was the development of Jordy Tshimanga (pronounced cha-MAHN-gah). He continually improved during Big Ten play as he gained more opportunities, moving into the starting lineup midway through conference play. While Tshimanga 7.4 points on 49 percent shooting and 5.9 rebounds over NU's final 11 games, the coaches believe he could be in line for another jump during his sophomore campaign. At 6-foot-11, 268 pounds, Tshimanga gives the Huskers an imposing presence in the post, and he has continued to work hard on improving his strength and conditioning. Although he has played organized basketball for just four years, Tshimanga has impressed coaches and teammates with his work effort and dedication. The addition of graduate transfer Duby Okeke has pushed Tshimanga in practice, allowing both players to improve during the offseason.

2016-17 (Freshman)

Tshimanga was the only Husker freshman to appear in all 31 games, averaging 5.0 points and 4.0 rebounds per game in his initial campaign. He made significant strides throughout the year and closed the season by playing some of his best basketball.

Tshimanga raised his numbers across the board in conference play, averaging 5.7 points and 4.2 rebounds per game despite playing more than 20 minutes once in Big Ten action. He led the team in field goal percentage (.481) in conference play and was fourth on the team in rebounding.

He was one of the biggest beneficiaries when Ed Morrow Jr. was sidelined for a month with a foot injury. After scoring just four points in NU's first four conference games, Tshimanga averaged 5.8 points per game off the bench in the next four contests, including seven points against Ohio State on Jan. 18, and seven points and four boards at Northwestern on Jan. 26. He blossomed after moving into the starting lineup in a win over No. 20 Purdue on Jan. 29. In nine games as a starter, he averaged 7.3 points on 48 percent shooting and 6.3

caroms per game, while reaching double figures in scoring three times and once in rebounding. He put together his best offensive effort of the season vs. Michigan State on Feb. 2, totaling 15 points on 5-of-7 shooting and nine rebounds in 24 minutes, setting season bests in points, rebounds and minutes. Tshimanga nearly picked up his first double-double at Iowa on Feb. 5, posting 10 points and eight rebounds in 17 minutes before grabbing a season-high 10 rebounds against No. 7 Wisconsin on Feb. 9. Tshimanga reached double figures for the third time in four games against Penn State on Feb. 14 with 12 points on 6-of-7 shooting while adding seven boards. He added eight points and seven rebounds in 16 minutes at Michigan State on Feb. 23, and came off the bench and had nine points - all in the first half - and four rebounds in 12 minutes vs. Michigan in the regular-season finale on March 5.

Tshimanga showed glimpses of his potential during non-conference action. In three games against ranked foes, he averaged 6.7 points and 6.0 rebounds in just 14 minutes of work. His best performance in non-conference play came at No. 3 Kansas on Dec. 10, as he finished with then-season highs in points (10), rebounds (eight) and blocked shots (two). He also performed well against No. 14 UCLA on Nov. 25 with four points and six boards, including five offensive caroms, in 12 minutes of work. Tshimanga also had eight points, eight rebounds and two blocked shots against Mary on Nov. 15.

Before Nebraska

Tshimanga spent three seasons at The MacDuffie School in Granby, Mass., playing for Coach Jacque Rivera. Tshimanga was a four-star selection by Scout.com and was rated as the No. 150 prospect in the senior class by Rivals.com.

Tshimanga scored 1,123 points and grabbed 571 rebounds in his time at MacDuffie, while losing over 60 pounds during his three seasons after picking up the sport. A two-time NEPSAC Class AA honoree, he averaged 18.3 points, 14.0 rebounds and 3.1 blocks per game during his senior season. One of his best performances of the season came against Wilbraham & Monson at the HoopHall Classic when he had 13 points, 19 rebounds and three blocks while facing Kentucky signee Wenyen Gabriel. He was also the MVP of the 2015 Hoop Hall Classic.

Tshimanga was ranked as the No. 15 prospect in New England by the New England Recruiting Report while ESPN.com rated him as the third-best prospect in the state of Massachusetts in 2016. He represented Canada in the 2014 NIKE Global Challenge and played in the Under Armour All-America camp in 2015. He is the No. 19 center in the country by Scout, No. 22 by 247Sports and No. 25 by ESPN.com.

Tshimanga, who began playing basketball at age 15, selected Nebraska over a host of schools, including UNLV, Minnesota, Oregon, Purdue and Arizona.

Personal

Jordy is the son of Florent Tshimanga and was born on Nov. 4, 1996, in Montreal. He has two older brothers, Link Kabadyundi and Yannick Wak, and two sisters, Yasmine Bidikuindila and Florence Tshimanga. Link currently is a senior at UT Arlington after beginning his collegiate career at TCU. Yasmine is a sophomore basketball player at LSU while Florence is a freshman at Grand Canyon University. Jordy's family is originally from the Democratic Republic of the Congo, and he can speak three languages (English, French and Lingala). Jordy majors in psychology at Nebraska.



CAREER STATS

vs. All Opponents

Year	G-GS	MP-Avg.	FG-FGA	Pct.	3FG-3FGA	Pct.	FT-FTA	Pct.	Rebounds							TP-Avg.
									O-D	Tot.-Avg.	F-DQ	A	TO	B	S	
2016-17	31-9	389-12.5	57-127	.449	0-0	.000	40-64	.625	54-69	123-4.0	69-2	8	46	15	14	154-5.0
TOTAL	31-9	389-12.5	57-127	.449	0-0	.000	40-64	.625	54-69	123-4.0	69-2	8	46	15	14	154-5.0

vs. Big Ten Opponents

Year	G-GS	MP-Avg.	FG-FGA	Pct.	3FG-3FGA	Pct.	FT-FTA	Pct.	Rebounds							TP-Avg.
									O-D	Tot.-Avg.	F-DQ	A	TO	B	S	
2016-17	18-9	247-13.7	39-81	.481	0-0	.000	24-41	.585	31-45	76-4.2	43-2	8	33	7	7	102-5.7
TOTAL	18-9	247-13.7	39-81	.481	0-0	.000	24-41	.585	31-45	76-4.2	43-2	8	33	7	7	102-5.7



CAREER HIGHS

Points 15, Michigan State (2/2/17)

Rebounds 10, Wisconsin (2/9/17)

Field Goals 6, Penn State (2/14/17)

Free Throws 5, Michigan State (2/2/17)

3-point FG N/A

Assists 1, eight times (last, 3/8/17)

Steals 2, three times (last, 3/8/17)

Blocks 2, three times (last, 12/10/17)

Minutes 24, Michigan State (2/2/17)



2017-18 HUSKERS



MISC. STATS

Category	2016-17	Career
Double-Figure Scoring	4	4
Double-Figure Rebounding	1	1
Double-Figure Assists	0	0
Double-Doubles	0	0
Led NU in Scoring	0	0
Led NU in Rebounding	7	7
Led NU in Assists	0	0
20+ Point Games	0	0
30+ Point Games	0	0



#5 GLYNN WATSON JR.
JUNIOR | GUARD | 6-0 | 173 | BELLWOOD, ILL.

CAREER HONORS

- ▶ adidas Nations Counselor (2017)
- ▶ Big Ten Freshman of the Week (2/15/16)
- ▶ Nebraska Scholar-Athlete Honor Roll (Fall 2015)
- ▶ Tom Osborne Citizenship Team (2016, 2017)

2017-18 (Outlook)

Glynn Watson Jr. is one of the veteran leaders of the 2017-18 Huskers. He is a two-year starter and the only NU player to appear in every game over the past two seasons. Throughout his tenure at Nebraska, the 6-foot guard has shown the ability to take - and make - clutch shots in defining moments. He hit game-winning free throws against Dayton and a 3-point play with 11.3 seconds left at Ohio State gave NU its first-ever win in Columbus. Watson raised his scoring average nearly five points per game over his freshman year while shooting nearly 40 percent from 3-point range. Defensively, he ranked third in the Big Ten in steals, as his 50 steals were the most by a Husker in five seasons. With the graduation of All-Big Ten performer Tai Webster, Watson will be counted on to be a scorer and a facilitator, a role he could thrive in with a nearly 2-to-1 assist-to-turnover ratio in his first two seasons at NU. Glynn looks to follow in the footsteps of older brother, Demetri McCamey, who was an All-Big Ten performer at Illinois.

2016-17 (Sophomore)

Watson was one of the top young guards in the Big Ten, starting 29 games and averaging 13.0 points, 2.6 assists and 1.6 steals per game. Watson not only finished second on the team in both scoring and assists, but placed among the Big Ten leaders in steals (third), free throw percentage (.810, seventh) and scoring (18th) during his sophomore campaign. Watson totaled double figures 21 times, including seven 20-point performances.

He provided two of the most memorable moments for the Huskers in 2016-17, hitting a pair of free throws with 8.8 seconds left to give Nebraska the lead in an 80-78 win over Dayton and converting a 3-point play at Ohio State with 11.3 seconds left to give NU the margin of victory in a 58-57 win.

In Big Ten action, Watson finished 18th in the conference in scoring at 13.4 ppg, while finishing among the Big Ten leaders in steals (1.4 fifth), 3-pointers per game (1.9, 15th) and 3-point percentage (.425, 11th).

Watson reached double figures 13 times in conference play, including a trio of 20-point efforts. He sparked NU's win over No. 16 Indiana in the Big Ten opener with a game-high 26 points along with four assists and a career-high five steals, scoring 19 of his 26 points in the second half. He led NU to a 3-0 start in conference play, capped by a career-high 34-point effort in the win over Iowa. Watson went 11-of-18 from the field, including a blistering 7-of-8 shooting from 3-point range. His seven 3-pointers was one off NU's single game record, while his .875 percentage was the fourth-highest total in school history. Watson also shined in a loss at Michigan, scoring 20 of his 22 points at Michigan in the second half.

Watson started 12 of NU's 13 non-conference games and showed his ability to impact the game at both ends. Not only did Watson post four 20-point games in NU's first seven contests, but he had four games with at least four steals, including a career-high five steals on two occasions. He opened the year with a then-career-high 23 points on 9-of-14 shooting along with a season-high six assists and five rebounds against Sacramento State on Nov. 13. Watson shined in NU's win over Dayton at the Wooden Legacy on Nov. 24, recording 20 points, a career-high five steals and three assists. One night later, he poured in a then-career high 27 points on 10-of-18 shooting against No. 24 UCLA. Watson scored 21 of his 27 points in the second half, as the Huskers trimmed a 15-point deficit to two before UCLA pulled away late. Watson added another five-steal performance against Virginia Tech on Nov. 27, as he averaged 16.3 points, 3.7 rebounds 3.3 steals and 3.0 assists per game in three games at the Wooden Legacy. His fourth 20-point game of the year came at Clemson on Nov. 30 in the Big Ten/ACC Challenge, when he also matched his career high with six rebounds and added four steals and four assists.

2015-16 (Freshman)

Watson proved to be an impact newcomer in the Big Ten, playing in all 34

games for the Huskers, including 16 starts. The 6-foot guard averaged 8.6 points, 2.4 assists and 1.2 steals per game. Watson ranked fourth among Big Ten rookies in both steals and assists, and earned a place on NU's freshman top-10 lists in points (292, eighth), assists (83, fifth), steals (40, fifth) and field goals (115, sixth). He also posted a 2.4-to-1 assist-to-turnover ratio, which was the best by any Husker guard in the last decade.

Watson came off the bench in the Big Ten Tournament, averaging 10.6 points per game, closing his freshman campaign with 10 points, five rebounds and three assists in the loss to No. 18 Maryland in the Big Ten Tournament. Watson played a major role in NU's win over Wisconsin in the conference tournament, finishing with 16 points in the win over the Badgers.

In Big Ten play, he started 15 games, as he averaged 9.1 points and 2.3 assists per game. Watson reached double figures eight times, including a season-high 17 points and three rebounds at Illinois on Jan. 16. That performance began a streak of six straight games in double figures for the freshman. He also had 13 points, two steals and two assists in NU's win at Michigan State on Jan. 20, and he added 13 points against Michigan on Jan. 23. He totaled at least four assists four times, including a career-high nine assists in a win over Rutgers on Feb. 6. That was the most by a Husker freshman since 2008. He also performed well in the first meeting at Wisconsin on Feb. 10 with 16 points in a losing effort. His last start of the season came in an overtime loss to Ohio State on Feb. 20, when he had 10 points and a season-high six rebounds.

Watson proved to be a valuable scorer off the bench early on, reaching double figures five times in his first 12 games before moving into the starting lineup. He had 12 points in a loss at No. 11 Villanova on Nov. 17, while showing a knack for heroics, as his 3-pointer with 18.3 seconds left sent NU into overtime with No. 21 Miami on Dec. 1. His biggest heroics came against Rhode Island on Dec. 13, when he scored 13 of his 17 points in the second half to lead the Huskers to a 70-67 win. He also had 14 points, four rebounds and three assists against Southern Louisiana on Nov. 22.

CAREER STATS

vs. All Opponents

Year	G-GS	MP-Avg.	FG-FGA	Pct.	3FG-3FGA	Pct.	FT-FTA	Pct.	Rebounds							
									O-D	Tot-Avg.	F-DQ	A	TO	B	S	TP-Avg.
2015-16	34-16	826-24.3	115-296	.389	20-75	.267	42-53	.792	8-55	63-1.9	73-1	83	35	3	40	292-8.6
2016-17	31-29	979-31.6	144-345	.417	48-121	.397	68-84	.810	16-77	93-3.0	91-3	81	48	4	50	404-13.0
TOTAL	65-45	1805-27.8	259-641	.404	68-196	.347	110-137	.803	24-132	156-2.4	164-4	164	83	7	90	696-10.7

vs. Big Ten Opponents

Year	G-GS	MP-Avg.	FG-FGA	Pct.	3FG-3FGA	Pct.	FT-FTA	Pct.	Rebounds							
									O-D	Tot-Avg.	F-DQ	A	TO	B	S	TP-Avg.
2015-16	18-15	463-25.7	70-174	.402	10-41	.244	13-17	.765	4-23	27-1.5	45-0	41	18	2	21	163-9.1
2016-17	18-17	572-31.8	83-202	.411	34-80	.425	42-54	.778	8-45	53-2.9	56-1	45	26	2	26	242-13.4
TOTAL	36-32	1035-28.8	153-376	.407	44-121	.364	55-71	.775	12-68	80-2.2	101-1	86	44	4	47	405-11.3

CAREER HIGHS

Points	34, Iowa (1/5/17)
Rebounds	6, two times (last, 11/30/16)
Field Goals	11, Iowa (1/5/17)
Free Throws	6, four times (last, 12/28/16)
3-point FG	7, Iowa (1/5/17)
Assists	9, Rutgers (2/6/16)
Steals	5, three times (last, 12/28/16)
Blocks	1, seven times (last, 1/26/17)
Minutes	41, vs. Penn State (3/8/17)



Before Nebraska

Watson was one of the top point guards nationally in the class of 2015, playing for legendary high school coach Gene Pingatore at Saint Joseph High School in Westchester, Ill. A consensus four-star prospect, Watson was ranked among the top 100 players in the country by every recruiting service and was ranked as high as 66th nationally by Scout.com, which also ranked him as the seventh-best point guard in the class of 2015, and No. 71 on ESPN.com's top-100 seniors.

As a senior, he led St. Joseph High School to a 29-6 record and the school's second state title. Watson averaged 15.5 points, 4.3 rebounds, 4.0 assists and 3.0 steals per game during his senior season. Watson, who earned an invitation to the 2014 USA men's U18 National Team training camp, was at his best at the state tournament, averaging 23.5 points on 55 percent shooting, 5.5 rebounds and 3.5 assists per game. He had 28 points, six rebounds and three assists in the semifinals before a 19-point, five-rebound, four-assist performance in a 67-63 win over Althoff

Catholic in the Class 3A state title game. In all, Watson had nine games of at least 20 points as a senior, including a season-high 38-point effort in the regular-season win over Althoff Catholic. For his efforts, he earned first-team all-state honors from the Illinois Basketball Coaches Association and Champaign News-Gazette in 2015. In addition, he was a second-team choice by the Chicago Tribune (all classes) and Chicago Sun Times (Class 3A).

A two-time first-team All-Catholic League selection, Watson earned third-team Class 3A all-state honors from the Illinois Basketball Coaches Association and all-state special mention by the Champaign-Urbana News-Gazette as a junior. That season, he averaged 15 points, five assists, five rebounds and two steals per game, while leading St. Joseph to a 25-8 record and the Class 3A Sectional semifinals. As a sophomore, he garnered honorable-mention Chicago Catholic League honors in his first season as a starter, helping St. Joseph to an 18-13 record and a sectional finals appearance. Watson also played AAU ball for the Illinois Wolves and Head

Coach Mike Mullins. Watson also looked at Creighton, Maryland, Purdue, Tennessee and West Virginia before choosing Nebraska.

Personal

Glynn Juwan Watson is the son of Sabrina Watson and Glynn Watson Sr., and was born on March 9, 1997, in Chicago, Ill. He has two older brothers, Demetri and DeAndre McCamey, and two sisters, Kiera and Monique. Older brothers Demetri and DeAndre McCamey both also starred at St. Joseph. Demetri was a three-time All-Big Ten pick at Illinois, earning first-team honors in 2009-10. Watson majors in sociology at Nebraska. St. Joseph High School has the distinction of being the only school which has produced a pair of 1,000-point scorers for Nebraska, as Clifford Scales (1988-91) and Carl Hayes (1990-92) both played for Pingatore. Scales and Hayes both scored 1,136 points at Nebraska and played major roles in the Huskers' school-record 26-win team in 1990-91.



MISC. STATS

Category	2016-17	Career
Double-Figure Scoring	21	36
Double-Figure Rebounding	0	0
Double-Figure Assists	0	0
Double-Doubles	0	0
Led NU in Scoring	8	11
Led NU in Rebounding	0	0
Led NU in Assists	11	22
20+ Point Games	7	7
30+ Point Games	1	1



CAREER HIGHS

Points	4, Mississippi Valley St. (11/14/15)
Rebounds	2, three times (last, 2/6/16)
Field Goals	2, Mississippi Valley St. (11/14/15)
Free Throws	N/A
3-point FG	N/A
Assists	N/A
Steals	N/A
Blocks	N/A
Minutes	5, UAPB (11/24/15)

#20 TANNER BORCHARDT
JUNIOR | FORWARD | 6-8 | 265 | GOTHENBURG, NEB.

CAREER HONORS

- ▶ NABC Honors Court (2017)
- ▶ Academic All-Big Ten (2017)
- ▶ Four-time Nebraska Scholar-Athlete Honor Roll
- ▶ Tom Osborne Citizenship Team (2016)

2017-18 (Outlook)

Walk-on Tanner Borchardt (pronounced BOR-kart) in his third season with the Husker basketball program, but first while going through a full offseason program. Borchardt played as a freshman after earning a spot in tryouts before rejoining the team last February. The 6-foot-8, 265 pounder moves well for his size and is in the best shape of his college career. He will look to add depth in the frontcourt and provide a physical presence during practice.

2016-17 (Sophomore)

Borchardt rejoined the Husker program on Feb. 2, 2017, and served as a valuable practice player for the Huskers. He appeared in one game, playing the final minute against Penn State on Feb. 14.

2015-16 (Freshman)

A late addition to the Husker roster, Borchardt joined the Husker roster after making the team in an open tryout in October. He appeared in eight contests, totaling six points and nine rebounds in 28 minutes of work. He set season bests in points (four) and rebounds (two) in four minutes of work against Mississippi Valley State in the opener on Nov. 14. It marked one of three games where he grabbed two rebounds, as he also did twice against Rutgers (Jan. 9 and Feb. 3). In all, he grabbed at least one rebound in six of his eight appearances.

Before Nebraska

Borchardt was a multi-sport standout at Gothenburg High School, and was a finalist for the Lincoln Journal Star Male Athlete of the Year. On the basketball court, he totaled 1,191 career points, 875 rebounds and 186 blocks during his four-year career. As a senior, he averaged 16.8 points, 12.5 rebounds, 2.7 blocks and 2.4 assists per game, earning second-team Class

C-1 honors. His best performance came against Cozad when he had 29 points and 22 rebounds. In addition to his basketball exploits, he was a first-team all-state defensive lineman who averaged nearly seven tackles per game and also won the all-class Gold Medal at the state track meet in the shot put with a throw of 59-6. Borchardt was recruited by several Division I programs in football, including Wyoming, Colorado State and Ohio among others. He was also an excellent performer in the classroom, as he was named valedictorian of his class and was an Academic All-State pick by the Lincoln Journal Star.

Personal

Tanner is the son of Mark and Annette Borchardt, and was born on Jan. 7, 1997, in Lincoln. He has one older brother, Travis, and two sisters, Tressa and Tasia. Borchardt is a management major at Nebraska. He earned academic All-Big Ten honors in 2017. He is a four-time member of the Nebraska Scholar-Athlete Honor Roll. He was also named to the Tom Osborne Citizenship Team.

CAREER STATS

vs. All Opponents

Year	G-GS	MP-Avg.	FG-FGA	Pct.	3FG-3FGA	Pct.	FT-FTA	Pct.	Rebounds							TP-Avg.	
									O-D	Tot.-Avg.	F-DQ	A	TO	B	S		
2015-16	8-0	28-3.5	3-3	1.000	0-0	.000	0-0	.000	2-7	9-1.1	5-0	0	5	0	0	0	6-0.8
2016-17	1-0	1-1.0	0-0	.000	0-0	.000	0-0	.000	0-0	0-0.0	1-0	0	0	0	0	0	0-0.0
TOTAL	9-0	29-3.2	3-3	1.000	0-0	.000	0-0	.000	2-7	9-1.0	6-0	0	5	0	0	0	6-0.7

vs. Big Ten Opponents

Year	G-GS	MP-Avg.	FG-FGA	Pct.	3FG-3FGA	Pct.	FT-FTA	Pct.	Rebounds							TP-Avg.	
									O-D	Tot.-Avg.	F-DQ	A	TO	B	S		
2015-16	4-0	12-3.0	1-1	1.000	0-0	.000	0-0	.000	1-5	6-1.5	2-0	0	3	0	0	0	2-0.5
2016-17	1-0	1-1.0	0-0	.000	0-0	.000	0-0	.000	0-0	0-0.0	1-0	0	0	0	0	0	0-0.0
TOTAL	5-0	13-2.6	1-1	1.000	0-0	.000	0-0	.000	1-5	6-1.2	3-0	0	3	0	0	0	2-0.4

**CAREER HONORS**

► Tom Osborne Citizenship Team (2016, 2017)

2017-18 (Outlook)

Malcolm Laws is in his third season at Nebraska after transferring from Florida Atlantic. Laws walked on to the Husker program in 2015 and has played in 15 games as a reserve guard over the past two seasons. Laws is a hard worker who has earned the respect of his teammates and coaching staff with his work on the scout team. He will provide depth in the Husker backcourt during his senior campaign.

2016-17 (Junior)

Laws played in five games, totaling two points, one rebound and a steal in 11 minutes of action while providing depth in the Husker backcourt. Laws had his best

game of the season at Michigan State on Feb. 23, with a steal and a basket in two minutes of work. He also grabbed one rebound in two minutes of playing time at Minnesota on March 2.

2015-16 (Sophomore)

Laws provided depth in the backcourt, appearing in 10 games and totaling one point and two rebounds in 19 minutes. He had a point and a rebound in the Huskers' season-opening win over Mississippi Valley State on Nov. 15. Laws made three appearances in Big Ten play, grabbing a rebound at Rutgers on Jan. 10

Before Nebraska

Laws began his college career playing for former NBA Coach Michael Curry at Florida Atlantic University, appearing in four games and averaging 1.5 points and 0.8 rebounds

CAREER HIGHS (INCLUDES FLA. ATLANTIC)

Points	6, Wagner (11/17/14)
Rebounds	3, Wagner (11/17/14)
Field Goals	2, Wagner (11/17/14)
Free Throws	1, two times (last, 11/14/15)
3-point FG	1, Wagner (11/17/14)
Assists	None
Steals	1, two times (last, 2/23/17)
Blocks	None
Minutes	5, vs. Wagner (11/17/14)

per game. Laws, who walked on to the FAU program, established season highs in both points (six) and rebounds (three) in five minutes off the bench against Wagner on Nov. 17. He also played four minutes against Stetson and made appearances at Central Florida and at Middle Tennessee State.

Laws is a 2014 graduate of Lake Highland Prep, helping the school to win consecutive Class 4A state titles as a junior and senior for Coach Jason Vallery. He began his high school career at Winter Park High School in Orlando, where he helped the school win the Class 8A (largest class) title as a freshman. In the classroom, Laws was on the Lake Highland Prep Honor Roll as both a junior and senior.

Personal

Malcolm is the son of Phillip and Emma Laws and was born on Aug. 12, 1995, in Orlando, Fla. Malcolm has an older sister, Nicki, and a twin sister, Maya. Laws majors in communication studies at Nebraska. Laws is the first Husker basketball player from the state of Florida since Kyle Marks played in the 2005-06 and 2006-07 seasons.



#3 MALCOLM LAWS
SENIOR | GUARD | 6-1 | 191 | ORLANDO, FLA.

CAREER STATS**vs. All Opponents**

Year	G-GS	MP-Avg.	FG-FGA	Pct.	3FG-3FGA	Pct.	FT-FTA	Pct.	Rebounds		F-DQ	A	TO	B	S	TP-Avg.
									O-D	Tot.-Avg.						
2014-15*	4-0	11-2.8	2-4	.500	1-3	.333	1-2	.500	2-1	3-0.8	1-0	0	1	0	0	6-1.5
2015-16	6-0	19-3.2	0-3	.000	0-1	.000	1-2	.500	0-2	2-0.3	4-0	0	0	0	1	1-0.2
2016-17	5-0	11-2.2	1-6	.167	0-1	.000	0-3	.000	0-1	1-0.2	0-0	0	0	0	1	2-0.4
TOTAL	11-0	30-2.7	1-9	.111	0-2	.000	1-5	.200	0-3	3-0.3	4-0	0	0	0	2	3-0.3
All*	15-0	41-2.7	3-13	.231	1-5	.200	2-7	.286	2-4	6-0.4	5-0	0	1	0	2	9-0.6

vs. Big Ten Opponents

Year	G-GS	MP-Avg.	FG-FGA	Pct.	3FG-3FGA	Pct.	FT-FTA	Pct.	Rebounds		F-DQ	A	TO	B	S	TP-Avg.
									O-D	Tot.-Avg.						
2015-16	3-0	8-2.7	0-0	.000	0-0	.000	0-0	.000	0-1	1-0.3	0-0	0	0	0	1	0-0.0
2016-17	5-0	11-2.2	1-6	.167	0-1	.000	0-3	.000	0-1	1-0.2	0-0	0	0	0	1	2-0.4
TOTAL	8-0	19-2.4	1-6	.167	0-1	.000	0-3	.000	0-2	2-0.3	0-0	0	0	0	2	2-0.3

* Includes year at Florida Atlantic



CAREER HIGHS

Points	3, Rutgers (2/6/16)
Rebounds	1, two times (last, 1/12/16)
Field Goals	1, two times (last, 2/6/16)
Free Throws	2, SE Louisiana (11/22/15)
3-point FG	1, Rutgers (2/6/16)
Assists	2, two times (last, 12/22/15)
Steals	N/A
Blocks	N/A
Minutes	8, SE Louisiana (11/22/15)

#4 JOHNNY TRUEBLOOD
SOPHOMORE | GUARD | 6-3 | 192 | OMAHA, NEB.

CAREER HONORS

- ▶ Two-time Nebraska Scholar-Athlete Honor Roll
- ▶ Tom Osborne Citizenship Team (2016)

2017-18 (Outlook)

Walk-on Johnny Trueblood returns to the Husker program after a one-year absence. Trueblood saw action in 10 games and became a fan favorite in limited action in 2015-16. The 6-foot-3 guard had eight points and four assists in 28 minutes of work during his initial year at NU. Trueblood will add depth in the backcourt and help with scout team duties. He is one of two Elkhorn South players on the 2017-18 roster, joining freshman Justin Costello.

2016-17 (Redshirt)

Trueblood attended Nebraska, but did not play basketball.

2015-16 (Freshman)

Trueblood walked on to the Husker team and made 10 appearances as a true freshman. He totaled eight points and four assists in just 28 minutes of action. Trueblood had a season-high three points in the win over Rutgers on Feb. 3, hitting the first 3-pointer of his career. He also had baskets at No. 11 Villanova and against

Southeastern Louisiana. He dished out two assists on a pair of occasions, against Mississippi Valley State in the opener on Nov. 14 and against Prairie View A&M on Dec. 22. He made four appearances in Big Ten action and also in the Huskers' opening-round victory over Rutgers in the Big Ten Tournament.

Personal

Trueblood joined the Husker program as a walk-on following a decorated career at Elkhorn South playing for Coach Alex Bahe. Trueblood finished as the school's all-time leading scorer (1,213 points), as well as holding single-game (42) and single-season (598) scoring marks at the school.

As a senior, he led the Storm to a 21-5 record and the school's first Class B (second-largest class) state title. He led Class B by averaging 23.0 points per game, while also adding 5.1 rebounds, 3.4 assists and 2.8 steals per game to garner first-team Super-State honors from the Lincoln Journal Star and second-team All-Nebraska honors from the Omaha World-Herald. A first-team Class B all-state performer from both publications, Trueblood averaged 19.6 points per game in three state tournament games, including a 17-point effort while playing with a sprained ankle in a 60-51 win

over Sidney in the state championship at Pinnacle Bank Arena.

As a junior, he earned first-team Class B accolades from both major papers, averaging 15.4 points, 3.7 assists, 4.6 rebounds and 2.4 steals per game as Elkhorn South finished the regular season unbeaten and placed third in the state. In his three-year varsity career, Trueblood helped Elkhorn South to three straight state semifinal appearances in Class B and a 66-13 record. In addition to his high school career, he played AAU basketball for the Omaha Sports Academy and Head Coach Bob Franzese. Prior to his senior year, he helped the Omaha Sports Academy take first place in the top bracket at the Mullens Tournament in St. Louis.

Trueblood was the first Husker basketball player from Elkhorn South since the school opened in 2010.

Before Nebraska

Johnny is the son of Tom and Shelia Trueblood and was born on June 3, 1997, in Omaha. Johnny has one older brother, Tommy, and one younger sister, Jenna. Trueblood is an accounting major at Nebraska.

CAREER STATS

vs. All Opponents

Year	G-GS	MP-Avg.	FG-FGA	Pct.	3FG-3FGA	Pct.	FT-FTA	Pct.	Rebounds		F-DQ	A	TO	B	S	TP-Avg.
									O-D	Tot.-Avg.						
2015-16	10-0	28-2.8	2-5	.400	1-1	1.000	3-6	.500	0-2	2-0.2	0-0	4	1	0	1	8-0.8
TOTAL	10-0	28-2.8	2-5	.400	1-1	1.000	3-6	.500	0-2	2-0.2	0-0	4	1	0	1	8-0.8

vs. Big Ten Opponents

Year	G-GS	MP-Avg.	FG-FGA	Pct.	3FG-3FGA	Pct.	FT-FTA	Pct.	Rebounds		F-DQ	A	TO	B	S	TP-Avg.
									O-D	Tot.-Avg.						
2015-16	4-0	11-2.8	1-2	.500	1-1	1.000	1-2	.500	0-1	1-0.3	0-0	0	0	0	0	4-1.0
TOTAL	4-0	11-2.8	1-2	.500	1-1	1.000	1-2	.500	0-1	1-0.3	0-0	0	0	0	0	4-1.0

CAREER HONORS

- ▶ 2016-17 Second-team Preseason All-Big East
- ▶ 2014-15 All-Big East Rookie Selection
- ▶ Three-time Big East Rookie of the Week

2017-18 (Outlook)

Under Tim Miles, the Huskers have enjoyed success with transfers, as players such as Terran Petteway and Andrew White III have earned all-conference honors in their first season at Nebraska. This season, Isaac Copeland looks to continue that trend, as the 6-foot-9 forward could be an impact newcomer in the Big Ten.

A five-star recruit coming out of high school, Copeland was a preseason All-Big East selection at Georgetown prior to the 2016-17 season before a back injury derailed his season. Copeland, who arrived in January and underwent back surgery, returned to practice in August and quickly showed the skills which made him one of the nation's most sought-after players at Brewster Academy. As a sophomore, Copeland averaged 11.1 points and 5.4 rebounds for Georgetown, including a trio of 20-point performances. Copeland is very skilled with a shooting touch to 3-point range and a great passer for his size.

Copeland whose skillset meshes with the Huskers' offense, is reunited with former high school teammate Anton Gill, as the pair led Ravenscroft High School to a state championship in 2011-12.

2016-17 (Medical Redshirt)

Copeland joined the Husker roster at the start of the second semester, but did not practice with the team after back surgery in February of 2017.

Before Nebraska

Copeland spent two-plus seasons at Georgetown before leaving the program in December of 2017. In seven games, he averaged 5.4 points and 3.3 rebounds per game, highlighted by a 13-point, 13-rebound effort against Maryland. He reached double figures in three straight games to open the season, but played just 49 minutes in his last four contests as he dealt with a back injury. He was a second-team preseason All-Big East selection prior to the 2016-17 season.

During his sophomore campaign, he started all 33 games for the Hoyas, averaging 11.1 points, 5.4 rebounds and 2.0 assists per game, ranking third on the team in scoring and second in both

rebounds and assists. Copeland reached double figures 20 times, highlighted by a career-high 32-point, nine-rebound effort at Marquette, as he hit 13-of-20 shots from the field. He also had 23 points and eight rebounds against St. John's and a 21-point, six-rebound effort against Duke. He had three games with at least 20 points during his sophomore campaign.

He played in all 33 games as a freshman, making 11 starts, and earned a spot on the All-Big East Rookie Team. A three-time Big East Rookie of the Week, he averaged 6.8 points and 3.8 rebounds per game. He reached double figures 11 times, including a season-high 20-point, eight-carom effort at Seton Hall. He also had 14 points in the NCAA third-round loss to Utah.

Copeland, who was rated the No. 16 player in the class of 2014 by ESPN and a five-star recruit by Rivals, helped lead Brewster Academy to the NEPSAC Class AAA championship and to the National Prep Championship in 2013-14. As a senior, he averaged 15.6 points, 7.0 rebounds, 2.3 steals, 2.3 assists and 2.2 blocks and was an All-NEPSAC First Team selection in 2014. He was the Gatorade New Hampshire Boys Basketball Player of the Year in 2013-14. He was a teammate of Husker guard Anton Gill at Ravenscroft High School, leading the school to the 2011-12 North Carolina 3A State Championship.

CAREER HIGHS (INCLUDES GEORGETOWN)

Points	32, Marquette (3/1/16)
Rebounds	13, Maryland (11/15/16)
Field Goals	13, Marquette (3/1/16)
Free Throws	7, three times (last, 11/15/16)
3-point FG	4, Utah (3/21/15)
Assists	7, Creighton (1/26/16)
Steals	3, three times (last, 11/15/16)
Blocks	3, two times (last, 3/3/15)
Minutes	42, Radford (11/14/15)

Personal

Isaac is the son of Sonya Williams Harris and Ike Copeland and was born on June 13, 1995, in Greenville, N.C. He has two brothers, Preston Copeland and Hunter Harris, and one sister, Pearce Copeland. Isaac is majoring in sociology at Nebraska. His father, Ike, played collegiately at East Carolina, helping the Pirates to the 1993 NCAA Tournament.



#14 ISAAC COPELAND
JUNIOR | FORWARD | 6-9 | 221 | RALEIGH, N.C.

**CAREER STATS****vs. All Opponents**

Year	G-GS	MP-Avg.	FG-FGA	Pct.	3FG-3FGA	Pct.	FT-FTA	Pct.	Rebounds					TP-Avg.		
									O-D	Tot.-Avg.	F-DQ	A	TO		B	S
2014-15*	33-11	661-20.0	83-184	.451	21-54	.389	38-47	.809	30-97	127-3.8	46-0	23	36	19	8	225-6.8
2015-16*	33-33	1057-32.0	130-303	.429	34-125	.272	71-90	.789	47-132	179-5.4	68-0	66	54	20	25	365-11.1
2016-17*	7-5	137-19.6	11-40	.275	0-10	.000	16-19	.842	8-15	23-3.3	12-0	6	7	0	6	38-5.4
All*	73-49	1855-25.4	224-527	.425	55-189	.291	125-156	.801	85-244	329-4.5	126-0	95	97	39	39	628-8.6

* Includes years at Georgetown



#0 DUBY OKEKE
SENIOR | CENTER | 6-8 | 247 | JONESBORO, GA.

2017-18 (Outlook)

Duby Okeke (pronounced Doobie Okay-Kay) provides Nebraska with a true rim protector the Huskers have lacked in recent seasons. A 6-foot-8, 247-pound center, Okeke possesses a 7-foot-5 wingspan and is one of the nation's top returning shot blockers. He established school marks for blocks in a season (72; 2015-16) and career (165) at Winthrop, as his career blocked shot total ranks sixth among returning Division I players in 2017-18. Okeke, who graduated from Winthrop last May, finished his Winthrop career at the school with three of the top-nine single-season block totals in school history.

Okeke also adds some experience in the frontcourt, as he played in 94 career games at Winthrop, helping the school reach the NCAA Tournament last season. Okeke is an efficient offensive rebounder who works hard at his craft and keeps improving in the gym. He combines with sophomore Jordy Tshimanga to give the Huskers a solid 1-2 punch in the middle.

Before Nebraska

Okeke spent the previous four seasons at Winthrop for Coach Pat Kelsey, helping the school post a 68-29 record in that span, including a 26-7 mark in 2016-17 when the Eagles won the Big South Tournament title and reached the NCAA Tournament.

Okeke played in all 33 games in 2016-17, including 24 starts, to help Winthrop to a 26-7 mark and the school's first NCAA Tournament appearance in seven seasons.

He shot 61 percent from the field while adding 3.9 rebounds and 1.4 blocks per game, as he was fourth in the Big South in blocked shots. Okeke totaled a season-high nine points and five rebounds against Florida State and grabbed a season-best nine boards against Manhattan. He also had 14 games with at least two blocked shots, including a season-high four on two occasions to help Winthrop lead the Big South in field goal percentage defense (.408).

As a sophomore, Okeke led the Big South in blocked shots at 2.5 per game, a total which ranked 20th nationally. That season, he also set personal bests in both scoring (4.9 ppg) and rebounding (4.8 rpg), as Winthrop was second in the conference in field goal percentage defense. He reached double figures five times, while shooting 64 percent from the field. Okeke also had 21 games with at least two blocks despite not starting a single game in 2015-16.

During his redshirt freshman campaign, Okeke played 31 games, averaging 4.4 points and 2.8 rebounds per game. He was third in the Big South in blocked shots per game (1.4 bpg) while totaling three or more blocks on eight occasions. He had a career-high 13 points and five blocked shots vs. Presbyterian on Jan. 8.

Playing for Jonesboro High School and Coach Dan Maehلمان, Okeke averaged 10 points, 8.6 rebounds and 5.3 blocks per game, as he was named honorable mention all-state in Class 4A as a senior in 2013. He also was a first-team 4A all-region selection

CAREER HIGHS (INCLUDES WINTHROP)

Points	13, at Presbyterian (1/8/15)
Rebounds	10, at USC Upstate (11/24/15)
Field Goals	6, at Presbyterian (1/8/15)
Free Throws	6, at UNC Asheville (1/14/15)
3-point FG	None
Assists	2, at Gardner-Webb (1/26/17)
Steals	3, vs. Campbell (12/31/15)
Blocks	6, vs. High Point (1/14/16)
Minutes	28, Two times

as a senior and a member of the 2013 GACA South All-Star Team. He was a three-year performer who helped Jonesboro reach the Georgia Class 4A Final Four in 2010-11 and 2011-12 and Sweet 16 appearance in 2012-13.

Personal

Duby is the son of Queen and Victor Okeke and was born on Nov. 25, 1994, in Riverdale, Ga. Duby has one brother, Obum, and two sisters, Ada and Juju. Okeke received his degree in sport management at Winthrop in May of 2017 and is currently working on his master's degree.

CAREER STATS

vs. All Opponents

Year	G-GS	MP-Avg.	FG-FGA	Pct.	3FG-3FGA	Pct.	FT-FTA	Pct.	Rebounds					TP-Avg.		
									O-D	Tot-Avg.	F-DQ	A	TO		B	S
2014-15*	32-2	439-13.7	57-82	.695	0-0	.000	28-51	.549	46-42	88-2.8	72-4	6	34	46	6	142-4.4
2015-16*	29-0	498-17.2	57-89	.640	0-0	.000	29-59	.492	49-90	139-4.8	70-2	5	31	72	8	143-4.9
2016-17*	33-24	461-14.0	45-74	.608	0-0	.000	15-56	.268	51-77	128-3.9	90-1	3	39	47	4	105-3.2
All*	94-26	1398-14.9	159-245	.649	0-0	.000	72-166	.434	146-209	355-3.8	232-7	14	104	165	18	390-4.1

* Includes years at Winthrop

2017-18 (Outlook)

James Palmer Jr. brings valuable experience and scoring punch to the Husker basketball program. Palmer played 72 games at the University of Miami in his two years at the school, including 34 games in 2015-16 as the Hurricanes reached the NCAA Sweet 16. The 6-foot-6 wing is a strong shooter and has the length and athleticism to play several spots for the Huskers. In addition to working on his shooting during his redshirt year, Palmer has impressed the coaching staff with his competitiveness and the ability to make plays in key moments, reminding some of former two-time All-Big Ten wing Terran Petteway.

A former top-100 recruit, Palmer will bolster the Huskers' size and athleticism. He is one of three Husker newcomers with NCAA Tournament experience, joining Isaac Copeland and Doby Okeke.

2016-17 (Redshirt)

Palmer sat out the 2016-17 season after transferring from Miami.

Before Nebraska

Palmer spent two seasons at the University of Miami playing for Coach Jim Larrañaga, helping the Hurricanes make back-to-back postseason appearances, including a Sweet 16 appearance in 2016.

As a sophomore, Palmer played in 34 games, averaging 3.5 points and 1.2 rebounds per game for the Hurricanes,

who finished eighth in the final USA Today Coaches Poll after losing to eventual national champion Villanova in the Sweet 16. In that game, Palmer had six points in nine minutes of work. Palmer reached double figures twice as a sophomore, including a 14-point effort on 6-of-9 shooting against Mississippi State. He also reached double figures with 11 points and added season highs in both assists (three) and rebounds (six) against the University of Texas-Rio Grande Valley in the season opener.

During his freshman campaign, Palmer averaged 3.7 points and 1.4 rebounds per game in 13.3 minutes per outing. He made five starts for the NIT runners-up, including a career-high 17-point effort in 27 minutes at Virginia Tech. In that game, he hit five 3-pointers and grabbed a season-best four rebounds. He also had 11 points, including a pair of 3-pointers, at Notre Dame in ACC play. Palmer also had 12 points against Charlotte and 10 at Florida.

Palmer attended St. John's College High School in Washington, D.C., where he was ranked as the top player in the region by ESPN.com. He averaged 15.7 points, 3.0 rebounds and 2.0 assists per game as a senior for Coach Sean McAloon, as the school went 27-4 and played in the D.C. State Athletic Association semifinal. He was ranked in the top 100 players in the class of 2014 by both Scout and Rivals. He closed his career with 31 points in the Crab Ball Classic, featuring the top players from

CAREER HIGHS (INCLUDES MIAMI)

Points	17, at Virginia Tech (3/7/15)
Rebounds	6, UTRGV (11/13/15)
Field Goals	6, Mississippi State (11/19/15)
Free Throws	3, six times (last, 3/24/16)
3-point FG	5, at Virginia Tech (3/7/15)
Assists	3, six times (last, 3/5/16)
Steals	2, three times (last, 2/9/16)
Blocks	1, 13 times (last, 3/5/16)
Minutes	27, two times (last, 3/7/15)

Baltimore and Washington D.C. Palmer played his AAU ball for Team Takeover.

Personal

James Palmer Jr. is the son of Demetra McFadden and the late James Palmer Sr. James Jr., was born on July 31, 1996, in Washington, D.C. He has one sister, Tijisha, and one brother, Tijree. Palmer was originally recruited by Memphis, Wake Forest, Rutgers, Cincinnati and Maryland before selecting Miami. James is majoring in sociology at Nebraska.



#24 JAMES PALMER JR.
JUNIOR | GUARD | 6-6 | 210 | UPPER MARLBORO, MD.

**CAREER STATS****vs. All Opponents**

Year	G-GS	MP-Avg.	FG-FGA	Pct.	3FG-3FGA	Pct.	FT-FTA	Pct.	Rebounds		F-DQ	A	TO	B	S	TP-Avg.
									O-D	Tot.-Avg.						
2014-15*	38-5	504-13.3	52-126	.413	23-63	.365	15-23	.652	14-40	54-1.4	28-0	25	28	9	5	142-3.7
2015-16*	34-0	394-11.6	39-107	.364	13-47	.277	25-37	.676	11-28	39-1.1	19-0	25	16	5	14	116-3.4
All*	72-5	898-12.5	91-233	.391	36-110	.327	40-60	.667	25-68	93-1.3	47-0	50	44	14	19	258-3.6

* Includes years at Miami



#25 NANA AKENTEN
FRESHMAN | GUARD | 6-6 | 215 | BOLINGBROOK, ILL.

2017-18 (Outlook)

Nebraska has had success recruiting the state of Illinois in recent seasons and the addition of freshman Nana Akenten (pronounced Na-nuh uh-ken-ten) looks to continue that trend.

Akenten, a 6-foot-6, 215-pound wing, comes to Nebraska after leading Bolingbrook High School to its best state tournament finish in school history in 2017. He garnered first-team all-state honors as a senior, while averaging 14.8 points and 5.7 rebounds per game. One of two top-150 recruits in this year's recruiting class, Akenten was one of the best 3-point shooters in the Chicago area, hitting on 46 percent from long range as a senior. His athleticism and long-range shooting gives him an opportunity to make an impact early in his Husker career.

Before Nebraska

Akenten was a three-year performer for Coach Rob Brost at Bolingbrook High School, helping the school to a pair of third-place Class 4A finishes during his career. Akenten emerged as one of the nation's biggest risers in the class of 2017, finishing as a four-star recruit by Scout and 247Sports after a strong senior campaign. He was also among the top-150 players nationally in the final rankings by both Rivals and 247Sports.

As a senior, Akenten earned first-team Class 4A All-State honors by the Associated

Press and the Illinois Basketball Coaches Association and was a second-team all-state performer among all classes by both the Chicago Tribune and Chicago Sun Times. He placed seventh in the Mr. Basketball voting in the state of Illinois and was the Player of the Year by the Joliet Herald News in 2017.

Akenten averaged 14.8 points and 5.7 rebounds per game in helping Bolingbrook to a 30-2 record and third-place finish in Illinois' largest class in 2017. He shot 49 percent from the field, including 46 percent from 3-point range as Bolingbrook was nationally ranked for most of the 2016-17 season. He was the MVP of the Hinsdale Central Holiday Classic after posting a 23-point, 13-rebound effort and had a season-high 31 points against Belleville East.

As a junior, he helped BHS to the Class 4A regional championship game as the team replaced four starters from the previous year. Akenten averaged 14.0 points, 6.9 rebounds and 1.0 steal per game while shooting 46 percent from the field. For his efforts, he was a special-mention Class 3A/4A all-state selection, a first-team all-area selection and a first-team All-Southwest Suburban Conference Blue Division honoree.

As a sophomore, he played an instrumental role in helping Bolingbrook to a 25-9 record and a third-place finish at the Class 4A State Tournament, marking the school's first-ever state tournament

appearance. He also played with the Illinois Celtics/Hoopers AAU program under Coach Quintin Garrison.

In addition to his efforts on the basketball court, Akenten also ran track, qualifying for the state meet as part of the 400-meter relay in each of his final two seasons. Akenten selected Nebraska over a number of schools, including UNLV, SMU and Colorado State.

Personal

Nana is the son of Margaret Oduko and Maxwell Akenten and was born on September 17, 1998, in Gary, Indiana. His full name is Nana Yaw Waife Akenten. Akenten has not declared a major at Nebraska.



2017-18 (Outlook)

A priority for the Husker coaches during the offseason was to improve the team's 3-point shooting, and the late signing of Thomas Allen can help the Huskers alleviate those concerns this season. Allen was one of the best high school shooters in the country last year in leading Brewster Academy to a 33-0 record and a National Prep title as a senior. The 6-foot-1, 180-pound guard was the NEPSAC Class AAA Player of the Year in 2017 after averaging 18 points per game, including 48 percent shooting from 3-point range. A consensus top-100 recruit, Allen can play either guard spot and possesses the ability to be a significant contributor in his first season as a Husker.

Before Nebraska

Allen was one of the nation's top high school shooters and was a consensus top-100 recruit for the class of 2018. A four-star prospect by ESPN, Scout and Rivals, Allen was rated the No. 11 prospect in New England by the New England Recruiting Report.

Allen spent his senior season at Brewster Academy, helping Coach Jason Smith's team win its fifth National Prep title and a perfect 33-0 record. Brewster became the first New England Prep School Athletic Conference (NEPSAC) AAA team to finish unbeaten since Maine Central institute in 1998. Allen was chosen as the NEPSAC Class AAA Player of the Year and first-team NEPSAC, averaging 18 points per game on 55 percent shooting, including 48 percent from 3-point range. He went 115 of 239 from 3-point range, highlighted by a school-record 11 3-pointers as part of a 50-point effort against Bridgton Academy. He scored 19 points on 8-of-10 shooting in the national prep school championship game against Northfield Mount Hermon (Mass.). Allen also made the all-tournament team at the National Prep School Invitational, an event that featured the 30 top prep schools in the country, plus several international teams, as he scored 21 points against South Kent (Conn.).

Allen spent his first three years at Garner High School, where he led the school to the North Carolina 4A State Championship as

a sophomore in 2015. Allen averaged 18 points a game as Garner won its first boys basketball state championship. As a junior, Allen averaged 21.5 points, 5.6 assists, 3.1 rebounds and 2.5 steals per game as the Trojans won a school-record 29 games and advanced to the North Carolina Eastern Region Championship. For his efforts, Allen was named the Greater Neuse River Conference Player of the Year and was a second-team North Carolina Basketball Coaches Association selection in 2016.

Allen played for the Garner Road AAU program coached by Dwayne West. Allen joins fellow Garner Road products Anton Gill and Isaac Copeland in the Husker program in 2017-18. Allen, who originally signed with North Carolina State, chose Nebraska over Kansas, Georgetown, and Xavier among others.

Personal

The son of Clarence and Tonya Simmons, Thomas was born on Oct. 21, 1998, in Raleigh, N.C. He has one brother, Brandon Smith, and three sisters, Deshadia Allen, Tashari Allen and Racquel Simmons. Thomas is a marketing major at Nebraska.



#12 THOMAS ALLEN
FRESHMAN | GUARD | 6-1 | 180 | RALEIGH, N.C.





#33 JUSTIN COSTELLO
FRESHMAN | GUARD | 6-2 | 180 | OMAHA, NEB.



2017-18 (Outlook)

A recruited walk-on, freshman guard Justin Costello will add depth to the Husker backcourt. Costello was a two-time all-state selection who averaged 18.6 points, 3.9 rebounds and 3.5 assists per game while helping Elkhorn South to the Class B State Tournament at Pinnacle Bank Arena. Costello is one of two former Elkhorn South products on the roster, joining Johnny Trueblood. The two were teammates on Elkhorn South's 2015 Class B state title team.

Before Nebraska

Costello was a four-year starter for Elkhorn South, helping the Storm to three Class B state tournament appearances during his high school career.

As a senior for Coach Nolan Reilly, Costello led Elkhorn South to the 2017 Nebraska Class B State Tournament,

averaging 18.6 points, 3.9 rebounds, 3.5 assists and 1.8 steals per game to earn first-team Class B honors from both the Omaha World-Herald and Lincoln Journal Star. Costello shot 43 percent from the field, including 67 3-pointers, and 78 percent from the line for the Storm. He had a pair of 30-point games as a senior in helping Elkhorn South finish with an 18-7 record, including a 39-point outburst against Lincoln Southwest. In that game, Costello went 9-of-11 from 3-point range, one of seven games where he had at least four 3-pointers in a game in 2016-17.

A three-time all-state pick, he earned second-team All-Class B honors from the Omaha World-Herald and Lincoln Journal Star as a junior, averaging 18.0 points and 3.1 rebounds per game and was an honorable-mention pick as a sophomore, as Elkhorn South went 21-5 and won its first Class B state title. He was also a three-time

all-conference pick.

He played AAU ball for the Omaha Sports Academy and Coach Jim Simons, reaching the quarterfinals in the Fab 48 in 2016.

In addition to his basketball exploits, Costello ran one year of track and played soccer for Elkhorn South as a senior, helping the school to a state title in 2017. He was also an honor roll member throughout his high school career at Elkhorn South.

Personal

Justin is the son of Kristi and Chris Costello and was born on June 24, 1998, in Omaha. He has one sister, Siera. Justin majors in business administration.

2017-18 (Outlook)

Thorir Thorbjarnarson (pronounced Thor-EAR thorb-YAR-nar-son) was a late addition to the Husker roster, signing with the program in the weeks before school started. Thorbjarnarson, a 6-foot-5, 195-pound guard from Reykjavik, Iceland, possesses a high basketball IQ and additional length on the wing. He also brings international-level experience into the Husker program, as he has played with the U-20 National Team and made his debut with the Senior National Team this spring. Thorbjarnarson played for in the top pro league in Iceland and averaged 10.2 points, 2.6 rebounds and 1.9 assists last season, while also shooting 38 percent from 3-point range. His early playing time will depend on how fast he can adjust to the collegiate game.

Before Nebraska

Thorbjarnarson has been one of the top youth players in Iceland, playing in the country's top league as well as in the national team program. Thorbjarnarson made his national team debut in 2017, representing his nation in the Small States

of Europe event, helping Iceland to a third-place finish. He also played for the U-20 national team at the FIBA European Championships in Greece, averaging 7.1 points, 4.7 rebounds, 2.3 assists and 1.7 steals per game. At the 2016 FIBA U-18 European Championships, Thorbjarnarson was the third-leading scorer in the tournament, averaging 19.6 points per game, including a 39-point effort and three other 30-point games. He also chipped in 6.3 rebounds, 1.8 assists and 4.9 steals per game. In 2016, he was selected as MVP of the Nordic Championships with the U-18 team, including a 33-point performance in the finals to lead Iceland to victory. Thorbjarnarson played for KR Reykjavik in the Icelandic League for the past three years, helping the team to three straight titles and a pair of Icelandic Cups in 2016 and 2017. Last year, he averaged 10.2 points, 2.6 rebounds and 1.9 assists per game for a team that went 26-8 and won the league championship in the top pro league in the country. Thorbjarnarson shot 53 percent from the field, including 38 percent from 3-point range and was

selected as the top young player in the league. He also considered UMass, UConn, Utah, Drexel and UAB before signing with Nebraska.

Personal

The son of Thorbjorn Jonsson and Hildur Fridleifsdottir, Thorir was born on May 26, 1998, in Akureyri, Iceland. Thorir graduated from Menntaskólinn i Reykjavik in May of 2017. He has three older brothers, Leifur, Jon Askell and Kristofer. Thorir is undecided on his major at Nebraska.



#34 THORIR THORBJARNARSON
FRESHMAN | GUARD | 6-5 | 195 | REYKJAVIK, ICELAND



#0 DUBY OKEKE

2014-15 Game-by-game (32 games, 2 starts - at Winthrop)

Opponent	MP	FG-A	3FG-A	FT-A	R	F	A	B	S	Pts
Pfeiffer	12	3-3	0-0	4-6	1	1	1	1	1	10
at Clemson	7	1-1	0-0	0-0	0	5	1	3	0	2
at Savannah State	9	1-1	0-0	0-0	0	0	0	0	0	2
East Tennessee State	5	0-0	0-0	1-2	0	1	0	0	0	1
Savannah State	13	1-1	0-0	0-0	1	1	0	3	0	2
at Jacksonville State	2	0-1	0-0	0-0	0	1	0	0	0	0
at Maryland	4	1-2	0-0	0-0	1	0	0	0	0	2
Mars Hill	16	4-6	0-0	0-1	0	3	0	1	0	8
at Auburn	2	0-0	0-0	0-0	0	2	0	1	0	0
at Southeastern La.	11	1-2	0-0	1-1	0	1	0	0	0	3
Reinhardt	15	2-3	0-0	0-0	1	2	1	1	0	4
Longwood	7	1-1	0-0	0-0	1	3	0	1	1	2
High Point	28	2-4	0-0	1-2	3	2	0	2	0	5
at Presbyterian College	26	6-6	0-0	1-1	1	1	0	5	0	13
at Gardner-Webb #	28	1-4	0-0	1-2	0	2	1	4	0	3
at UNC Asheville #	18	3-4	0-0	6-8	0	1	0	4	0	12
Radford	27	3-5	0-0	1-3	2	4	0	3	2	7
at Liberty	12	3-3	0-0	0-0	4	5	1	0	1	6
Campbell	16	1-2	0-0	2-6	3	2	0	1	0	4
at Coastal Carolina	14	2-4	0-0	0-0	2	3	1	1	0	4
at Radford	15	1-1	0-0	2-4	5	0	0	2	0	4
Charleston Southern	11	2-3	0-0	0-0	1	3	0	0	0	4
Liberty	17	1-1	0-0	2-4	2	4	0	4	1	4
at High Point	21	2-4	0-0	0-0	4	5	0	2	0	4
Gardner-Webb	5	0-0	0-0	1-2	1	4	0	0	0	1
UNC Asheville	15	4-5	0-0	0-0	2	5	0	0	0	8
at Longwood	14	3-4	0-0	0-0	2	3	0	3	0	6
at Campbell	12	1-1	0-0	0-1	1	1	0	0	0	2
Presbyterian	16	1-1	0-0	1-4	1	2	0	2	0	3
vs. Radford	10	3-3	0-0	0-0	2	4	0	0	0	6
vs. Longwood	17	1-1	0-0	2-2	4	0	0	2	0	4
at Coastal Carolina	14	2-5	0-0	2-2	1	1	0	0	0	6
Total	439	57-82	0-0	28-51	46	72	6	46	6	142

2015-16 Game-by-game (29 games, 0 starts - at Winthrop)

Opponent	MP	FG-A	3FG-A	FT-A	R	F	A	B	S	Pts
Hampton	15	0-2	0-0	0-0	4	4	0	2	1	0
Truett-McConnell	16	5-5	0-0	1-1	5	2	0	4	0	11
Jacksonville State	22	2-4	0-0	1-2	1	1	0	2	0	5
at USC Upstate	23	2-3	0-0	0-2	10	4	1	5	1	4
at NC State	24	0-5	0-0	1-2	8	3	0	4	1	1
at Charleston Southern	17	4-4	0-0	2-4	6	2	0	5	0	10
Presbyterian	21	4-7	0-0	4-11	8	2	0	3	0	12
at Georgia	19	3-3	0-0	3-4	9	2	0	3	0	9
Rio Grande	4	0-0	0-0	0-0	1	0	0	0	0	0
Campbell	18	2-3	0-0	0-2	4	3	0	1	0	4
at Coastal Carolina	9	1-1	0-0	0-0	2	2	0	2	0	2
at UNC Asheville	20	1-1	0-0	4-6	5	2	0	2	2	6
Ferrum	15	3-3	0-0	0-0	2	0	0	4	0	6
High Point	18	3-4	0-0	0-0	9	1	1	6	0	6
Liberty	18	0-4	0-0	0-0	4	2	1	1	0	0
at Gardner-Webb	21	3-4	0-0	2-4	4	3	0	1	1	8
at Longwood	22	2-2	0-0	2-3	4	5	0	3	0	6
Charleston Southern	23	3-7	0-0	4-4	5	2	0	5	0	10
Radford	18	2-4	0-0	1-4	2	2	0	2	0	5
Liberty	14	1-1	0-0	0-0	3	5	0	1	1	2
Longwood	10	0-1	0-0	1-2	3	3	0	1	0	1
at Radford	10	1-1	0-0	0-0	1	4	0	0	0	2
Coastal Carolina	18	2-6	0-0	0-0	9	2	0	2	0	4
UNC Asheville	14	4-5	0-0	0-0	1	2	0	2	0	8
at High Point	15	0-0	0-0	0-0	3	2	0	2	0	0
at Campbell	15	1-1	0-0	1-2	5	2	0	0	0	3
vs. Presbyterian	15	2-2	0-0	0-0	6	0	1	2	0	4
vs. Gardner-Webb	24	5-5	0-0	1-3	8	4	0	5	1	11
vs. UNC Asheville	18	1-1	0-0	1-3	7	4	1	2	0	3
Totals	498	57-89	0-0	29-59	139	70	5	72	8	143

2016-17 Game-by-game (33 games, 24 starts - at Winthrop)

Opponent	MP	FG-A	3FG-A	FT-A	R	F	A	B	S	Pts
Ferrum	17	3-3	0-0	2-4	7	2	0	2	1	8
at Manhattan #	19	3-6	0-0	0-0	9	4	0	3	0	6
at Florida State #	20	4-5	0-0	1-1	5	4	0	0	0	9
at Illinois #	15	0-3	0-0	2-2	4	4	0	0	0	2
New Hampshire #	15	0-2	0-0	0-0	3	3	0	3	1	0
Furman	19	1-4	0-0	0-0	4	2	0	1	0	2
at Dayton	14	1-2	0-0	0-0	3	2	0	3	0	2
Greensboro College	9	1-2	0-0	0-0	2	2	0	0	0	2
at Hampton	11	0-0	0-0	0-0	4	1	0	0	0	0
Georgia Southern	13	0-1	0-0	1-5	8	3	0	1	0	1
at Saint Louis	11	1-1	0-0	0-0	5	3	0	3	0	2
at Charleston So. #	21	3-4	0-0	0-0	6	2	0	4	0	6
Radford	15	1-1	0-0	0-0	2	1	0	4	0	2
at High Point #	12	1-3	0-0	0-2	4	4	0	3	0	2
Longwood #	13	1-3	0-0	0-1	2	1	0	2	0	2

Presbyterian #	16	2-3	0-0	0-4	7	1	0	1	0	4
at Campbell #	8	2-2	0-0	1-4	5	1	0	1	0	5
UNC Asheville #	12	2-4	0-0	0-0	7	2	0	0	0	4
at Liberty #	10	0-2	0-0	0-1	0	1	0	2	0	0
at Gardner-Webb #	15	4-4	0-0	0-3	2	3	2	1	1	8
High Point #	11	0-0	0-0	1-2	0	3	0	0	0	1
at Radford #	13	1-1	0-0	1-4	3	4	0	2	0	3
Campbell #	10	2-4	0-0	0-0	1	3	0	1	0	4
at UNC Asheville #	12	0-0	0-0	0-0	3	4	0	0	0	0
Gardner-Webb #	24	3-4	0-0	0-6	6	4	0	2	0	6
at Longwood #	12	2-2	0-0	0-0	2	3	0	1	0	4
Liberty #	17	2-2	0-0	2-5	2	2	1	2	0	6
Charleston Southern	15	1-1	0-0	2-4	3	3	0	1	1	4
at Presbyterian #	13	1-1	0-0	0-2	6	3	0	2	0	2
vs. Charleston Southern #	12	1-1	0-0	0-2	4	4	0	0	0	2
vs. Gardner-Webb #	12	1-1	0-0	0-0	3	5	0	1	0	2
vs. Campbell #	15	1-2	0-0	2-4	4	3	0	1	0	4
vs. Butler #	10	0-0	0-0	0-0	2	3	0	0	0	0
Total	461	45-74	0-0	15-56	128	90	3	47	4	105

#1 MALCOLM LAWS

2014-15 Game-by-game (4 games, 0 starts - at Fla. Atlantic)

Opponent	MP	FG-A	3FG-A	FT-A	R	F	A	B	S	Pts
Wagner	5	2-3	1-2	1-2	3	1	0	0	0	6
at Central Florida	0+	0-0	0-0	0-0	0	0	0	0	0	0
Stetson	4	0-1	0-1	0-0	0	0	0	0	0	0
at Middle Tenn. State	2	0-0	0-0	0-0	0	0	0	0	0	0
Total	11	2-4	1-3	1-2	3	1	0	0	0	6

2015-16 Game-by-game (6 games, 0 starts)

Opponent	MP	FG-A	3FG-A	FT-A	R	F	A	B	S	Pts
Mississippi Valley State	4	0-1	0-0	1-2	1	1	0	0	0	1
Southeastern Louisiana	4	0-2	0-1	0-0	0	2	0	0	0	0
Arkansas-Pine Bluff	3	0-0	0-0	0-0	0	1	0	0	0	0
at Rutgers *	3	0-0	0-0	0-0	1	0	0	0	1	0
Minnesota *	3	0-0	0-0	0-0	0	0	0	0	0	0
Penn State *	2	0-0	0-0	0-0	0	0	0	0	0	0
Totals	19	0-3	0-1	1-2	2	4	0	0	1	1

2016-17 Game-by-game (5 games, 0 starts)

Opponent	MP	FG-A	3FG-A	FT-A	R	F	A	B	S	Pts
Penn State *	2	0-1	0-0	0-0	0	0	0	0	0	0
at Michigan State *	2	1-1	0-0	0-1	0	0	0	0	1	2
Illinois *	1	0-0	0-0	0-0	0	0	0	0	0	0
at Minnesota *	2	0-2	0-1	0-0	1	0	0	0	0	0
Michigan *	4	0-2	0-0	0-2	0	0	0	0	0	0
Totals	11	1-6	0-1	0-3	1	0	0	0	1	2

#5 GLYNN WATSON JR.

2015-16 Game-by-game (34 games, 16 starts)

Opponent	MP	FG-A	3FG-A	FT-A	R	F	A	B	S	Pts
Mississippi Valley State	22	2-9	0-4	2-4	3	4	3	0	2	6
at No. 11 Villanova	25	5-15	0-4	2-2	2	1	2	0	0	12
Delaware State	15	2-4	1-1	2-2	1	3	3	0	0	7
Southeastern Louisiana	22	5-11	2-2	2-3	4	2	3	0	0	14
Arkansas-Pine Bluff	20	2-4	1-1	1-1	1	0	3	0	2	6
vs. No. 24 Cincinnati	25	2-9	1-2	0-0	2	0	3	0	3	5
vs. Tennessee	17	2-6	0-0	6-6	1	2	2	0	3	10
No. 21 Miami	20	4-9	2-3	1-2	4	2	1	0	0	11
Abilene Christian	22	1-2	0-1	0-2	2	2	5	0	2	2
at Creighton	13	0-5	0-1	0-0	2	5	1	0	0	0
Rhode Island	21	7-9	2-2	1-2	2	2	2	0	1	17
Samford	28	1-7	1-5	2-2	1	2	4	0	1	5
Prairie View A&M #	27	0-3	0-1	2-2	3	0	2	0	2	2
Northwestern #	15	1-5	0-1	0-0	1	3	4	0	0	2
Indiana #	25	3-11	0-4	1-2	3	4				



at Wisconsin #	23	3-7	2-5	0-0	1	3	0	1	0	8
Penn State #	25	1-5	1-2	0-0	3	1	0	1	0	3
at No. 22 Indiana #	34	6-11	3-6	2-2	4	1	2	0	0	17
Ohio State #	34	5-11	5-10	1-2	4	3	2	0	0	16
at Penn State #	12	0-3	0-1	0-0	2	0	0	0	0	0
No. 15 Purdue *	4	0-0	0-0	0-0	0	0	0	0	0	0
at Northwestern *	8	0-0	0-0	0-0	0	0	1	0	0	0
vs. Rutgers ^	14	0-3	0-2	0-0	3	2	1	0	0	0
vs. Wisconsin ^	18	0-4	0-1	0-0	3	3	0	0	0	0
vs. No. 18 Maryland ^	12	1-6	1-5	0-0	1	3	1	1	0	3
Totals	577	55-157	34-100	20-29	90	45	35	5	14	164

2016-17 Game-by-game (30 games, 11 starts)

Opponent	MP	FG-A	3FG-A	FT-A	R	F	A	B	S	Pts
Sacramento State #	32	5-8	3-5	1-2	7	0	0	0	0	14
Mary #	19	3-8	3-8	0-0	6	0	4	0	0	9
Louisiana Tech #	34	6-11	4-6	5-6	5	2	1	0	2	21
vs. Dayton #	30	1-5	1-5	2-2	3	0	1	1	0	5
vs. No. 14 UCLA#	27	0-8	0-5	1-2	2	1	0	0	0	1
vs. Virginia Tech#	23	2-9	1-7	0-0	3	2	2	0	0	5
at Clemson#	23	0-2	0-2	0-0	3	0	0	0	0	0
at South Dakota #	33	5-13	4-9	2-2	6	0	0	0	1	16
No. 10 Creighton #	36	2-8	1-5	2-2	1	1	0	0	2	7
at No. 3 Kansas #	7	0-0	0-0	0-0	0	0	0	0	1	0
Gardner-Webb #	22	1-6	1-6	0-0	3	1	2	0	3	3
Southern	7	0-3	0-3	0-0	2	1	1	1	0	0
at No. 16 Indiana *	DNP-CD									
at Maryland *	3	0-0	0-0	0-0	0	0	0	0	1	0
Iowa *	6	1-1	0-0	0-0	0	0	0	0	0	2
Northwestern *	12	2-4	2-3	0-0	1	0	0	0	0	6
at Michigan *	11	3-5	2-4	0-0	1	2	0	0	0	8
Ohio State *	19	2-8	1-4	0-0	3	0	0	0	1	5
at Rutgers *	27	4-8	4-7	0-0	2	1	0	0	1	12
at Northwestern *	30	3-8	1-5	1-1	7	2	0	1	0	8
No. 20 Purdue *	33	5-7	4-6	7-10	3	0	1	2	0	21
Michigan State *	29	2-7	1-5	3-3	5	2	0	1	1	8
at Iowa #	34	7-13	2-6	0-0	2	1	2	1	0	16
No. 7 Wisconsin *	33	2-5	1-3	0-0	5	1	1	0	2	5
Penn State *	25	4-9	3-7	4-4	2	1	3	1	1	15
at Ohio State *	27	4-9	3-7	0-0	0	1	0	0	0	11
at Michigan State *	22	2-7	1-3	3-4	1	3	0	0	0	8
Illinois *	18	3-7	0-2	0-0	1	1	0	0	0	6
at Minnesota *	22	1-7	1-6	0-0	1	2	0	0	0	3
Michigan *	26	1-6	1-6	1-3	0	1	1	0	0	4
vs. Penn State ^	18	2-4	2-4	0-0	1	1	0	0	0	6
Totals	688	73-196	47-139	32-41	76	27	19	8	16	225

#11 EVAN TAYLOR

2014-15 Game-by-game (31 games, 15 starts - at Samford)

Opponent	MP	FG-A	3FG-A	FT-A	R	F	A	B	S	Pts
at Purdue	21	1-7	0-1	0-0	6	1	2	0	4	2
at Pittsburgh	27	0-7	0-3	0-0	3	2	1	1	1	0
Austin Peay	26	2-7	0-1	1-4	3	1	2	0	1	5
vs. Cal St. Northridge	20	2-4	0-1	1-2	3	4	2	0	1	5
vs. UMKC	14	0-3	0-1	0-0	1	1	0	0	1	0
at Kennesaw State	16	0-2	0-0	0-0	3	1	0	0	1	0
Jacksonville	25	5-8	1-3	1-4	3	1	1	0	0	12
VMI	13	0-7	0-1	0-0	4	1	0	0	0	0
at Furman	19	3-6	1-2	2-4	3	5	2	0	3	9
at Wake Forest	18	4-6	0-0	0-0	5	2	1	0	1	8
at Presbyterian College	9	1-4	0-0	0-1	1	1	1	0	0	2
Louisiana-Monroe	22	2-7	0-1	2-4	5	1	1	0	0	6
Campbell	18	1-1	0-0	0-1	3	3	2	0	0	2
Auburn-Montgomery	18	3-3	0-0	1-2	5	1	1	0	2	7
Wofford	23	2-5	1-2	0-0	2	4	2	0	0	5
ETSU #	25	3-6	1-2	1-2	2	1	3	0	0	8
at The Citadel #	20	2-4	0-1	2-2	2	2	1	1	2	6
at Wofford #	23	4-8	0-1	4-6	1	1	0	0	2	12
Chattanooga #	24	3-5	0-0	7-7	2	3	1	0	1	13
at Mercer #	22	3-8	0-1	0-0	3	1	2	2	1	6
UNC Greensboro #	20	2-6	0-0	0-0	3	4	4	0	1	4
Western Carolina #	20	0-0	0-0	0-1	1	0	0	0	1	0
Furman #	30	4-8	2-2	0-0	4	0	1	1	2	10
at Western Carolina #	22	3-4	1-1	2-3	5	4	0	0	1	9
at ETSU #	35	4-9	0-1	3-5	5	0	1	1	1	11
The Citadel #	23	3-5	0-0	0-0	2	2	1	0	2	6
at Chattanooga #	33	7-18	4-6	3-4	7	3	0	0	1	21
Mercer	19	2-6	2-3	0-0	3	2	2	0	1	6
at UNC Greensboro #	28	2-8	1-1	1-2	5	1	1	0	0	6
at VMI #	28	2-9	0-2	0-0	4	1	1	0	1	4
vs. UNC Greensboro #	32	4-9	0-3	5-6	4	2	1	1	1	13
Total	693	74-190	14-41	36-58	103	57	37	7	33	198

2016-17 Game-by-game (31 games, 21 starts)

Opponent	MP	FG-A	3FG-A	FT-A	R	F	A	B	S	Pts
Sacramento State	9	1-1	0-0	3-4	1	1	1	0	0	5
Mary	22	1-2	0-0	2-2	4	0	2	0	0	4
Louisiana Tech	26	1-2	0-0	0-0	3	1	1	1	0	2

vs. Dayton	16	0-4	0-1	0-0	6	1	3	0	0	0
vs. No. 14 UCLA	8	0-1	0-0	0-1	0	0	0	0	0	0
vs. Virginia Tech	11	1-1	0-0	0-0	0	2	0	0	1	2
at Clemson	10	1-4	0-1	0-0	0	3	0	0	0	2
South Dakota	15	1-4	0-1	0-0	3	0	0	0	1	2
No. 10 Creighton	9	2-3	0-0	0-0	1	2	0	0	0	4
at No. 3 Kansas	19	3-6	0-0	2-2	1	0	2	0	1	8
Gardner-Webb #	11	2-3	0-0	0-0	1	3	0	0	0	4
Southern	30	2-4	0-0	4-4	1	0	2	0	4	8
at No. 16 Indiana #	27	1-3	0-0	1-1	2	1	1	0	1	3
at Maryland #	28	2-6	0-1	0-0	8	3	0	0	0	4
Iowa #	42	3-9	0-1	0-5	5	2	3	1	2	6
Northwestern #	29	5-7	1-1	0-0	2	2	4	0	3	11
at Michigan #	36	5-9	1-2	0-0	5	5	2	0	2	11
Ohio State #	33	4-9	0-2	3-4	8	1	2	0	3	11
at Rutgers #	39	3-11	0-2	4-4	6	2	1	0	4	10
at Northwestern #	28	2-4	0-1	0-0	3	5	1	0	0	4
No. 20 Purdue #	30	1-4	0-0	0-0	5	2	2	1	2	2
Michigan State #	31	1-3	0-1	0-0	3	3	0	0	1	2
at Iowa #	32	2-5	0-2	3-3	4	2	1	0	1	7
No. 7 Wisconsin #	23	1-3	0-1	0-0	2	0	0	0	0	2
Penn State #	31	3-5	0-0	2-3	4	1	2	0	0	8
at Ohio State #	23	0-5	0-0	0-0	2	2	2	0	0	0
at Michigan State #	32	5-8	0-0	1-1	3	5	3	0	0	10
Illinois #	25	3-7	1-2	2-2	3	3	0	0	0	9
at Minnesota #	27	2-7	1-3	0-0	2	0	1	0	1	5
Michigan #	21	0-4	0-0	0-0	0	2	1	0	0	0
vs. Penn State #	32	6-11	2-3	1-1	1	0	0	0	1	15
Totals	755	64-155	6-25	27-37	89	54	37	3	28	161

#13 ANTON GILL

2013-14 Game-by-game (14 games, 0 starts - at Louisville)

Opponent	MP	FG-A	3FG-A	FT-A	R	F	A	B	S	Pts
College of Charleston	3	0-0	0-0	0-2	0	0	1	0	0	0
Hofstra	8	0-3	0-2	0-0	1	0	0	0	0	0
Cornell	9	2-6	0-4	0-0	4	1	1	0	0	4
Hartford	5	0-1	0-1	0-0	0	0	0	0	1	0
Fairfield	3	0-0	0-0	0-0	0	2	0	0	0	0
No. 24 North Carolina	2	0-0	0-0	0-0	0	0	0	0	0	0
Southern Miss	2	0-0	0-0	0-0	1	1	0	0	0	0
UMKC	12	3-5	1-3	0-0	3	5	0	0	0	7
Louisiana-Lafayette	5	0-0	0-0	3-4	1	0	0	0	0	3
Missouri State	3	1-1	1-1	0-2	0	0	0	0	0	3
at Florida International	7	1-1	1-1	1-2	1	1	0	0	0	4
at Central Florida	3	0-0	0-0	0-0	0	0	0	0	0	0
at Rutgers	1	0-0	0-0	0-0	1	0	0	0	0	0
Houston	15	2-6	2-5	0-0	1	2	0	0	0	6
at South Florida	12	0-1	0-1	0-0	1	1	1	0	1	0
Central Florida	1	0-0	0-0	0-0	0	0	0	0	0	0
at Houston	2	0-1	0-1	0-0	0	0	0	0	0	0
at Temple	8	1-3	1-3	0-0	1	0	0	0	1	3
Rutgers	12	1-2	0-1	0-0	1	1	2	0	0	2
South Florida	2	0-0	0-0	0-0	0	0	0	0	0	0
Temple	14	0-2	0-2	0-0	0	1	0	0	0	0
No. 19 Connecticut	5	0-2	0-0	0-2	0	1	0	0	1	0
vs. Kentucky %	2	0-0	0-0	0-0	0	0	0	0	0	0
Totals	136	11-34	6-25	4-12	16	16	5	0	4	32

2014-15 Game-by-game (31 games, 0 starts - at Louisville)

Opponent	MP	FG-A	3FG-A	FT-A	R	F	A	B	S	Pts
vs. Minnesota	19	0-5	0-3	1-4	4	4	1	0	1	1
Jacksonville State	12	4-5	0-1	0-1	6	2	1	0	1	8
Marshall	6	1-3	0-2	0-2	0	2	0	0	1	2
Savannah State	21	3-8	1-4	2-3	1	1	1			



2017-18 NEBRASKA BASKETBALL

CAREER GAME-BY-GAME TOTALS

Butler #	33	5-14	1-5	6-7	5	3	2	0	0	17
at Marquette #	38	13-20	2-6	4-5	9	3	0	1	3	32
at No. 3 Villanova #	28	3-8	0-4	0-0	13	4	1	1	1	6
vs. DePaul #	34	3-7	0-2	0-0	4	1	3	0	0	6
vs. No. 3 Villanova #	33	3-7	2-4	0-0	7	1	3	0	0	8
Totals	1057	130-303	34-125	71-90	179	68	66	20	25	38

2016-17 Game-by-game (7 games, 5 starts - at Georgetown)

Opponent	MP	FG-A	3FG-A	FT-A	R	F	A	B	S	Pts
USC Upstate #	19	3-3	0-0	4-5	3	2	0	1	2	10
Maryland #	37	3-14	0-3	7-8	13	2	0	3	2	13
Arkansas State #	32	3-8	0-2	5-6	4	4	1	0	0	11
vs. No. 13 Oregon #	24	1-8	0-3	0-0	3	3	0	0	1	2
vs. No. 16 Wisconsin #	17	0-5	0-1	0-0	0	0	1	0	1	0
vs. Oklahoma State	3	1-1	0-0	0-0	0	0	0	0	0	2
Elon	5	0-1	0-1	0-0	0	1	0	0	0	0
Totals	137	11-40	0-10	16-19	23	12	6	0	6	38

#15 ISAIAH ROBY

2016-17 Game-by-game (30 games, 4 starts)

Opponent	MP	FG-A	3FG-A	FT-A	R	F	A	B	S	Pts
Sacramento State	10	0-2	0-0	2-2	1	2	0	0	0	2
Mary	24	3-5	1-1	0-0	2	4	0	1	0	7
Louisiana Tech	10	0-2	0-1	2-2	3	1	0	0	0	2
vs. Dayton	11	1-2	0-1	0-1	0	1	0	2	0	2
vs. No. 14 UCLA	8	1-2	0-0	1-2	1	1	0	0	1	3
vs. Virginia Tech	12	0-2	0-1	0-0	0	3	1	0	1	0
at Clemson	8	0-0	0-0	0-0	2	0	0	1	0	0
South Dakota	17	3-4	0-0	2-2	2	0	2	1	1	8
No. 10 Creighton	13	1-9	0-3	2-2	8	3	1	1	0	4
at No. 3 Kansas	13	0-4	0-0	0-0	3	0	2	1	0	0
Gardner-Webb	12	3-4	0-1	0-0	4	2	1	0	0	6
Southern	16	2-4	0-2	0-0	3	0	0	1	0	4
at No. 16 Indiana *	21	3-5	0-0	2-2	6	3	3	1	0	8
at Maryland *	23	2-3	0-0	0-0	2	3	0	3	3	4
Iowa *	8	0-0	0-0	0-0	2	3	1	0	1	0
Northwestern *	17	1-2	1-1	0-0	1	1	2	0	1	3
at Michigan **	29	3-5	1-2	0-0	3	1	1	1	2	7
Ohio State **	29	1-2	0-1	0-0	8	0	1	4	0	2
at Rutgers **	8	0-3	0-2	0-0	3	2	1	1	0	0
at Northwestern **	20	0-1	0-0	0-0	0	3	1	1	0	0
No. 20 Purdue *	4	1-1	0-0	0-0	1	0	0	0	0	2
Michigan State *	11	0-2	0-0	1-2	5	0	0	1	1	1
at Iowa *	14	1-4	0-0	0-0	1	4	1	0	0	2
No. 7 Wisconsin *	15	2-5	0-0	0-0	8	5	0	3	2	4
Penn State *	19	3-4	0-0	0-0	2	4	0	0	0	6
at Ohio State * DNP-Ankle										
at Michigan State *	18	0-5	0-1	2-2	5	3	3	0	0	2
Illinois *	11	1-1	0-0	0-0	2	2	0	0	0	2
at Minnesota *	14	1-3	0-1	1-2	6	1	1	2	0	3
Michigan *	23	4-5	1-1	1-2	2	2	0	0	2	10
vs. Penn State	19	0-3	0-1	0-0	2	4	0	0	1	0
Totals	457	37-94	4-20	16-21	88	58	22	25	16	94

#20 TANNER BORCHARDT

2015-16 Game-by-game (8 games, 0 starts)

Opponent	MP	FG-A	3FG-A	FT-A	R	F	A	B	S	Pts
Mississippi Valley State	4	2-2	0-0	0-0	2	2	0	0	0	4
Southeastern Louisiana	5	0-0	0-0	0-0	0	0	0	0	0	0
Arkansas-Pine Bluff	5	0-0	0-0	0-0	0	1	0	0	0	0
Prairie View A&M	2	0-0	0-0	0-0	1	0	0	0	0	0
at Rutgers *	4	0-0	0-0	0-0	2	0	0	0	0	0
Minnesota *	4	0-0	0-0	0-0	1	1	0	0	0	0
Rutgers *	2	1-1	0-0	0-0	2	0	0	0	0	2
Penn State *	2	0-0	0-0	0-0	1	1	0	0	0	0
Totals	28	3-3	0-0	0-0	9	5	0	0	0	6

2016-17 Game-by-game (1 game, 0 starts)

Opponent	MP	FG-A	3FG-A	FT-A	R	F	A	B	S	Pts
Penn State *	1	0-0	0-0	0-0	0	1	0	0	0	0
Totals	1	0-0	0-0	0-0	0	1	0	0	0	0

#24 JAMES PALMER JR.

2014-15 Game-by-game (38 games, 5 starts - at Miami)

Opponent	MP	FG-A	3FG-A	FT-A	R	F	A	B	S	Pts
Howard	18	2-5	2-5	0-0	2	1	2	1	1	6
at No. 8 Florida	27	4-9	2-3	0-0	0	2	0	0	0	10
vs Drexel	12	2-3	2-2	0-0	0	0	0	0	0	6
vs Akron	23	3-5	2-4	0-0	3	1	0	1	0	8
vs Charlotte	23	5-7	2-3	0-0	2	0	1	0	1	12
at Charlotte	21	1-4	0-2	1-2	2	2	0	1	0	3
South Alabama	23	3-7	0-3	0-1	4	0	3	1	0	6
No. 24 Illinois	9	0-2	0-1	0-0	0	0	0	0	0	0
Green Bay	16	0-2	0-1	0-0	0	2	2	0	0	0
Savannah State	11	1-2	0-1	0-0	1	0	0	0	1	2

Eastern Kentucky	4	0-0	0-0	0-0	1	0	0	0	0	0
vs. Providence	8	0-0	0-0	0-0	0	3	2	0	0	0
College of Charleston	25	2-5	1-3	0-2	2	0	3	1	0	5
No. 3 Virginia	6	0-2	0-1	0-0	0	0	1	0	0	0
Boston College	3	0-0	0-0	0-0	0	0	0	0	0	0
at No. 4 Duke	5	1-2	0-1	0-0	2	1	0	0	0	2
at No. 12 Notre Dame	19	3-3	2-2	3-4	1	0	0	0	0	11
NC State	12	2-3	2-3	1-2	0	0	0	0	0	7
at Syracuse	12	1-3	0-2	0-0	1	1	1	0	0	2
Georgia Tech	19	3-6	0-2	0-0	2	1	0	0	0	6
at Florida State	3	0-1	0-0	0-0	1	0	0	0	0	0
No. 9 Louisville	8	1-4	0-2	1-2	1	2	0	0	0	3
Clemson	11	1-5	0-2	0-0	3	0	0	0	0	2
at Wake Forest	14	2-4	0-1	2-2	3	1	1	0	0	6
at Boston College#	24	0-4	0-3	2-2	3	3	0	1	1	2
Virginia Tech#	23	3-8	2-5	0-0	3	1	3	0	0	8
at No. 12 Louisville	3	0-0	0-0	0-0	0	0	0	1	0	0
Florida State	1	0-0	0-0	0-0	0	0	0	0	0	0
No. 15 North Carolina	5	0-0	0-0	0-0	0	0	0	0	0	0
at Pittsburgh	6	0-2	0-1	0-0	0	2	0	0	0	0
at Virginia Tech#	27	5-10	5-5	2-2	4	2	1	0	0	17
vs. Virginia Tech#	16	1-1	0-0	0-0	3	1	1	0	0	2
vs. Notre Dame#	15	1-4	0-1	0-0	2	1	1	0	0	2
North Carolina Central#	4	0-1	0-0	0-0	2	0	1	0	0	0
Alabama #	7	1-3	0-1	0-0	0	0	2	0	0	2
at Richmond #	9	0-2	0-0	2-2	1	0	0	0	0	2
vs. Temple #	19	2-5	0-2	0-0	4	2	0	1	0	4
vs. Stanford #	13	2-2	1-1	1-2	1	0	0	0	1	6
Totals	504	52-126	23-63	15-23	54	28	25	9	5	142

2015-16 Game-by-game (34 games, 0 starts - at Miami)

Opponent	MP	FG-A	3FG-A	FT-A	R	F	A	B	S	Pts
UT-Rio Grand Valley	23	3-7	2-4	3-4	6	0	3	0	0	11
Louisiana	11	0-2	0-0	0-0	2	1	0	0	0	0
vs Mississippi State	21	6-9	2-3	0-2	2	0	1	0	0	14
vs No. 16 Utah	15	2-2	2-2	0-0	1	1	2	0	0	6
No. 22 Butler	11	1-2	0-1	0-0	1	2	1	0	0	2
Northeastern	9	1-5	0-1	0-0	0	0	1	0	0	2
at Nebraska	3	0-0	0-0	0-0	0	1	0	0	0	0
Charlotte	26	3-8	0-1	1-1	3	0	1	1	1	7
Florida	10	0-3	0-1	0-0	1	0	1	0	0	0
College of Charleston	19	2-4	0-2	0-2	2	0	1	0	1	4
at La Salle	22	1-6	1-3	3-4	2	3	1	0	1	6
Princeton	9	2-4	1-3	0-0	4	1	1	0	0	5
Syracuse	8	1-3	0-1	1-1	2	0	1	0	0	3
Florida State	4	0-1	0-0	0-0	1	0	0	0	1	0
at No. 13 Virginia	8	0-1	0-0	0-0	0	0	3	0	0	0
at Clemson	0	0-0	0-0	0-0	0	0	0	0	0	0
at Boston College	10	1-3	0-1	1-2	0	1	1	0	2	3
Wake Forest	10	2-3	2-2	1-2	0	0	0	0	2	7
No. 24 Duke	11	1-5	1-4	3-4	0	0	0	1	1	6
at NC State	13	1-1	0-0	2-2	0	0	1	0	0	4
Notre Dame	10	0-3	0-2	0-0	0	0	0	1	0	0
at Georgia Tech	6	0-2	0-1	1-2	1	0	0	0	0	1
Pittsburgh	7	1-2	0-1	3-3	0	0	0	0	2	5

at Florida State	7	0-1	0-1	0-0	0	1	0	0	0	0
Virginia Tech	25	3-9	0-1	0-0	3	3	1	0	1	6
at No. 5 North Carolina	16	1-4	0-2	1-1	0	2	0	1	1	3
No. 3 Virginia	3	0-0	0-0	0-0	0	0	0	0	0	0
No. 11 Louisville	15	3-3	0-0	0-0	0	0	0	0	0	6
at Notre Dame	14	1-4	1-3	0-0	1	0	0	2	0	3
at Virginia Tech	26	1-5	0-3	2-2	5	1	3	1	1	4
vs Virginia Tech	7	1-3	0-2	0-0	0	2	0	0	0	2
vs Buffalo %	4	0-0	0-0	0-0	1	0	0	0	0	0
vs. Wichita State%	2	0-0	0-0	0-0	0	0	0	0	0	0
vs. No. 6 Villanova%	9	1-2	1-2	3-5	1	0	0	0	0	6
Totals	394	39-107	13-47	25-37	39	19	25	5	14	116

#3



COACHING STAFF

HEAD COACH TIM MILES

TIM MILES

HEAD COACH · SIXTH SEASON

The story of Tim Miles building programs goes back over two decades at three different levels of college basketball.

For Miles, the only active coach who has taken teams to the postseason at the Division I, Division II and NAIA ranks, his coaching journey began at Mayville State, an NAIA program which had won four games in two previous seasons. He guided the school to 17 and 18-win seasons in his two years at the school. At Southwest Minnesota State, he turned a program that had one winning season in a decade to the NCAA Division II Elite Eight in just four seasons. At North Dakota State, he took a Division II program to the Division I ranks and positioned the school to enjoy unprecedented success at the Division I level. At Colorado State, he built a program that made it to three straight postseason appearances and left the foundation for one of the most successful seasons in school history before he was named the 27th head coach in Nebraska's history on March 24, 2012.

Miles has continued his program-building ways at Nebraska, leading the school to its first NCAA Tournament appearance in 16 seasons in 2014. For his efforts, he won the Jim Phelan Award for national coach of the year, and was selected as the Big Ten Coach of the Year by his peers.

Miles has continued the building process at Nebraska as the foundation now includes eight players who were among the nation's top 150 players by Rivals in their respective

recruiting classes. All of those players arrived at Nebraska over the last three years, as the Huskers have put together their deepest roster in Miles' six seasons.

The 2016-17 Huskers faced one of the toughest schedules in school history, as the slate ranked 10th in the final RPI, the highest recorded ranking by NU in at least 15 seasons. Nebraska earned three victories over conference champions, highlighted by an 83-80 win over Big Ten regular-season champion Purdue, and won its first three conference games for the first time since the 1975-76 season. Senior Tai Webster capped a stellar career by earning second-team All-Big Ten honors, ranking among the conference leaders in scoring, assists and steals. He became the fifth Husker to earn All-Big Ten accolades under Miles.

In 2015-16, Miles guided a youthful Husker squad to 16 wins against a schedule featuring 10 ranked opponents. More than 55 percent of the Huskers' offense in 2015-16 was by players in their first year of the program. The Huskers also won multiple games in the conference tournament for the first time in a decade, including a win over a Wisconsin team which eventually reached the NCAA Sweet 16.

The team was led by senior Shavon Shields, who garnered second-team All-Big Ten honors by the conference coaches to lead a pair of All-Big Ten picks. Shields also shined off the court, as he was named to the NABC Good Works Team and repeated

as CoSIDA Academic All-American. For his efforts, he was named Nebraska's Big Ten Medal of Honor Winner and UNL's Male Student-Athlete of the Year, becoming the first Husker basketball player to ever receive both honors.

In 2014-15, the Huskers garnered their first national ranking since 1995 and enjoyed record-setting attendance numbers, establishing a school-record attendance of 15,569 fans per game to rank 10th nationally.

Individually, Terran Petteway earned All-Big Ten honors for the second straight year and was one of four Huskers to sign professional contracts in 2015. Miles' program also enjoyed a first in the classroom, as Shields became the first Husker basketball player to be named a first-team Academic All-American.

In 2013-14, the Huskers, who were picked to finish last in the Big Ten, became one of the big stories in college basketball, going 19-13 and reaching the NCAA Tournament for the first time since 1998. The Huskers opened Big Ten play with a 1-5 record before orchestrating a turnaround which saw them win 10 of their final 12 Big Ten games to finish fourth with an 11-7 record. The stretch included a pair of wins over top 10 teams – a 60-51 win at No. 9 Michigan State which was the Huskers' first road win over a top-10 team since 1997 - and a 77-68 win over a Wisconsin team which reached the Final Four. Nebraska's 11 conference wins were the most by the Huskers since 1966. Nebraska finished second in the Big Ten in field goal percentage defense (.415) and third in scoring defense (64.3 ppg) during conference play.

Petteway became the first Husker to win a Big Ten scoring title, as he averaged 18.1 points per game en route to first-team All-Big Ten honors.

In 2013-14, Nebraska averaged 15,419 fans per game, a jump of 5,067 fans per game from the previous year and the largest increase by any program in a decade. The Huskers went 15-1 at home in 2013-14, the best home record by a Husker team since the 1982-83 campaign and the best record in the Big Ten during 2014-15.

Miles' energetic personality has also spurred unprecedented fan interest in the Husker program. Nebraska is one of only nine programs in college basketball to average at least 15,000 fans per game in each of the last four seasons.

In his first season at Nebraska, Miles took a team that returned one starter and two of its top nine scorers, and improved the Huskers' win total from 12 to 15 despite



ABOUT MILES

RECORD AT NEBRASKA

75-86 (Five Seasons)

CAREER RECORD

358-306 (22 Seasons)

EDUCATION

- » B.S., University of Mary, 1989
- » M.A., Northern State, 1990

COACHING EXPERIENCE

- » Nebraska
 - Head Coach (2012-present)
- » Colorado State,
 - Head Coach (2007-12)
- » North Dakota State
 - Head Coach (2001-07)
- » Southwest Minnesota State
 - Head Coach (1997-2001)
- » Mayville State
 - Head Coach (1995-97)
- » Northern State
 - Assistant Coach (1989-1995)

FAMILY/PERSONAL

- » Wife: Kari
- » Daughter: Ava (17)
- » Son: Gabriel (13)
- » Date of Birth: Aug. 20, 1966
- » Hometown: Doland, S.D.
- » High School: Doland (1985)

HONORS AND AWARDS

- » Jim Phelan Award (2013-14)
- » Big Ten Coach of the Year (2013-14)
- » Mayville State Hall of Fame (2016)
- » Northern State University Hall of Fame Jim Kretchman Coaching Award (2014)
- » USBWA District VIII Coach of the Year, (2011-12)
- » Southwest Minnesota State University Athletics Hall of Honor (2011)
- » Colleg Insider.com Mountain West Coach of the Year (2009-10)
- » University of Mary Hall of Fame Inductee (2007)
- » CBS Sportsline Division I Independent Coach of the Year (2005-06)
- » Finalist for the Hugh Durham Mid-Major Coach of the Year Award (2005-06)
- » North Central Region Coach of the Year (2000-01)
- » Northern Sun Conference Coach of the Year (2000-01)
- » NDCAC Coach of the Year (1995-96)

COACHING STAFF





facing a school-record 10 ranked teams. Nebraska posted wins over a trio of NCAA Tournament teams before capping the season with a win over Purdue in the Big Ten Tournament – the program’s first Big Ten Tournament victory. Not a bad feat for a program that was a near unanimous choice for the league cellar by the league’s pundits.

Before taking the Nebraska job, Miles spent five seasons building the Colorado State program into a contender in the Mountain West Conference. He increased his victory total in each of his five years at CSU, culminating in a 20-12 record and the school’s first NCAA appearance in nine seasons during his final year in Fort Collins. After winning 16 games in his first two years at CSU, his teams went 55-41 over the last three years, reaching postseason play in each campaign.

The 2011-12 Rams posted the school’s first 20-win season since the 1997-98 campaign while playing a schedule rated as the fourth-toughest in the country. Colorado State set a school record with three wins over ranked teams and placed three players on the All-Mountain West team. Miles was named the District VIII Coach of the Year by the U.S. Basketball Writers Association for his efforts. The Rams’ 20-win season was only the seventh in the program’s 108 seasons of competition despite playing a school-record eight ranked foes.

The Rams were one of four Mountain West teams to receive bids in the 2012 NCAA Tournament. CSU averaged 70.1 points per game on the season and topped the Mountain West Conference in field-goal percentage (47.1), 3-point percentage (40.0) and free throw percentage (76.8) and was one of two programs in the country to rank in the top 10 in both free throw percentage and 3-point percentage.

Three of Miles’ players earned All-Mountain West honors, marking the program’s most honorees in its half century affiliation with the WAC or Mountain West conferences. Wes Eikmeier earned first-team

Mountain West honors after averaging 15.5 points per game, while Dorian Green and Pierce Hornung were both third-team honorees. Hornung also was named to the league’s all-defensive team in 2011-12.

In 2010-11, Miles guided the program to a 19-13 record, a fourth-place finish in the Mountain West, and a berth in the NIT, reaching milestones at every step along the way. The 2010-11 campaign marked the Rams’ first winning season since 2007, and the squad became the 10th in program history to record 19 or more victories in a single season.

The Rams’ nine conference victories were the most for CSU since the formation of the Mountain West in 1999-2000, and CSU’s fourth-place finish was the best since a fourth-place finish in the inaugural MW season. Miles and the Rams received votes in the top-25 national polls for the first time since 2005-06, and he became just the third coach in the program’s 100-year plus history to take the Rams to back-to-back postseason appearances. The Rams also won the ESPN Cancun Governor’s Cup, defeating Southern Miss in the title game. Andy Ogide became only the second Ram to earn first-team Mountain West honors as he averaged 17.2 points and 7.7 rebounds per game in 2010-11. He was also a first-team all-district honoree from the NABC.

Miles’ third Colorado State team continued to make improvements, as the 2009-10 Rams won 16 games and reached postseason play for the first time since 2003 with a berth in the 2010 College Basketball Invitational (CBI). For his efforts, Miles was selected as the Mountain West Coach of the Year by CollegeInsider.com in 2010.

During his first two years, Miles began to build the Colorado State program despite battling numerous injuries. In 2007-08, he led a roster that featured just one returning starter to early season success, including a tournament championship at the Top of the World Classic in Fairbanks, Alaska. And, after battling through a tough conference



Tim Miles has guided four schools to postseason berths, including Nebraska’s first NCAA Tournament appearance in 16 seasons during the 2013-14 season.

MILES’ YEAR BY YEAR

Years	Team	Record	Pct.	Postseason/Notes
1995-96	Mayville State	17-11	.607	NAIA-II National Tournament
1996-97	Mayville State	18-11	.621	NAIA-II National Tournament
Two seasons		35-22	.614	
1997-98	SW Minnesota State	16-11	.593	--
1998-99	SW Minnesota State	16-11	.593	--
1999-00	SW Minnesota State	18-10	.643	--
2000-01	SW Minnesota State	28-7	.800	NCAA Div. II Elite 8
Four seasons		78-39	.667	
2001-02	North Dakota State	11-15	.423	--
2002-03	North Dakota State	20-11	.645	--
2003-04	North Dakota State	16-13	.552	--
2004-05	North Dakota State	16-12	.571	Transition Year to Div. 1
2005-06	North Dakota State	16-12	.571	First Year in Division I
2006-07	North Dakota State	20-8	.714	--
Six seasons		99-71	.582	
2007-08	Colorado State	7-25	.219	--
2008-09	Colorado State	9-22	.290	--
2009-10	Colorado State	16-16	.500	CBI 1st Round
2010-11	Colorado State	19-13	.594	NIT 1st Round
2011-12	Colorado State	20-12	.625	NCAA 2nd Round
Five seasons		71-88	.447	
2012-13	Nebraska	15-18	.454	--
2013-14	Nebraska	19-13	.594	NCAA 2nd Round
2014-15	Nebraska	13-18	.419	--
2015-16	Nebraska	16-18	.471	--
2016-17	Nebraska	12-19	.387	--
Five seasons		75-86	.466	
Career	22 seasons	358-306	.539	

COACHING STAFF



Tim Miles has been active in selling the basketball program, whether it is celebrating with students after a big win, interviewing his dad at the season-opening event, speaking at community events or welcoming back former players like Tyronn Lue for Legends Weekend. Coach Miles is also active on Twitter, where he is one of the most followed coaches in college basketball and provides fans a unique look into the Husker program. To follow Coach Miles on twitter, visit [Twitter.com/CoachMiles](https://twitter.com/CoachMiles).

COACHING STAFF



The Miles family (from left): Kari, Ava, Gabriel and Tim.

slate, the Rams ended the season on a high note with a victory over rival Wyoming in the opening round of the Mountain West tournament.

His second season in Fort Collins proved to be just as fruitful as the Rams continued to make strides. Miles led the Rams to early season victories over Montana and Northern Colorado, both of which had beaten the Rams the previous year, and lost a one-point game against Minnesota. In addition, the Rams boosted their win column with four conference wins against UNLV, Air Force (twice) and TCU.

While establishing a tradition of winning in college basketball, Miles' philosophy extends far beyond the basketball court. He and his staff are committed to academics and the success of their student-athletes in the classroom.

At Nebraska, he has had 15 Academic All-Big Ten honorees, including a conference-best five honorees in 2015.

At Colorado State, he donated back to the school and the community by capping the J.J. Williams scholarship endowment in 2011 and establishing the Ram Basketball Legacy scholarship endowment, while making a contribution to School is Cool, a CSU driven program to support Poudre School District.

With 22 years of experience as a head coach at four institutions, he has compiled a career record of 358-306 that includes three conference championships and seven postseason tournament appearances.

Before taking over the Colorado State program, Miles spent six seasons at North Dakota State, guiding the Bison through the transition to the Division I ranks. He won at least 16 games in each of his final five seasons at the school, including the program's first three years at the Division I level. Miles' tenure at NDSU was highlighted by a pair of road wins over top-15 squads in his final two seasons.

In 2005-06, the Bison, who started three redshirt freshmen, snapped Wisconsin's 27-game win streak against non-conference foes with a 62-55 win over the 13th ranked Badgers, marking one of only 10 non-conference home losses in Bo Ryan's 15 seasons at Wisconsin.

In his final season at NDSU, Miles guided the Bison team that had one senior on the roster to a 20-8 record, including a 64-60 win at eighth-ranked Marquette in the championship game of the 2006 Blue and Gold Classic. North Dakota State was one of only two independent programs with a winning record in 2006-07.

Miles showed his ability to turn around programs during his tenure at Southwest Minnesota State University. He took a program that had only one winning season in the previous decade and went 78-39 in his four seasons at the school, recorded the first 20-win season in school history, and led Southwest Minnesota State to back-to-back winning seasons for the first time in more than two decades.

In his final year at the school, the Mustangs won a school-record 28 games, captured the 2001 Northern Sun Intercollegiate Conference championship, won the NCAA North Central Regional championship and reached the Division II Elite Eight. For his efforts, Miles was named the NSIC and North Central Region Coach of the Year following the 2000-01 campaign.

Miles began his head coaching career at Mayville (N.D.) State University, guiding the program to a 35-22 record from 1995 to 1997 and a pair of conference titles after Mayville State went 4-44 during the previous two seasons.

He began his coaching career as an assistant coach at Northern State for six seasons from 1989-90 through 1994-95 and helped the Wolves to five NAIA playoff appearances and five regional titles. He was the recruiting coordinator for NSU and was responsible for bringing in and coaching five All-Americans at that school. Northern State reached the NAIA National Championship game in both 1993 and 1994.

A native of Doland, S.D., he graduated from the University of Mary in Bismarck, N.D., in 1989 and earned a master's degree in health and physical education from Northern State in Aberdeen, S.D., in 1990. He was inducted into the University of Mary Athletic Hall of Fame in 2007.

Miles, and his wife, Kari, have one daughter, Ava, and one son, Gabriel.



KENYA HUNTER

ASSISTANT COACH · FIFTH SEASON

Kenya Hunter is in his fifth season at Nebraska after joining the staff in June of 2013. In his role, Hunter coaches the Husker wing players and also assists in player development and opponent scouting. He had previously worked with the Husker post players. During his first four seasons, four of his players have signed professional contracts.

Hunter played a significant role in the development of All-Big Ten performers Terran Petteway and Shavon Shields. Petteway was a two-time All-Big Ten performer who led the conference in scoring in 2013-14, while Shields finished his career as one of five players in school history with 1,500 points and 600 rebounds.

Hunter has played a major role in the Huskers' recruiting efforts, as NU has added nine players who were among the nation's top 150 players in their classes by ESPN.com or Rivals.com over the last three seasons.

Prior to joining the Husker program, Hunter spent six seasons at Georgetown and was instrumental in helping the Hoyas to a pair of Big East titles (2008 and 2013), five 20-win seasons and five NCAA Tournament bids in his tenure. His teams were ranked in the top 10 during each of the six seasons at the school and were either a No. 2 or No. 3 seed in the NCAA Tournament four times in that span.

In his tenure at Georgetown, Hunter played a significant role in the development of four NBA players. The group included all-star Roy Hibbert and Greg Monroe, who was the No. 7 pick of the Detroit Pistons in the 2010 NBA Draft. Most recently, Hunter developed Otto Porter, who was the Big East Player of the Year in 2012-13, and the No. 3 pick in the 2013 NBA Draft.

Hunter has worked with some of college basketball's top coaches, including Thompson, Arizona's Sean Miller and Herb Sendek. Hunter has helped 12 teams reach postseason play over the last 16 seasons, including 11 NCAA appearances.

At Georgetown, he was involved in offensive and defensive on-court coaching and opponent scouting while also playing a leading role in the Hoyas' recruiting efforts. Three of Hunter's recruiting classes were among the top 25 nationally, as he played a major role in the recruitment of 11 players who were ranked among the top 100 nationally by either ESPN.com or Rivals.com. His ability to develop players resulted in five players earning first-team All-Big East honors and two Big East Rookies of the Year, while



Porter was honored as Georgetown's first Big East Player of the Year since 2007.

Prior to joining the Georgetown staff, Hunter spent three years as an assistant coach at Xavier University, where he helped Coach Sean Miller to back-to-back 20-win seasons, including a 25-9 record and a second-round appearance in the 2007 NCAA Tournament. At Xavier, he assisted in on-court coaching as well as playing a major role in recruiting.

Hunter also has experience in the ACC, spending two stints at North Carolina State. He served as Director of Basketball Operations for the Wolfpack from 2000 to 2004. He was responsible for the day-to-day administrative responsibilities for the men's program, which made three straight NCAA Tournaments during his tenure.

He began his full-time coaching career at his alma mater, Duquesne, spending two seasons at the school. Hunter was responsible for on-floor coaching and off-campus recruiting. He helped the Dukes staff bring in the top recruiting class in the Atlantic 10 in 1999.

A four-year letterwinner point guard for Duquesne (1993-96), Hunter finished his career ranked third on the Dukes' all-time assist list (439). He tallied 971 points and 218 steals while shooting 74.4 percent from the free throw line and 35.1 percent from the three-point arc. After starting 93 of his 103

career games for the Dukes, Hunter was a two-time recipient of the Sihugo Green Award, presented annually to Duquesne's top upperclassman. He was also a three-year captain. During his playing career at Duquesne, Hunter spent the summers as an assistant coach for an AAU squad, the Pittsburgh Jots. He worked with Head Coach John Miller, the father of Sean Miller and Indiana coach Archie Miller.

In high school, Hunter starred on the gridiron as well as the hardwood. He was an accomplished football quarterback as well as a point guard at Wakefield High School in Arlington, Va. Following his high school career, he teamed with former Syracuse guard Lawrence Moten to lead New Hampton School in New Hampshire to a 23-3 record prior to enrolling at Duquesne.

Hunter completed his liberal arts degree at Duquesne in 1996, and earned his master's degree in education from North Carolina State in 1998. While earning his master's degree, Hunter was a student manager at North Carolina State under Herb Sendek from 1996 to 1998 and accompanied the Wolfpack to a pair of NIT appearances.

Hunter is married to the former Johnnie Brown of Durham, N.C. The couple has a son, Jaylin and a daughter, Kendall.



ABOUT HUNTER

EDUCATION

- » B.A., Duquesne, 1996
- » M.A., North Carolina State, 1998

COACHING EXPERIENCE

- » Nebraska
 - Assistant Coach (2013-present)
- » Georgetown
 - Assistant Coach (2007-13)
- » Xavier
 - Assistant Coach (2004-07)
- » North Carolina State
 - Director of Basketball Operations (2000-04)
- » Duquesne
 - Assistant Coach (1998-2000)
- » North Carolina State
 - Student Manager (1996-98)

FAMILY

- » Wife: Johnnie
- » Son: Jaylin (16)
- » Daughter: Kendall (13)



MICHAEL LEWIS

ASSISTANT COACH · SECOND SEASON

One of the greatest point guards in Indiana basketball history, Michael Lewis is in his second season on the Husker basketball coaching staff after joining the staff in May of 2016.

Lewis, who spent five seasons at Butler before coming to Nebraska, works with the Husker guards. Last season, Tai Webster earned second-team All-Big Ten honors and set career highs in both scoring and assists, while sophomore Glynn Watson was among the Big Ten leaders in scoring and steals.

During his five years at Butler, the Bulldogs made four postseason appearances, including three NCAA Tournaments. In each of the three NCAA appearances, the Bulldogs won at least one NCAA game, including wins over Texas (2015) and Texas Tech (2016). He was also part of a Butler program which orchestrated the fourth-best win improvement in Big East history in 2014-15. In his tenure at Butler, he coached four players who combined for six all-conference awards, including a trio of first-team honorees. Off the court, three of his players garnered CoSIDA Academic All-America honors, while Kellen Dunham and Alex Barlow combined to earn three straight Big East Scholar-Athletes of the Year in his tenure at Butler.

In 2015-16, the Bulldogs went 22-11 before falling to Virginia in the second

round of the NCAA Tournament. Three players earned All-Big East honors, including second-team selections Roosevelt Jones and Kelan Martin. In addition, he helped recruit a class which was rated among the nation's best by Rivals in 2016.

Lewis, well-known as a prep and college basketball player in Indiana, was invited to be part of the Villa 7 Consortium in 2015, which brings together university athletic directors and the country's elite assistant coaches in an effort to prepare the next generation of college basketball leaders.

Lewis was named an assistant coach at Butler in May of 2011. He joined the Bulldogs' staff after spending six seasons as an assistant at Eastern Illinois University.

Lewis had a successful stint at Eastern Illinois, where he was named one of the "Top 5" assistant coaches in the Ohio Valley Conference by FoxSports.com in 2010. He was responsible for recruiting several top players to Eastern Illinois, including 2009-10 All-OVC players Tyler Laser and James Hollowell. He helped the Panthers to a 19-12 mark in 2009-10, the third-highest win total since Eastern Illinois became a Division I program.

The Jasper, Ind., native also served as an assistant coach for one season (2004-05) at Stephen F. Austin and for two seasons as a graduate assistant under Coach Bob Knight

at Texas Tech.

A talented backcourt player, Lewis had a successful undergraduate career at Indiana from 1997 to 2000. He was a team captain and earned third team All-Big Ten honors as a senior, when he was also named MVP of the 1999 Hoosier Classic. He was named to the Big Ten All-Star Team that toured Europe in 1997, and he finished his collegiate career as Indiana's all-time leader in assists with 545. In 2012, Lewis was picked No. 46 on a list of the Top 50 players all-time at Indiana compiled by the Indianapolis Star.

Following his graduation from Indiana in 2000, he played professional basketball for two seasons both domestically and overseas.

Lewis had an outstanding high school career at Jasper High School in Indiana, and he finished his prep playing days in 13th place on Indiana's all-time high school scoring list with 2,138 career points. The 1996 Jasper graduate was named to the Indiana All-Star Team following a senior season that saw him named the Gatorade Player of the Year.

Lewis earned a master's degree from Texas Tech in 2004. He and his wife, Nichole, have two daughters, Avery and Emma.



ABOUT LEWIS

EDUCATION

- » B.S., Indiana (2000)
- » M.A., Texas Tech (2004)

COACHING EXPERIENCE

- » Nebraska
Assistant Coach (2016-present)
- » Butler
Assistant Coach (2011-16)
- » Eastern Illinois
Assistant Coach (2005-11)
- » Stephen F. Austin
Assistant Coach (2004-05)

FAMILY

- » Wife: Nicole
- » Daughters: Avery (9) and Emma (6)



JIM MOLINARI

ASSISTANT COACH · FOURTH SEASON

One of the most respected teachers in college basketball, Jim Molinari is in his fourth season as an assistant coach at Nebraska. Molinari has more than three decades of Division I coaching experience, including 20 years as a Division I head coach.

Molinari is a three-time conference coach of the year during his career, while he has guided nine teams to postseason play and has over 300 wins as a college head coach. In addition, he has been a member of 10 NCAA Tournament staffs during his 15 seasons as a Division I assistant coach. At Nebraska, he works with the post players and assists in opponent scouting and game-planning.

Before joining the Nebraska staff in April of 2014, Molinari spent six seasons as head coach at Western Illinois, leading the Leathernecks to their first-ever postseason appearance at the Division I level. In 2012-13, he guided WIU to a 22-9 record and a share of the Summit League regular-season title with a 13-3 mark. The 22 wins were the program's highest total since moving to Division I while he was named the Summit League Coach of the Year and the NABC District 12 Coach of the Year. He was also a finalist for the Hugh Durham Award (Collegelinsider.com Mid-Major Coach of the Year). WIU led the nation in fewest fouls committed and was second in scoring defense at 52.6 points per game, while ranking in the top 75 in six categories. Molinari coached Terell Parks who was tabbed second-team NABC all-district and also named first-team All-Summit League and the Summit League Defensive Player of the Year in 2012-13.

In 2011-12, WIU broke through with an 18-15 record and an appearance in the College Basketball Invitational, the program's first-ever postseason appearance at the Division I level. The Leathernecks reached the Summit League title game for the first time since 1997, while the 18 wins were the most since 1996-97. Ceola Clark led the team earning Summit League Defensive Player of the Year for the second straight season, becoming the first player in conference history to be a two-time winner of the award. Clark was also a three-time All-Summit League performer, including a two-time first-team winner.

In 2007-08, Molinari served as an assistant coach at Ball State, following a three-year stint at Minnesota in which



he was the interim head coach for most of the 2006-07 season. In his first season as an assistant at Minnesota, his defensive emphasis helped the Gophers rank third in Big Ten scoring defense (62.7 points per game). They led the league in field goal percentage defense (.424) and three-point field goal percentage defense (.274) in conference play, and allowed 62.9 points per league game, the fewest since the 1981-82 season. In 2005, Street & Smith's named Molinari the "best assistant in the Big Ten Conference."

For 11 seasons, from 1991-2002, Molinari was the head coach at Bradley University, where he amassed a 174-152 (.534) record and guided the Braves to the postseason six times - five National Invitation Tournament appearances and the 1996 NCAA Tournament. He led Bradley to a trio of 20-win seasons, including a 22-8 record in 1995-96 when he was chosen as Missouri Valley Conference Coach of the Year. He left Bradley with more league wins than any other active coach in the Missouri Valley.

From 1989-91, he was the head coach at Northern Illinois, where he posted a record of 42-17 (.712). The Huskies won the 1991 Mid-Continent Conference title, going 25-6 and setting a school record for wins. At NIU, Molinari inherited a program that had not won as many as 17 games in a season since 1981, but made a quick turnaround with a 17-win season followed by a 25-win campaign in just his second year at the

school. At DePaul from 1979-89, Molinari helped both Ray and Joey Meyer lead the Blue Demons to national prominence. Over 10 seasons at DePaul, Molinari helped recruit college and professional stars such as Mark Aguirre, Dallas Comegys, Tyrone Corbin, Terry Cummings and Rod Strickland -- players who led DePaul to nine NCAA Tournaments and a runner-up finish in the NIT.

In addition to his collegiate coaching experience, Molinari is a veteran of national selection committees for international competition. He led the 1997 USA Basketball men's team to a gold medal at the World University Games played in Trapani, Italy. For two years in-between collegiate coaching positions, Molinari was an NBA scout for the Toronto Raptors (2002-03) and Miami Heat (2003-04).

His college playing career began at Kansas State, where he teamed with current Oklahoma head coach Lon Kruger for two seasons. After transferring to Illinois Wesleyan, where he teamed with former NBA center Jack Sikma, Molinari helped the Titans win consecutive league titles, before entering the coaching ranks in 1978 as a part-time assistant with DePaul.

Molinari earned his bachelor's degree in English from Illinois Wesleyan University in 1977 and earned a Juris Doctor from DePaul in 1980.



ABOUT MOLINARI

EDUCATION

- » B.A., Illinois Wesleyan (1977)
- » J.D., DePaul (1980)

COACHING EXPERIENCE

- » Nebraska
Assistant Coach (2014-present)
- » Western Illinois
Head Coach (2008-14)
- » Ball State
Assistant Coach (2007-08)
- » Minnesota
Interim Head Coach (2006-07)
Assistant Coach (2004-06)
- » Bradley
Head Coach (1991-2002)
- » Northern Illinois
Head Coach (1989-91)
- » DePaul
Assistant Coach (1979-89)

FAMILY

- » Sons: Mark, Billy and David
- » Daughter: Joy



COACHING STAFF

GREGORY EATON

DIRECTOR OF BASKETBALL OPERATIONS



Gregory Eaton is in his first season as director of basketball operations for the Husker basketball program. In his role, Eaton is the primary day-to-day administrator within the basketball office, coordinating team travel and serves as a liaison to administration, academics, HuskerVision, communications, marketing and life skills.

Prior to his promotion in July of 2017, Eaton served as the Huskers' video coordinator for five years. In that role, he handled film breakdown and exchanges for the coaching staff and coordinated the program's digital catalog. Eaton also served as primary coordinator of the Tim Miles' Basketball Camps and Clinics and oversaw the student managers.

Eaton came to Nebraska from Colorado State, where he served as the video coordinator on Tim Miles' staff at CSU during the 2011-12 season. He handled tape exchanges, breaking down video, recording practices and games and coordinating the team's video library, playing a significant role in the Rams reaching the NCAA Tournament for the first time since 2003. Prior to working at Colorado State, he served as a graduate assistant and the assistant video coordinator for the University of Arkansas men's basketball program during the 2010-11 season.

A native of Rehoboth, Mass., Eaton worked as an assistant video coordinator and student manager for the University of Louisville men's basketball program from 2006 to 2010, while earning his bachelor's degree in sport administration from the university. While at Louisville, the Cardinals captured a Big East championship, the No. 1 overall seed in the NCAA tournament in 2009 and reached two Elite Eights (2008 and 2009).

In addition to his work as an undergrad with the Cardinals, Eaton served as an intern with the Pawtucket Red Sox in 2008 and 2009.

Gregory and his wife Kiley were married in August of 2013.

MATT HOLT

VIDEO COORDINATOR



Matt Holt is the newest member of the Husker basketball staff, as he was named video coordinator in September of 2017. Holt came to Nebraska after spending three seasons as the director of basketball operations at Northeastern. He takes over the role, as Gregory Eaton was promoted to director of basketball operations for the Huskers earlier this summer.

During his tenure at Northeastern, Holt served in a variety of roles, as the program won at least 18 games in two of the last three seasons and made the 2015 NCAA Tournament under longtime coach Bill Coen. Some of his duties included video analysis for opponent and self-scouting, assisting the coaching staff in coordinating opponent scouting, helping to coordinate and monitor academic progress, as well as handling team travel and working with campus entities to coordinate team events such as Midnight Madness and Alumni Day. During his three seasons, Northeastern had six All-Colonial Athletic Association selections, including 2017 CAA player of the Year T.J. Williams.

In addition to his three years of experience in basketball administration, Holt also served as an assistant coach for three seasons. During his two-year stint at New Haven, Holt recruited prospective student-athletes and facilitated player development and game preparation. He aided in the development of New Haven's Eric Anderson, who earned NE10 Defensive Player of the Year honors in both seasons Holt was an assistant. Holt also coordinated team travel, as well as community events such as youth camps, coaching clinics, and alumni weekends.

Holt spent the 2011-12 season at Rhode Island College, where he assisted in scouting opponents. He was responsible for organizing daily team schedules, and worked closely with the compliance office to support academic progress for basketball student-athletes.

Holt, who graduated with a journalism degree from Northeastern in 2011, served as the head senior manager for the men's basketball team as an undergrad, and helped coordinate team video needs and team travel logistics. He also received a master's degree in management of sports industries from New Haven in December 2013.

TIM WILSON

BASKETBALL STRENGTH COACH



Tim Wilson is in his seventh year as Nebraska's strength and conditioning coach for men's basketball. Wilson oversees the year-round training for the Husker basketball team and has played a major role in the physical development of several All-Big Ten performers, including two-time selections Terran Petteway and Shavon Shields, as well as 2017 selection Tai Webster.

Wilson came to Nebraska after spending three seasons at the University of Oregon, serving as the strength and conditioning coach for the Ducks men's basketball program. Wilson, a Falls City, Neb., native, spent three seasons at Oregon, helping the Ducks to 21 wins and the CBI Championship in 2011.

Prior to joining the Oregon staff, Wilson spent 11 seasons in the NBA working with the Milwaukee Bucks, where he developed and implemented the strength and conditioning programs on a year-round basis. The Bucks made the playoffs six times in his tenure in Milwaukee, including the Eastern Conference Finals in 2000-01. With the Bucks, he worked with NBA All-Stars Ray Allen, Michael Redd, Glenn Robinson and Sam Cassell, as well as former Husker Erick Strickland.

As strength and conditioning coach at the University of Pittsburgh from 1991 to 1996, Wilson dealt exclusively with the football program. Wilson served under legendary college football coach Johnny Majors and helped several student-athletes on their way to successful professional careers.

Wilson had two tours of duty as strength coach at the University of Nevada-Las Vegas, as he was named the first-ever strength coach for UNLV Athletics in 1981. At UNLV, he served under the late Jerry Tarkanian and the UNLV men's basketball program. Wilson, who trained student-athletes from all sports while with the Runnin' Rebels, was a part of the 1989-90 National Championship men's basketball program featuring the likes of Larry Johnson, Stacey Augmon and Greg Anthony. He also helped prepare Randall Cunningham and Ickey Woods for futures in the NFL. Wilson also spent four years with the Chicago White Sox (1986-89). He trained MLB Hall of Famer Carlton Fisk and all-stars Harold Baines and Ozzie Guillen during his time in the Windy City.

Wilson began his career as a graduate assistant at Nebraska after graduating from the school in 1981 with a degree in exercise science.

Wilson has received certifications from both the NSCA (National Strength and Conditioning Association) and the NASM (National Academy of Sports Medicine). He has a PES and CES certification from the NASM.

Wilson and his wife Teri have one son, Tyler.

SHERYL BURBACH

ASSISTANT DIRECTOR OF BASKETBALL OPERATIONS



Sheryl Burbach in her third season with the Husker basketball program and first as assistant director of basketball operations.

Burbach handles many of the business and operational functions for the coaching staff, including staff travel, expense accounts and budgeting. She also coordinates events around the Husker basketball program, including Legends Weekend and Nebrasketball Buddies Camp. She also assists in team travel, the coordination of the Tim Miles Basketball Camps and Clinics, as well as day-to-day office operations.

Prior to joining the Huskers, Burbach worked for Nebraska's 4-H Office and Nebraska Extension.

Burbach is originally from Sumner, Neb., and moved to Lincoln during high school. She and her husband, Melvin, have four sons, John, Grant, Matthew and Christopher.

DORIAN GREEN

GRADUATE MANAGER



Dorian Green is in his first season as graduate assistant manager for the Husker basketball program. In his role, Green helps in day-to-day operations for the Husker basketball program.

Green brings both playing and coaching experience to the NU program, as he served as an assistant coach at Furman University in 2013-14 before playing professionally in Europe. Green spent two seasons overseas, playing in Austria, Hungary and Germany. His final professional season came in 2015-16, when he played in Germany for Neurnberg, where he was a teammate of former Husker Dylan Talley.

A native of Lawrence, Kan., Green was a four-year starting point guard at Colorado State, helping the Rams make four straight postseason appearances. Following his senior year, he won the Thurman "Fum" McGraw Award, an award recognizing athletic and academic achievement, leadership and community service which was voted on by CSU student-athletes.

During his playing career, he appeared in a school-record 130 career games and starting on CSU's consecutive NCAA Tournament teams in 2012 and 2013. He finished his career among all-time school leaders in points (1,464, sixth), assists (373, fourth), 3-pointers (197, third) and free throws made (385, fifth). As a senior, Green garnered second-team All-MW honors, ranking second on the team with 13.0 points and 3.6 assists per game while leading the school to a school-record 26 wins. A two-time All-Mountain West selection, he averaged 13.1 points per game as the Rams won 20 games and reached the NCAA Tournament for the first time in nine years.

Green also excelled in the classroom, earning first-team Academic All-District and Academic All-Mountain West recognition. He graduated from Colorado State in 2013 with a degree in health and exercise science.

Green is currently pursuing his MBA in UNL's College of Business.

WES EIKMEIER

GRADUATE MANAGER



Wes Eikmeier (pronounced IKE-my-er) is in his second season as graduate assistant manager for the Husker basketball program. Eikmeier joined the Husker staff after starring at Colorado State and playing professionally in Europe. Eikmeier helps in day-to-day operations for the Husker program.

A native of Fremont, Eikmeier returned to his home state in 2016 after spending two years playing professionally in Bulgaria and Germany and reunited with Miles, who served as his coach at Colorado State for three seasons.

As a player, Eikmeier helped Colorado State to a trio of postseason appearances, including NCAA Tournament berths in 2012 and 2013. He finished his career ranked in the top-10 of the Rams record book in 3-pointers (148, seventh) and free throw percentage (.881, second) while scoring 1,199 points during his three seasons at CSU.

As a senior, he helped the Rams go 26-9 and reach the third round of the NCAA Tournament, averaging 12.6 points per game, including a team-high 54 3-pointers to earn honorable-mention All-Mountain West accolades. During his junior campaign, he helped Coach Miles lead Colorado State to the NCAA Tournament and the program's first 20-win season since 1997-98. A first-team All-Mountain West selection, he averaged 15.5 points per game, including a team-high 55 3-pointers, and 2.0 assists per game. Before joining the Colorado State program, he began his college career at Iowa State University.

He enjoyed a decorated career at Fremont Archbishop Bergan High School, totaling 2,193 points to rank eighth in state history. A two-time first-team all-state pick by the Omaha World-Herald, he averaged 31.1 points, 3.7 rebounds, 3.5 steals and 3.1 assists as a senior while leading Archbishop Bergan to a 27-0 record and a Class D-1 state title in 2008.

Eikmeier is currently pursuing his MBA in UNL's College of Business and is on pace to graduate in May of 2018.

PAT NORRIS

EQUIPMENT MANAGER



Pat Norris is in his 14th season as the equipment manager for the Husker men's basketball program and serves as the equipment manager for the Bob Devaney Sports Center and Hendricks Training Complex. A member of the American Equipment Managers Association, Norris is responsible for overseeing the day-to-day operations for equipment checkout and upkeep for six Husker athletic squads, including the men's basketball team. He worked in a similar position as a student from 1997 to 1999.

Before joining the Husker staff, Norris worked five years in Chicago. He was an installations billing coordinator at Hub Group Distribution Services and an account manager at SCR Companies.

Norris married the former Elizabeth Fonfara in September of 2007, and the couple has three children, Parker, Charlie and Maisy.

R.J. PIETIG

BASKETBALL HEAD ATHLETIC TRAINER




R.J. Pietig is in his 11th year serving as the head athletic trainer for the Nebraska men's basketball team. He originally joined the squad midway through the 2007-08 campaign, and joined the athletic medicine staff on a full-time basis in the summer of 2009. Pietig provides preventive care at practices and games as well as rehabilitation for injured student-athletes. He attends all practices and games including traveling with the team to all away contests. Pietig also oversees a pair of athletic training students who assist with the basketball program.

A native of Carroll, Iowa, Pietig graduated from Iowa State in 2007 with a degree in health and human performance, with a specialty in athletic training. He earned his master's degree in leadership education from Nebraska in May 2009. He is engaged to Bridget Meduna with a wedding planned for April of 2018.

SHAMUS MCKNIGHT

SR. ASSOCIATE COMMUNICATIONS DIRECTOR



Shamus McKnight joined the Nebraska Athletic Department in 1997 and currently serves as a Senior Associate Communications Director after being promoted to that position in July of 2016. McKnight joined the full-time athletic department staff in 1999, and works directly with the Nebraska men's basketball and football programs.

At Nebraska, McKnight has been responsible for media guides across six sports that have earned "Best in the Nation" awards from the College Sports Information Directors of America (CoSIDA). In his 19 years at Nebraska, McKnight has earned more than 30 national publication awards from CoSIDA, including 18 publications that have placed in the top-five nationally.

He has served as host communications director for the 2006 and 2008 NCAA Women's Division I Volleyball Championships and also served on Nebraska's on-site communications team for two football national championship games, four NCAA Baseball Super Regionals as well as NCAA or conference events in baseball, women's gymnastics volleyball and men's and women's tennis.

A 1996 graduate of Baldwin-Wallace College, he worked in the Sports Information Office for four years under CoSIDA Hall of Famer Kevin Ruple and also spent one year at Central Connecticut State University, serving as the school's contact for 12 sports.

COACHING STAFF

**DAVID
 CLARE, M.D.**

TEAM PHYSICIAN/
 ORTHOPAEDIC SURGEON



Dr. David Clare joined Nebraska's medical staff in 2007 as an orthopaedic surgeon. The son of Nebraska's former Chief of Staff Dr. Pat Clare, David joined Nebraska Orthopaedic & Sports Medicine, PC, in 1999.

Born and raised in Lincoln, Dr. Clare completed his undergraduate studies at Nebraska, where he was a member of the Husker football team from 1985 to 1988. He also attended and played football at Nebraska Wesleyan in 1989. Clare received his medical degree from the University of Nebraska Medical Center. His residency was done at the University of Texas Health Science Center followed by a Fellowship in Sports Medicine and Adult Reconstruction.

Clare's experience as a collegiate athlete complements his sports medicine fellowship training. He also has extensive fellowship training in adult reconstruction of the hip and total joint replacement. Clare is Board Certified in Orthopaedics and Sports Medicine and is a member of the American Orthopaedic Society of Sports Medicine.

**LONNIE
 ALBERS, M.D.**

DIRECTOR OF ATHLETIC MEDICINE




Dr. Lonnie Albers has served as director of athletic medicine at Nebraska since 1995 and has been working with the athletic department since 1985. Albers, an associate athletic director for the Huskers, oversees the operations of the athletic medicine and athletic training facilities and staff.

Albers practiced clinical medicine in Lincoln for more than 10 years and has more than 20 years of experience in urgent care. He previously served as a team physician from 1985 through 1995. Albers is responsible for the medical care of student-athletes and maintains a pharmacy permit in order to dispense medicine to student-athletes as needed. Albers is a certified medical review officer and administers Nebraska's drug testing programs.

Albers earned his bachelor's degree in biology and English from Nebraska in 1977 and his M.D. from the University of Nebraska Medical Center in 1980. He also is board certified in Family Practice. Albers is married to the former Jodelle Glushenko, and they have a son, Scott, and two daughters, Michelle and Angela.

**JACK
 RANSONE**

DIRECTOR OF NEBRASKA
 ATHLETIC PERFORMANCE LABORATORY



Jack Ransone was named the director of the Nebraska Athletic Performance Laboratory (NAPL) in October of 2015. Dr. Ransone directs a lab that allows researchers space to conduct advanced research that allows for innovative solutions that benefit athletes in terms of their safety and athletic performance. The NAPL is believed to be the first in-stadium, on-campus research center directed by a collegiate department of athletics.

Ransone came to Nebraska from Texas State, where he served as a professor and the Director of Athletic Training from 2003 to 2015. An expert in his field, Ransone has been published in more than 25 publications, has been awarded \$1.5 million in external grant funding and owns four patents. He also earned the Most Distinguished Athletic Trainer awards from the National Athletic Trainers Association. Ransone also was the coordinator of medical systems for the NBA's San Antonio Spurs from May of 2010 to December of 2014.

Ransone's other stops in collegiate athletics include Oklahoma State, San Jose State and Adams State College. He has also served as an athletic trainer for the 2004, 2008 and 2012 Summer Olympic Games, among many other domestic and international athletic competitions.

**BRETT
 HASKELL**

ATHLETIC PSYCHOLOGIST



Dr. Brett Haskell, Ph.D., is in her fourth year as an athletic psychologist at Nebraska. In her role, Haskell provides counseling, psychological services, mental skills training, team-building and leadership development services for each of Nebraska's 24 sports and more than 600 Husker student-athletes. Haskell works closely with student-athletes to help them develop skills and techniques that enhance personal well-being, address mental health concerns and optimize performance. She also works with coaches to provide team interventions that build student-athlete resilience and grow mental resolve.

Haskell came to Nebraska in September of 2014 after serving as a counseling and sport psychology postdoctoral counselor at Kansas, where she earned her doctoral degree in counseling psychology. Haskell provided counseling and performance enhancement training to Jayhawk student-athletes for five years.

Haskell earned her bachelor's degree in psychology from Nebraska-Kearney in 2005 and her master's degree in sport psychology from North Carolina-Greensboro in 2008. She was a member of the Loper volleyball team at UNK. She resides in Lincoln with her husband, Brian, son Ezra and daughter Parker.

**TOMMY
 JENSEN**

SPORTS NUTRITIONIST



Tommy Jensen joined the Nebraska Athletic Department as an assistant director of sports nutrition in July of 2014. Jensen works directly with volleyball, soccer, men's basketball, track and field, cross country, men's and women's tennis and rifle.

Jensen holds one-on-one nutrition consultations and counseling sessions with student-athletes, provides his teams with nutritional education and assists with meal and menu selections. He also provides body composition analysis, hydration assessments and supplement evaluation. The nutrition staff collaborates with Nebraska strength and conditioning staff, athletic medicine staff and team coaches to help student-athletes reach their goals. Jensen is board certified as a specialist in sports dietetics.

Jensen is from Aurora, Colo., and graduated with a bachelor's degree in dietetics from Northern Colorado.

**ANDREW
 CONSTANS**

VIDEO PRODUCTION SPECIALIST



Andrew Constans joined the athletic department in April of 2017 as a video production specialist in HuskerVision. Constans handles conception and creation of big screen content and works on the Nebraska Football, Nebraska Basketball, and N'Side Nebraska shows.

Prior to coming to Nebraska, Constans worked as a digital content producer at Nebraska-Omaha and was a student worker specializing in football and hockey at Minnesota.

A native of Eden Prairie, Minn., Constans graduated from Minnesota with a bachelor's degree in journalism.

**TUCKER
 ZELNY**

DIRECTOR OF SPORTS ANALYSIS



Tucker Zeleny was hired as the Director of Sports Analytics and Data Analysis in July of 2015. Zeleny joined the Husker Athletic Department after building an impressive resume in various areas at UNL.


Zeleny heads a newly formed department that is in charge of working with Nebraska's 24 varsity sports to collect, analyze and summarize data related to team and individual performance. Zeleny and his staff also work with support staff areas within the department to collect, analyze and summarize data related to department operations.

Zeleny earned his doctorate in statistics from Nebraska in May of 2015. His dissertation involved multivariate time series on multiple time scales with applications toward weight lifting data collected by the Husker football team. Zeleny completed his bachelor's degree in mathematics at Nebraska in 2010 before joining the statistics department as a teaching assistant. He completed his master's degree in statistics in 2012.

A native of Carleton, Neb., Zeleny has worked as a data analyst at Madonna Rehabilitation Hospital and the Nebraska Athletic Performance Laboratory.

**DENNIS
 LEBLANC**

EXECUTIVE ASSOCIATE A.D./ACADEMICS



Dennis Leblanc has served the Nebraska Athletic Department for more than 30 years, including directing the academic program since 1993. In 2015, he was promoted to the position of Executive Associate Athletic Director for Academics.

Under Leblanc's leadership, Nebraska has become the national leader in CoSIDA Academic All-Americans, NCAA Today's Top Ten Award honorees and recipients of the National Football Foundation and Hall of Fame Postgraduate Scholarship. Since he joined the academic staff in 1987, 253 of Nebraska's 329 CoSIDA Academic All-Americans have been honored, while NU has claimed 14 of its 17 NCAA Today's Top Ten Award recipients. More than 3,000 Husker student-athletes have earned their degrees during Leblanc's tenure.

In 2016-17, Nebraska's 86 percent Graduation Success Rate (GSR) was the highest in school history for the second straight year, and every Husker team achieved an Academic Performance Rate (APR) of 960 or higher for the first time. In 2012, NU became one of only 21 programs nationally to be certified by the National Association of Academic Advisors for Athletes (N4A). Leblanc is a member of the N4A and in 2002, he received its prestigious Lan Hewlett Award in recognition of distinguished performance in providing personal, academic and professional guidance to student-athletes.

Leblanc was presented the Chancellor's Award for Exemplary Service to Students at the 2004 University of Nebraska Honors Convocation, which recognizes individuals who go above and beyond their assigned duties, devoting extra time and effort in serving the needs of students. In 2005, he was presented with an Honorary Mortar Board membership honoring him for his leadership and service to students. In 2007, Leblanc received the Hero Mentor Award through the American Red Cross, which annually recognizes a person for outstanding leadership and mentoring.

Leblanc earned his bachelor's degree from Bethany College, and a master's degree from Wichita State University. He and his wife, Coreen, have four children: Olivia, Christian and twins Madeleine and Mackenzie.

COACHING STAFF

BASKETBALL STUDENT SUPPORT STAFF



Jacob Bigelow
 Student Manager



Joe Holstedt
 Student Athletic Trainer



Noah Lliteras
 Head Student
 Manager




Mitchell Lofgren
 Student Manager




Mariah Miller
 Student Athletic Trainer



Daniel Mitchell
 Student Manager



Nick Pieloch
 Assistant Head
 Manager



Nick Pohlen
 Assistant Head
 Manager



Jaden Reekie
 Student Manager



Ryan Schreurs
 Student Manager



Austin Sleight
 Student Manager



Dalton Zelenka
 Student Manager

A woman with long dark hair, wearing a white Adidas jersey and blue shorts, is captured in a dynamic pose on an outdoor basketball court. She is dribbling a basketball with her right hand, looking intently towards the camera. Her hair is blowing in the wind, adding a sense of motion. The background shows a chain-link fence and a basketball hoop.

**HERE
TO
CREATE**

@ADIDASHOOPS



ATHLETIC DIRECTOR BILL MOOS



ADMINISTRATION

RONNIE GREEN

CHANCELLOR
 SECOND YEAR

VIRGINIA TECH
 1983



NEBRASKA'S CHANCELLORS

- 1871-1876 — Allen R. Benton
 - 1876-1882 — Edmund B. Farfield
 - 1884-1888 — J. Irving Manatt
 - 1888-1891 — Charles E. Bessey
 - 1891-1895 — James H. Canfield
 - 1895-1899 — George E. MacLean
 - 1900-1908 — E. Benjamin Andrews
 - 1908-1927 — Samuel Avery
 - 1927-1938 — Edgar A. Burnett
 - 1938-1946 — Chauncey S. Boucher
 - 1947-1953 — Reuben G. Gustavson
 - 1953-1954 — John K. Selleck*
 - 1954-1968 — Clifford Hardin
 - 1968-1971 — Joseph Soshnik
 - 1972-1975 — James H. Zumbege
 - 1975-1976 — Adam C. Breckenridge*
 - 1976-1980 — Roy A. Young
 - 1980-1981 — Robert H. Rutford*
 - 1981-1991 — Martin A. Massengale
 - 1991-1991 — Jack Goebel*
 - 1991-1995 — Graham B. Spanier
 - 1995-1996 — Joan R. Leitzel*
 - 1996-2000 — James Moeser
 - 2000-2016 — Harvey S. Perlman
 - 2016-present — Ronnie Green
- * Interim Chancellor

Ronnie D. Green became the University of Nebraska-Lincoln's 20th chancellor on May 8, 2016. Appointed as the Harlan Vice Chancellor of the UNL Institute of Agriculture and Natural Resources and Vice President for Agriculture and Natural Resources of the University of Nebraska system in July 2010, Green also assumed the interim role of Senior Vice Chancellor for Academic Affairs, the institution's chief academic officer, in June 2015.

Raised on a mixed beef, dairy, and cropping farm in southwestern Virginia, Dr. Green received B.S. and M.S. degrees in animal science from Virginia Tech and Colorado State University, respectively. His doctoral program was completed jointly at the University of Nebraska and the United States Department of Agriculture-Agricultural Research Service's U.S. Meat Animal Research Center in animal breeding and genetics.

Dr. Green has served on the animal science faculties of Texas Tech University and Colorado State University, as the national program leader for animal production research for the USDA's Agricultural Research Service, and as executive secretary of the White House's interagency working group on animal genomics within the National Science and Technology

Council. Prior to returning to the University of Nebraska, he served as senior global director of technical services for Pfizer Animal Health's (now Zoetis) animal genomics business.

Dr. Green is an internationally recognized authority in animal genetics; he has published 130 refereed publications and abstracts, nine book chapters and 56 invited symposia papers; and has delivered invited presentations in 43 U.S. states and 21 countries around the world. He is a past-president of the American Society of Animal Science (ASAS) and has served in a number of leadership positions for the U.S. Beef Improvement Federation, National Cattlemen's Beef Association, National Pork Board, and National Research Council. He currently serves on the board of directors of the Association of Public Land-grant Universities (APLU), Neogen Corporation, and the national Alpha Gamma Rho fraternity. He was honored as a Fellow of both ASAS and the American Association for the Advancement of Science, and in 2017 was recognized as a National 4-H Luminary and by ASAS with its premier honor, the Morrison Award.

Ronnie and best friend Jane are the parents of four children, all graduates or enrolled at the University of Nebraska-Lincoln. Justin, a political science/history student, is a political journalist in Washington, D.C.; Nate is a graduate of the College of Business and Nebraska Law and is with Hausmann Construction in Lincoln; Kelli is an advertising, public relations and global studies graduate and is preparing for the ministry at Princeton Theological Seminary; and Regan is a current student in human development and family science and agricultural communications. Collectively, their family holds or are pursuing a total of 15 University of Nebraska-Lincoln degrees.

JOSEPHINE POTUTO, J.D.

FACULTY ATHLETICS REPRESENTATIVE
 20TH YEAR

RUTGERS' DOUGLASS
 1967



NEBRASKA'S FACULTY REPS

- 1931-1946 — T.J. Thompson
- 1947-1958 — Earl Fullbrook
- 1959-1964 — Charles S. Miller
- 1965-1968 — Merk Hobson
- 1969-1970 — John R. Davis
- 1971-1982 — Keith L. Broman
- 1982-1997 — James O'Hanlon
- 1997-present — Josephine Potuto

Josephine (Jo) R. Potuto, the Richard H. Larson Professor of Constitutional Law, has been Nebraska's faculty representative (FAR) at the NCAA and conference level since May 15, 1997.

In 2002, Potuto was named Outstanding Faculty Athletics Representative by the All-American Football Foundation. From 2008-09 to 2011-12 she was president of the 1A FAR (FARs from FBS institutions). Among her NCAA positions, Potuto spent nine years (the maximum)

on the NCAA Division I Committee on Infractions (chair her last two years). She was one of three Big 12 Conference representatives on the NCAA Division I Management Council, and served on the NCAA Men's Gymnastics Championship Committee and an NCAA-wide (all divisions) committee to advise NCAA staff on student-athlete issues and educational programming for coaches, staff, and student-athletes. She currently serves on the NCAA Interpretations Committee.

A sports law expert, Potuto regularly lectures and consults on sports issues in general and NCAA processes in particular. She is an expert witness in litigation involving sports issues. She testified before the House Subcommittee on the Constitution regarding due process in NCAA infractions hearings. She is also a media "go-to" person on sports law issues.

She has presented to the Knight Commission on Intercollegiate Athletics, the National Association of College and University Attorneys, the Association of Public and Land Grant Universities, the Texas Commission of Higher Education, NCAA regional conferences, law conferences and law firms, NACDA, and to universities and law colleges, including the Universities of Istanbul, Washington, Maryland, Oklahoma, Santa Clara, Arizona State, Baltimore, and Mississippi.

Potuto is a past adviser to the Uniform Law Commissioners Committee to draft a sports agent statute, has drafted rules governing search and seizure and hearings for the Nebraska Racing Commission, and also has written on issues of gender equity in college athletics. She has authored numerous articles on sports law issues. She just completed an article on how baseball hitting informs legal argument.

Potuto teaches constitutional law, procedure, federal jurisdiction, and sports law. She has been a visiting professor of law at the University of Arizona, Rutgers University, the Cardozo College of Law at New York's Yeshiva University, the University of Oregon, the University of North Carolina, and Seton Hall University. She currently teaches in the Summer Sports Law Institute at Oregon Law School.

Potuto was project director and a drafter of the Uniform Law Commissioners Sentencing and Corrections Act, as well as the drafter for the Nebraska Supreme Court Committee to Draft Criminal Jury Instructions. She is the author of three books. She was elected to membership in the American Law Institute, the Nebraska State Bar Foundation, and the Douglass Society.

Potuto earned her bachelor's degree in journalism at Rutgers' Douglass College, and her master's degree in English literature at Seton Hall. She earned her juris doctorate at the Rutgers Law College.

She is a member of the bars of Nebraska and New Jersey and is admitted to practice before the U.S. Supreme Court, the U.S. Court of Appeals for the Third Circuit, and the U.S. District Courts for Nebraska and New Jersey.



HANK M. BOUNDS, PH.D.

UNIVERSITY OF NEBRASKA PRESIDENT
THIRD YEAR

SOUTHERN MISSISSIPPI
1991



On Jan. 12, 2015, the Board of Regents appointed lifelong educator Hank M. Bounds, Ph.D., as the seventh president of the University of Nebraska. Bounds began his tenure as president on April 13, 2015, bringing with him a demonstrated record of expanding opportunities for students, improving higher education outcomes and efficiencies, and building successful partnerships with policymakers, donors and business leaders.

Bounds grew up on a small farm in rural Mississippi, where his family raised hogs and cattle and he hauled hay. His service in the Army National Guard helped him pay for college, and he earned bachelor's and master's degrees from the University of Southern Mississippi and a doctorate from the University of Mississippi.

Bounds has devoted his 25-year career to helping change students' lives in the same way education opened doors in his own life. He began as a high school teacher, then rose to principal, superintendent and state superintendent before becoming Mississippi's commissioner of higher education in 2009. In that role, he oversaw a complex system of eight public universities including research universities, regional universities, an academic health science center, historically black institutions, a law center, a school of veterinary medicine and 200 institutes and centers. Together the system enrolled 85,000 students, employed 26,000 faculty and staff, and operated with a combined annual budget of \$4.5 billion, including \$500 million in research and development.

During every year of Bounds' tenure as commissioner, student enrollment and degrees awarded by the institutions in the Mississippi system increased, by a total of 13.3 percent and 11.4 percent, respectively. He advocated with legislative leadership for improved faculty compensation and providing greater opportunities for students. He also provided oversight for private fundraising in excess of \$250 million per year.

Bounds worked with the Board of Trustees to implement a performance-based allocation model that distributed funds equitably and rewarded universities for operating efficiently and achieving attainment outcomes. He designed an efficiencies plan that saved more than \$90 million, an internal audit function, and a comprehensive diversity initiative that led to increased diversity among Mississippi faculty, staff and students.

Bounds also worked with partners to increase educational attainment in Mississippi, including a Center for Education Innovation focused on improving learning opportunities for disadvantaged children. Bounds created an office to foster relationships among university researchers, business and industry, and economic developers. He was tapped by the business community to chair a major statewide initiative to create an action plan to improve Mississippi's competitive position.

Bounds brings this experience to the University of Nebraska, which he believes can serve as a catalyst for change and growth in the lives of students and people in the state and around the world. He is working to make the University of Nebraska a giant in higher education—for the benefit of the state, the country and the world.

Bounds holds faculty appointments in the College of Education and Human Sciences at the University of Nebraska-Lincoln and in the Colleges of Education at the University of Nebraska at Omaha and the University of Nebraska at Kearney. He and his wife, Susie, are the parents of a son, Will, and a daughter, Caroline. They reside in Lincoln, Neb.

The Board of Regents consists of eight voting members elected by district for six-year terms, and four non-voting student Regents, one from each campus, who serve during their tenure as student body president. The board supervises the general operations of the university, and the control and direction of all expenditures. The board also includes a corporation secretary who manages all records including agendas, minutes, notices, policies and bylaws. Those documents can be found on the web at nebraska.edu/board/.



The board meets regularly, primarily in Lincoln but also in Omaha and greater Nebraska. Persons wishing to provide information to the board or to appear before it should contact: Corporation Secretary, University of Nebraska, Varner Hall, 3835 Holdrege, Lincoln, NE 68583.



Timothy Clare
Lincoln



Hal Daub
Omaha



Howard Hawks
Omaha



Bob Phares
North Platte



Jim Pillen
Columbus




Robert Schafer
Beatrice



Paul Kenney
Amherst



Bob Whitehouse
Omaha




Austin Partridge
Nebraska-Kearney



Joe Zach
Nebraska-Lincoln



Carissa Lueck
Nebraska-Medical Center



Carlo Eby
Nebraska-Omaha

ADMINISTRATION

BILL MOOS

**ATHLETIC DIRECTOR
 FIRST YEAR**

**WASHINGTON STATE
 1973**



Honor the past. Live the present. Create the future.
 Nine simple words that carry impressive significance and undeniable responsibility. Words that Nebraska's new athletic director uses to lead his programs and set the tone for building champions in competition and in life.

William H. (Bill) Moos was named Nebraska's Athletic Director on Oct. 15, 2017, and fully assumed those responsibilities on Oct. 23.

Moos, who became the 15th athletic director in the history of the storied Cornhusker program, brings nearly 25 years of experience as an athletic director at three Division I schools (Washington State, Oregon, Montana) with him to Nebraska.

More importantly, he brings an impressive track record of success in building outstanding programs, developing long-term relationships, and for doing what is best for his schools, its fans and most importantly, its student-athletes.

"When you name the top three, four, five athletic programs in the great positions as an athletic director, Nebraska is in that same breath," Moos said at his introductory press conference at Memorial Stadium. "I want you to know that my motto has always been, in the 25 years I have been a Division I athletic director and it will be here too is very simple - honor the past, live the present, create the future."

Moos came to Lincoln after spending seven-plus years at Washington State (2010-17). He previously served 12 highly successful seasons as the athletic director at Oregon (1995-2007).

During his time at his alma mater, Moos wasted little time in making his impact felt in Cougar Athletics, spearheading a department-wide rebranding effort with Nike while securing a 10-year, \$35 million marketing rights agreement with IMG College.

In addition, the 2004 WSU Alumni Achievement Award winner gained Regents approval for a \$130 million addition and remodel of Martin Stadium, featuring a remodeled press box with luxury seating, including suites, loge boxes and club room. Also included in the project was a state-of-the-art video board and an 80,000-square-foot football operations building that served as the stadium's showpiece and opened in May 2014.

As the dean of Pac-12 athletic directors, Moos was at the forefront of the conference's procurement of a 12-year, \$3 billion television contract with FOX and ESPN, a landmark agreement in college athletics.

Under Moos' direction, the Cougar Athletic Fund's Annual Giving program saw an 81 percent increase in gifts while CAF donor members rose from nearly 4,000 to more than 7,500.

Additional facility enhancements under Moos included a center-hung video board in Beasley Coliseum that was installed prior to the 2011-12 season, giving Cougar basketball one of the premier fan experiences in the conference. An indoor golf hitting facility was also completed in early 2013, and Lower Soccer Field underwent a major renovation making the



Bill Moos (right) with UNL Chancellor Ronnie Green during his introductory press conference.

NEBRASKA'S ATHLETIC DIRECTORS

- 1928-1931 — H.D. Gish
 - 1932-1936 — Dana X. Bible
 - 1937-1942 — Lawrence McCeney "Biff" Jones
 - 1942-1947 — A.J. Lewandowski
 - 1948-1953 — George "Potsy" Clark
 - 1954-1960 — J.W. "Bill" Orwig
 - 1961* — Charles Miller & Joseph Soshnik
 - 1962-1966 — W.H. "Tippy" Dye
 - 1967-1992 — Bob Devaney
 - 1993-2002 — Bill Byrne
 - 2003-2007 — Steve Pederson
 - 2007-2012 — Tom Osborne
 - 2013-2017 — Shawn Eichorst
 - 2017-Present — Bill Moos
- *Interim Co-Directors

venue TV-ready while also providing one of the best playing surfaces on the West Coast, along with the addition of lights and a new scoreboard.

Other enhancements were made to the Moobery track facility, Bailey-Brayton Field, the basketball practice gym, Gibb Pool and the Simmelink Indoor tennis courts.

In Moos' seven years at WSU, Cougar student-athletes and coaches accounted for 805 academic all-conference selections, 130 all-conference accolades, 45 All-America honors and three Pac-12 Coach-of-the-Year honors.

Moos served as Oregon's director of athletics from July of 1995 to 2007. While at Oregon he oversaw a 17-sport athletic department that grew to national prominence during his tenure.

Oregon's annual athletic department budget grew from \$18.5 million in his first year to more than \$40 million by 2007, becoming 100 percent self-sufficient during that time. Under his direction the Duck Athletic Fund donor base increased from 4,930 to 12,290, resulting in an annual gifts increase from \$4.1 million to \$15.3 million.

Moos initiated more than \$160 million in facility improvements while at Oregon. Included in that was the \$90 million Autzen Stadium renovation in 2002, which added 12,000 new seats, 32 new suites, a new Club at Autzen and a new press box to the stadium. In his 12 years, the Ducks ranked first in Pac-10 football attendance 11 times, reaching 100 percent capacity in each of those seasons.

During Moos' tenure, Oregon athletics captured 13 Pac-10 championships across six different sports. He increased opportunities for women by adding two intercollegiate programs, soccer and lacrosse, and negotiated an all-inclusive shoe and apparel contract with Nike, one of only 14 in the country at the time.

From an academic standpoint during Moos' tenure, Oregon student-athletes collected 722 academic all-conference selections, 34 Academic All-America selections, nine NCAA Postgraduate Scholarship recipients and one NCAA Top Ten Award.

During his first stint as a collegiate athletic director at Montana (1990-95), Moos created an academic support program and hired its first athletic academic coordinator, developed a facility enhancement plan that created more than \$4 million in improvements, and lifted the school's fund-raising efforts to show a 300 percent increase in private and corporate gifts.

Academically, Montana student-athletes were equally successful as the athletic department achieved a graduation rate 20 percent higher than the general university enrollment. Under Moos' watch Montana garnered 269 academic all-conference selections, five Academic All-Americans and two NCAA Postgraduate Scholarship recipients.

Moos began his athletic career as an athletic administrator in 1982 as assistant athletic director at Washington State. He also served as the school's associate athletic director (1988-90).

At Washington State, he was director of development for more than five years and associate director for nearly two years, supervising all external operations. Prior to that, he managed and owned private businesses in Washington and Oregon for eight years. He was a student assistant football coach at Washington State for the 1973 season, then spent part of 1974 in Washington, D.C., serving as a government intern.

Raised on a wheat and cattle ranch in eastern Washington, Moos attended high school in Olympia when his father served in the governor's cabinet. Moos earned his bachelor's degree in history from WSU and was a three-year letterman in football before concluding his collegiate career by representing Washington State in the 1972 East-West Shrine All-Star Game in San Francisco.

He served as co-captain on the Cougars' 1972 squad and garnered first-team All-Pac-8 Conference honors.

Moos and his wife Kendra have three daughters: Christa, Brittany and Kaiti; and two sons, Bo and Benjamin.

ADMINISTRATION

MARC BOEHM

**EXECUTIVE ASSOCIATE ATHLETIC DIRECTOR
 12TH YEAR**

**KANSAS STATE
 1984**



A member of Nebraska's administration since May 2003, Marc Boehm (pronounced BAME) serves as Executive Associate Athletic Director for Development.

Boehm oversees Development and all Fundraising initiatives at Nebraska. Recently, he has developed key philanthropic programs in support of the Student-Athlete Experience Fund. His responsibilities also include the direct oversight, strategic planning, policy development, budget and personnel management of the men's and women's basketball programs; development/fundraising; event management; parking and guest services. He also serves as the Athletic Department's liaison to the NU Foundation and Pinnacle Bank Arena. He is also responsible for coordinating all staff, and department-head team meetings.

Boehm, who previously oversaw the efforts of the facilities, marketing, media relations and HuskerVision areas within the athletic department, played a primary role in negotiations for Nebraska's contract extension with IMG College Sports.

Boehm also played a lead role during the men's and women's basketball programs move into Pinnacle Bank Arena in 2013-14. He also worked to help develop Nebraska's new practice facility - the Hendricks Training Complex - which opened in October of 2011.

Boehm has worked to create a fan-friendly atmosphere at men's and women's basketball, leading to record-setting attendances and season ticket sales for both programs.

In 2013-14, the men's basketball program sold out its season tickets for the entire year in May of 2013 in anticipation of the first season at Pinnacle Bank Arena. The more than 15,000 Husker fans that packed the new arena watched the Big Red roll to a 15-1 home record on their way to the 2014 NCAA Tournament. It was the fifth postseason trip for the men's basketball program since Boehm's arrival.

NU ranked 13th nationally in average home attendance (15,419) on its way to a top-four finish with an 11-7 record in the powerful Big Ten, while going 19-13 overall.

Under Boehm's supervision, the Nebraska women's basketball program has enjoyed the most success stretch in school history, earning six NCAA Tournament bids, including a pair of

NCAA Sweet 16 appearances in 2010 and 2013. The Huskers have produced the four highest single-season win totals in NU history over the past six years. The Big Red have finished the season ranked in the top 25 in four of the past six seasons - the first four top-25 final national rankings in school history.

In 2013-14, Nebraska won its first-ever women's basketball conference tournament title, claiming the Big Ten crown with a 3-0 run in Indianapolis.

Boehm also played a lead role in bringing NCAA Tournament basketball to Lincoln for the first time since 1993, as the Husker women played host to the NCAA Lincoln Regional. Eventual national champion UConn, Texas A&M, DePaul and BYU battled for a spot in the 2014 NCAA Women's Final Four. The two sessions attracted well over 17,000 fans.

Boehm, who played a significant role in aiding Nebraska's functional transition to the Big Ten Conference in 2011-12, was also instrumental in conceptualizing and developing the Husker Nation Pavilion, which is the premier pregame event around home football games.

Boehm also took the lead role in obtaining First National Bank and Ameritas as premier sponsors for the Nebraska Athletic Department for a combined deal worth more than \$7 million over a three-year period. First National Bank and Ameritas joined Verizon, Pepsi and adidas as premier corporate sponsors for Husker athletics.

Boehm held the same position at Pittsburgh from 1997 to 2003. Boehm assisted in the rise of the Panthers' basketball program with the men's team posting back-to-back Sweet 16 appearances in the NCAA Tournament. During construction of the Panthers' new athletic facilities, Boehm played a central role in Pitt's athletic teams moving to the UPMC Sports Performance Complex, Heinz Field and the Petersen Events Center.

Boehm served as interim athletic director at Pittsburgh for nearly five months before coming to NU. During that time, he hired men's basketball head coach Jamie Dixon.

Boehm also spent five years as associate executive director of the Tostitos Fiesta Bowl. He directed and managed a 125-member fund-raising committee of Arizona business people responsible for generating more than \$4.5 million in cash and in-kind partnerships. Previously he spent four years as associate executive director and public relations director of the Sun Bowl from 1987 to 1991.

Born in Grand Island, Boehm earned his bachelor's degree in communications from Kansas State in 1984 and added a master's degree in sports management from St. Thomas (Fla.) University in 1985. Boehm and his wife, the former Janelle Broderick of Minot, N.D., have three boys, Broderick, Christian and Lukas John.

ATHLETIC DEPARTMENT ADMINISTRATION



Chris Anderson
 Associate A.D./Community,
 Governmental & Charitable
 Relations



Chris Brasfield
 Associate A.D./ Student-
 Athlete Recruitment &
 Experience



Bob Burton
 Senior Associate A.D./
 Facilities & Capital Planning



John Jentz
 Executive
 Associate A.D./
 Chief Financial Officer



Dennis Leblanc
 Executive
 Associate A.D./
 Academics



Pat Logsdon
 Executive
 Associate A.D./
 Administration & SWA



Diane Mendenhall
 Senior Associate A.D./
 Ticketing, Premium Seating
 & Strategic Engagement



Todd Stull
 Director of Strategic
 Collaboration, Mental
 Performance & Research



Jamie Vaughn
 Senior Associate A.D./
 Compliance



Steve Waterfield
 Executive
 Associate A.D./
 Performance and Strategic
 Research



Keith Zimmer
 Senior Associate A.D./
 Life Skills and N Club

N 2017-18 NEBRASKA BASKETBALL ATHLETIC DEPARTMENT STAFF



Holly Adam
Assistant A.D./
Ticketing



Mike Arthur
Director of Strength
& Conditioning
Performance Research



Melissa Baack
Director of Business
Enterprises



Christopher Bach
NAPL
Assistant Director



Alvin Banks
Coordinator of Student-
Athlete Development



Ridge Barber
Digital Media
Content Producer



Leslie Bargaen
Development Officer



Jonathan Bateman
Compliance Coordinator



Deveron Baxter
Training Table
Team Leader



Gil Becerra
HVAC Service
Technician



Traci Becker
Accounting Clerk



Jamie Belt
Assistant Strength
Coach



Tyson Billings
Assistant Ticket &
Engagement Manager



Derek Bond
Event Management
Specialist



Daniel Bottcher
Building Services
Technician



Daisymae Brayton
Assistant A.D./Human
Resources



Kimberly Brick
Custodial Supervisor



Brad Brown
Assistant Athletic Trainer



Erynn Butzke
Spirit Squad
Head Coach



Stacey Burling
Director of Education &
Engagement Programs



Jessica Calvi
NAPL Senior
Research Associate



Juanita Carstens
Capital Planning,
Construction & Events
Secretary



Chad Carter
Electrician



Whitney Cave
Assistant Ticketing &
Engagement Manager



Chad Chiesa
IT Operations
Manager



**Angela
Christ-Zemunski**
Asst. Ticketing &
Engagement Manager



Kayla Conrad
Assistant Director
of Life Skills



Karen Cook
Husker Power
Staff Secretary



Stewart Craig
Memorial Stadium
Trades Supervisor



Scott Crawford
NAPL Post-Doc
Research Associate



Kim Daniel
Custodial Supervisor



Matt Davidson
Director of Events



Megan Davison
Business Office Associate



Mike Dobbs
Development
Fundraising Officer



Ryan Donahoe
Plumber/Pipefitter
Devaney Sports Center



Kayln Doyle
Compliance Coordinator



Tom Dufresne
Assistant Athletic Trainer



Robert Dugas, M.D.
Chief of Staff



Andrea Einspahr
Learning Specialist



Paul Ellenberger
Guest Relations,
Security Attendant



Jolene Emricson
Assistant Athletic Trainer



Anton Engel
Guest Relations,
Security Attendant



Boyd Epley
Assistant A.D./Strength
and Conditioning



Brian Erickson
Custodian/Events Setup



Andrew Ervin
Assistant
Strength Coach



Jane Farrell
Human Resources
Coordinator



Mary Fisher
Custodian/Events Setup



Dan Floyd
Director of Information
Technology



Derek Freeman
Director of
Annual Giving



Lindsey Freeman
Director of Premium
Seating &
Engagement



Mattie Fowler
Development
Operations Director



Shawn Gariboy
Dining Service Associate



Herman Gesch
Guest Relations,
Security Attendant



Holly Glenn
Compliance Secretary



Randy Gobel
Director of Athletic
Facilities (Devaney)



Ray Godtel
Guest Relations,
Security Attendant



Jeff Green
Electrician



Drew Greenfield
Custodian/Events Setup



Mike Greenfield
Building Services
Manager



Marla Grose
Development Officer



**Brittany
Gruntorad**
Assistant Ticket
Manager



Scott Guthrie
Broadcast Engineer



Anne Hackbart
Project Coordinator/
Softball Office Manager



Jami Hagedorn
Assistant A.D./Business
Operations



Janell Hall
Director of Concessions
Operations



Nancy Hamann
Dining Service Associate



Drew Hamblin
Assistant Athletic Trainer



Brett Hansen
Help Desk Manager



Chynna Hardy
Capital Projects
Coordinator



Jack Harper
Custodian, Events Setup



Alex Harris
Assistant Director
of Marketing & Fan
Experience



Justin Harris, MD
Team Physician, Orthopaedic
Surgeon

ADMINISTRATION



Lauren Harris
Assistant Strength Coach



Bryan Harrod
Assistant Equipment Manager



Stuart Hart
Women's Basketball Strength Coach



Kirk Hartman
Executive Director of Video Production



Ryan Hasenkamp
NARL Post-Doc Senior Research Associate



Sheri Hastings
Academic Counselor



Caleb Hawley
Academic Counselor



Eric Haynes
Assistant A.D./Facilities



Lonna Henrichs
Director of Licensing



Tim Henrichs
Event Management Specialist



Matt Henry
Development and Ticketing Strategy Analytics Associate



Kevin Herbel
Director of Planning and Reporting



Jared Hertzelt
Turfgrass Manager



Jean Hinton
Business Office Associate



Schuyler Hoffer
Dining Service Associate



Amanda Holtzwarth
Video Production Coordinator



Matt Honnor
Custodian, Events Setup



Phil Hood
Trade Supervisor



Ruth Hood
Dining Service Associate



Denise Howell
Learning Specialist



Leah Huber
Academics Administrative Assistant



Ben Huenemann
Capital Planning Assistant



Butch Hug
Associate A.D./Facilities and Events



Syed Hussain
Guest Relations, Security Attendant



John Ingram
Associate A.D./Capital Planning & Construction



Brad Isham
Capital Projects Coordinator



Katie Jewell
Associate Director of Academic Programs



Jena Johnson
Associate Director of Compliance



Patrick Kelly
Senior Security Attendant



Marcia Kennedy
Assistant Athletic Trainer



Kyle Kotrous
Assistant Equipment Manager



Jeff Kinnison
Custodian/Events Setup



Eric Kissinger
Guest Relations, Security Attendant



Shot Kleen
Assistant A.D./HuskerVision



Brian Kmita
Assistant Strength Coach



Alex Kringen
Chief Development Officer



Dale Kruse
Director of Athletic Food Service



Ty LaFollette
Custodian/Events Setup



Mitzi Lenz
Executive Assistant, Administration



Lisa Loewenstein
Assistant Athletic Trainer



Marlon Lozano
Spirit Squad Manager



Jennifer Matlock
Dining Service Associate



Mark Mayer
Head Football Athletic Trainer



Danny McEntarffer
Guest Relations, Security Attendant



Clete McLeod
Associate Football Strength Coach



Alan Moore
Electrician



Andy Moser
Event Management Specialist



Kelly Mosier
Assistant A.D./Creative & Emerging Media



Darren Mustin
Assistant Strength Coach



Blake Nelson
Assistant Turf Manager



Mike Nieman
Academic Counselor



Diane Nietfeldt
Shipping and Receiving Clerk



Lucas Novotny
Assistant Strength Coach



Andre Osorio
Buildings and Grounds Supervisor



Chris Pankonin
Games Presentation Specialist



Maria Perez-Segovia
Dining Service Associate



Patricia Peterson
Associate Director of Compliance



Jon Pfeifer
Assistant Strength Coach



Mark Philipp
Head Football Strength Coach



Jack Pierce
Athletic Development Fundraising Officer



Sophie Pomrehn
Assistant Director of Performance Nutrition



Marvin Potter
Trade Supervisor



Jenni Puchalla
Development and Ticketing Manager



Laure Ragoss
Associate A.D./Compliance



Kevin Raguse
Video Production Specialist



Rox Rasmussen
Director of Concessions Events



Jason Rathe
Assistant A.D./Marketing and Fan Experience



Kristi Reetz
Ticket Operations Director



Lindsey Remmers
Director of Sports Nutrition



Brian Rempe
Custodial Leader



Juan Rico
Microcomputer Specialist



Dan Ridenour
Assistant Strength Coach

ADMINISTRATION

N 2017-18 NEBRASKA BASKETBALL
ATHLETIC DEPARTMENT STAFF



Brian Rosenthal
*Staff Writer/Creative
 Content Specialist*



Joann Ross
Learning Specialist



Ashley Rudolph
Assistant Athletic Trainer



Rusty Ruffcorn
*Assistant
 Strength Coach*



David Rule
Assistant Athletic Trainer



George Scheel
*Guest Relations,
 Security Attendant*



Kim Schellpeper
*Associate Director of
 Academic Programs*



Amy Seiler
Massage Therapist



Sam Sharpe
*Guest Relations,
 Security Attendant*



John Shaw
*Building Service
 Technician*



Anthony Shepherd
*Supply & Distribution
 Clerk*



Brad Smith
*Assistant Director
 of Sports Analytics -
 Analysis*



Michael Steele
*Executive Chef/
 Asst. Director of Athletic
 Food Service*



Ashley Stone
Director of PEO Programs



Heather Strope
*Business Office Accounting
 Associate*



Kathryn Swanson
Dining Service Associate



Jay Terry
Equipment Manager



Mary Timblin
*Sports Nutrition
 Administrative Assistant*



Matt Tomjack
*Director of Marketing
 and Fan Experience*



Steve Torske
*Building & Grounds
 Supervisor*



Julie Tuttle
Assistant Athletic Trainer



Dan Van De Riet
*Associate A.D./
 Football Operations*



John Varrati
Custodial Supervisor



Brady Vossler
*Asst. Ticketing &
 Engagement Manager*



Jerry Weber
*Associate Director of
 Athletic Medicine/Head
 Athletic Trainer*



Tyler Weeda
Assistant Athletic Trainer



Heidi Wetherbee
*Assistant Director of
 Marketing and Fan
 Experience*



Erin Widrig
*Assistant Equipment
 Manager*



Jackie Wilken
*Athletic Medicine
 Administrative
 Coordinator*



**Karen Williamson
 Conway**
Assistant Ticket Manager



Jordan Wilson
*Assistant Director
 of Life Skills*



Brett Woods
Athletic Psychologist



Linda Ybarra
*Capital Planning and
 Construction
 Administrative Assistant*



Lynn Zhang
*Assistant Director of Sports
 Nutrition*



Andrew Zimmer
*Academics Computing
 Specialist*

ADMINISTRATION



JORDY TSHIMANGA

OPPONENTS

N 2017-18 NEBRASKA BASKETBALL

BIG TEN COMPOSITE SCHEDULE

NOVEMBER

10	Campbell at Penn State	3 p.m.	BTN Plus
	Indiana at Indiana State	6 p.m.	BTN Plus
	Maryland vs. Stony Brook [1]	6 p.m.	BTN Plus
	CCNY at Rutgers	6 p.m.	BTN Plus
	Robert Morris at Ohio State	6 p.m.	BTN Plus
	South Carolina State at Wisconsin	6 p.m.	BTN Plus
	Southern at Illinois	7 p.m.	BTN Plus
	North Florida at Michigan State	7 p.m.	BTN
	USC Upstate at Minnesota	7 p.m.	BTN Plus
	SIU-Edwardsville at Purdue	7 p.m.	BTN Plus
	Loyola Marymount at Northwestern	7:30 p.m.	BTN Plus
	Chicago State at Iowa	8 p.m.	BTN Plus
11	Michigan vs. North Florida	6:30 p.m.	BTN
	Eastern Illinois at Nebraska	TBD	BTN Plus
12	Radford at Ohio State	1:30 p.m.	BTN Plus
	Central Connecticut State at Rutgers	1:30 p.m.	BTN Plus
	Alabama State at Iowa	3 p.m.	BTN Plus
	Chicago State at Purdue	3 p.m.	BTN
	Fairleigh Dickinson at Penn State	4 p.m.	BTN Plus
	Tennessee-Martin at Illinois	5 p.m.	ESPN
	Maryland Eastern Shore at Maryland	5 p.m.	BTN Plus
	Yale at Wisconsin	5 p.m.	BTN
	Howard at Indiana	7 p.m.	BTN
13	Minnesota at Providence [2]	5:30 p.m.	FS1
	Central Michigan at Michigan	6 p.m.	BTN
	North Texas at Nebraska	7 p.m.	BTN Plus
	Saint Peter's at Northwestern	7 p.m.	BTN Plus
14	Michigan State vs. Duke [3]	6 p.m.	ESPN
	Cleveland State at Rutgers	6 p.m.	BTN
	Purdue at Marquette [2]	7:30 p.m.	FS1
15	Indiana at Seton Hall [2]	5:30 p.m.	FS1
	Montana at Penn State	6 p.m.	BTN
	Niagara at Minnesota	7 p.m.	BTN Plus
	Butler at Maryland [2]	7:30 p.m.	FS1
	Creighton at Northwestern [2]	8 p.m.	BTN
16	Nebraska at St. John's [2]	5:30 p.m.	FS1
	Southern Mississippi at Michigan	6 p.m.	BTN Plus
	Texas Southern at Ohio State	6 p.m.	BTN
	Grambling State at Iowa	7 p.m.	BTN Plus
	Xavier at Wisconsin [2]	7:30 p.m.	FS1
17	Columbia at Penn State	6 p.m.	BTN Plus
	DePaul at Illinois [2]	7:30 p.m.	BTN
18	Northwestern vs. La Salle [4]	1:30 p.m.	TBD
	Fairfield at Purdue	6 p.m.	BTN Plus
	Bucknell at Maryland	TBD	BTN or BTN Plus
19	Coppin State at Rutgers	11:30 a.m.	BTN Plus
	North Dakota at Nebraska	1 p.m.	BTN
	Northeastern at Ohio State	1 p.m.	BTN Plus
	Stony Brook at Michigan State	3 p.m.	BTN
	Western Carolina at Minnesota	3:30 p.m.	FS1
	Marshall at Illinois	4 p.m.	BTN Plus
	South Florida at Indiana	5 p.m.	BTN
	Northwestern vs. Boston College/Texas Tech [4]	TBD	TBD
20	Iowa vs. Louisiana [5]	Noon	TBD
	Jackson State at Maryland	6 p.m.	BTN
	Penn State vs. Pittsburgh [7]	8:30 p.m.	TBD
	Wisconsin vs. Baylor [8]	8:30 p.m.	TBD
	Michigan vs. LSU [6]	10:30 p.m.	ESPN
21	Bryant at Rutgers	6 p.m.	BTN Plus
	Alabama A&M at Minnesota	7 p.m.	BTN
	Iowa vs. South Dakota State/Wyoming [5]	TBD	TBD
	Michigan vs. Notre Dame/Chaminade [6]	TBD	TBD
	Penn State vs. Oklahoma State/Texas A&M [7]	TBD	TBD
	Wisconsin vs. Creighton/UCLA [8]	TBD	TBD
22	Purdue vs. Tennessee [9]	11 a.m.	TBD
	Augustana (Ill.) at Illinois	6 p.m.	BTN Plus
	Arkansas State at Indiana	6 p.m.	BTN
	Iowa vs. TBD [5]	TBD	TBD
	Michigan vs. TBD [6]	TBD	TBD
23	Nebraska vs. UCF [11]	5 p.m.	ESPN3
	Michigan State vs. DePaul [10]	10:30 p.m.	ESPN
	Ohio State vs. Gonzaga [10]	10:59 p.m.	ESPN2
	Purdue vs. Villanova/Western Kentucky [9]	TBD	TBD
24	East Carolina at Rutgers	Noon	BTN Plus

	Oral Roberts at Penn State	2 p.m.	BTN Plus
	Eastern Michigan at Indiana	3:30 p.m.	BTN
	Nebraska vs. West Virginia/Marist [11]	4/6:30 p.m.	ESPN2/3
	North Carolina Central at Illinois	6:30 p.m.	BTN Plus
	Sacred Heart at Northwestern	7:30 p.m.	BTN Plus
	Milwaukee at Wisconsin	8 p.m.	BTN
	Maryland vs. St. Bonaventure [12]	8:30 p.m.	CBSSN
	Michigan State vs. Connecticut/Oregon [10]	TBD	TBD
	Minnesota vs. Massachusetts [13]	TBD	TBD
	Ohio State vs. Florida/Stanford [10]	TBD	TBD
	Purdue vs. TBD [9]	TBD	TBD
25	Maryland vs. New Mexico/TCU [12]	3/6 p.m.	TBD
	Minnesota vs. Alabama [13]	TBD	TBD
26	UC Riverside at Michigan	3 p.m.	FS1
	Michigan State vs. TBD [10]	TBD	TBD
	Nebraska vs. TBD [11]	TBD	ESPN/3
	Ohio State vs. TBD [10]	TBD	TBD
27	Maryland at Syracuse [14]	6 p.m.	ESPN2
	Wisconsin at Virginia [14]	8 p.m.	ESPN2
28	Northwestern at Georgia Tech [14]	6 p.m.	ESPN2
	Florida State at Rutgers [14]	6 p.m.	ESPN
	Louisville at Purdue [14]	7 p.m.	ESPN
	Illinois at Wake Forest [14]	8 p.m.	ESPN
	Iowa at Virginia Tech [14]	8 p.m.	ESPN2
29	Clemson at Ohio State [14]	6:15 p.m.	ESPN2
	Penn State at NC State [14]	6:15 p.m.	ESPN
	Michigan at North Carolina [14]	6:30 p.m.	ESPN
	Miami at Minnesota [14]	8:15 p.m.	ESPN2
	Boston College at Nebraska [14]	8:15 p.m.	ESPN
	Duke at Indiana [14]	8:30 p.m.	ESPN
30	Notre Dame at Michigan State [14]	6 p.m.	ESPN

DECEMBER

1	Purdue at Maryland	6 p.m.	BTN
	Illinois at Northwestern	8 p.m.	BTN
2	Indiana at Michigan	11:30 a.m.	CBS Sports
	Penn State at Iowa	4 p.m.	BTN
	Ohio State at Wisconsin	4 p.m.	FOX
3	Northwestern at Purdue	3 p.m.	BTN
	Nebraska at Michigan State	3:30 p.m.	FS1
	Rutgers at Minnesota	5 p.m.	BTN
	Maryland at Illinois	7 p.m.	BTN
4	Michigan at Ohio State	5:30 p.m.	FS1
	Wisconsin at Penn State	6 p.m.	ESPN2
	Iowa at Indiana	7 p.m.	BTN
5	Michigan State at Rutgers	6 p.m.	BTN
	Minnesota at Nebraska	8 p.m.	BTN
6	Austin Peay State at Illinois	7 p.m.	BTN
	Wisconsin at Temple	7 p.m.	ESPN
7	Valparaiso at Purdue	5:30 p.m.	FS1
	Ohio at Maryland	6 p.m.	BTN
	NJIT at Rutgers	6 p.m.	BTN Plus
	Iowa at Iowa State	7 p.m.	ESPN2
9	UCLA at Michigan	11 a.m.	CBS Sports
	William & Mary at Ohio State	11 a.m.	BTN Plus
	Marquette at Wisconsin	11 a.m./1 p.m.	FOX or FS1
	Gardner-Webb at Maryland	11:30 a.m.	BTN Plus
	Indiana at Louisville	1 p.m.	ESPN
	Nebraska at Creighton	1:30 p.m.	FS1
	George Washington at Penn State	3 p.m.	BTN
	Southern Utah at Michigan State	5 p.m.	BTN
	Minnesota at Arkansas	5:45 p.m.	SEC Network
	Fairleigh Dickinson at Rutgers	6 p.m.	BTN Plus
	Illinois at UNLV	10:59 p.m.	ESPN2
10	Southern at Iowa	4 p.m.	BTN
	IUPUI at Purdue	6 p.m.	BTN
11	Chicago State at Northwestern	6 p.m.	FS1
	Drake at Minnesota	7 p.m.	BTN
12	Catholic at Maryland	6 p.m.	BTN Plus
	Fordham at Rutgers	6 p.m.	ESPN
	Michigan at Texas	8 p.m.	ESPN2
13	Longwood at Illinois	7 p.m.	BTN
	Western Kentucky at Wisconsin	7 p.m.	FS1

14	Valparaiso at Northwestern	7 p.m.	BTN
16	Seton Hall at Rutgers	11 a.m.	BTN
	Purdue vs. Butler [16]	11 a.m.	FOX
	Michigan vs. Detroit [18]	11 a.m.	ESPN
	Iowa vs. Drake [17]	1 p.m.	BTN
	Northwestern at DePaul	1 p.m.	FS1
	Michigan State vs. Oakland [18]	1:30 p.m.	ESPN
	Indiana vs. Notre Dame [16]	1:30 p.m.	FOX
	Appalachian State at Ohio State	5 p.m.	BTN
	Illinois vs. New Mexico State [15]	7 p.m.	BTN
	Kansas at Nebraska	7 p.m.	FS1
17	Penn State at George Mason	3 p.m.	TBD
18	Houston Baptist at Michigan State	5 p.m.	BTN
	Fort Wayne at Indiana	7 p.m.	BTN
19	The Citadel at Ohio State	6 p.m.	BTN
	Binghamton at Penn State	6 p.m.	BTN Plus
	Lewis at Northwestern	7 p.m.	BTN Plus
	Southern at Iowa	8 p.m.	BTN
20	UTSA at Nebraska	7 p.m.	BTN
21	Tennessee State at Purdue	5 p.m.	BTN Plus
	Fairleigh Dickinson at Maryland	6 p.m.	ESPN
	Long Beach State at Michigan State	6 p.m.	BTN Plus
	Tennessee Tech at Indiana	7 p.m.	BTN
	Oral Roberts at Minnesota	7 p.m.	BTN Plus
	Alabama A&M at Michigan	8 p.m.	ESPN
22	Northwestern at Oklahoma	6 p.m.	ESPN2
	Rider at Penn State	6 p.m.	BTN
	Stony Brook at Rutgers	6 p.m.	BTN Plus
	Delaware State at Nebraska	7 p.m.	BTN Plus
	Iowa vs. Colorado [19]	8 p.m.	BTN
23	Ohio State vs. North Carolina [21]	12:30 p.m.	CBS Sports
	Florida Atlantic at Minnesota	2:30 p.m.	BTN
	Green Bay at Wisconsin	4:30 p.m.	BTN
	Illinois vs. Missouri [20]	7 p.m.	ESPN2
27	Chicago State at Wisconsin	8 p.m.	ESPN
28	Hartford at Rutgers	6 p.m.	BTN Plus
29	Cleveland State at Michigan State	5 p.m.	BTN
	Youngstown State at Indiana	7 p.m.	BTN
	Northern Illinois at Iowa	7 p.m.	BTN Plus
	UMBC at Maryland	7 p.m.	FS1
	Stetson at Nebraska	7 p.m.	BTN Plus
30	Brown at Northwestern	11 a.m.	FS1
	Miami (Ohio) at Ohio State	11 a.m.	ESPN
	Harvard at Minnesota	1 p.m.	BTN
	Coppin State at Penn State	1 p.m.	BTN Plus
	Grand Canyon at Illinois	3 p.m.	BTN Plus
	UMass Lowell at Wisconsin	3 p.m.	BTN
	Jacksonville at Michigan	5 p.m.	BTN
	Lipscomb at Purdue	7 p.m.	BTN
31	Savannah State at Michigan	11 a.m.	BTN

JANUARY

2	Michigan State at Iowa	6 p.m.	ESPN or ESPN2
	Penn State at Maryland	6 p.m.	BTN
	Indiana at Wisconsin	6 p.m.	ESPN or ESPN2
	Nebraska at Northwestern	8 p.m.	BTN
3	Rutgers at Purdue	6 p.m.	BTN
	Illinois at Minnesota	8 p.m.	BTN
4	Ohio State at Iowa	6 p.m.	ESPN
	Maryland at Michigan State	7 p.m.	FS1
5	Wisconsin at Rutgers	6 p.m.	ESPN2
	Northwestern at Penn State	7 p.m.	FS1
6	Illinois at Michigan	11 a.m.	BTN
	Nebraska at Purdue	1:15 p.m.	BTN
	Indiana at Minnesota	4:15 p.m.	ESPN2
7	Michigan State at Ohio State	12:30/3:30 p.m.	CBS Sports
	Iowa at Maryland	7 p.m.	FS1
9	Penn State at Indiana	5:30 p.m.	BTN
	Wisconsin at Nebraska	7:30 p.m.	BTN
	Purdue at Michigan	8 p.m.	ESPN or ESPN2
10	Rutgers at Michigan State	6 p.m.	BTN
	Minnesota at Northwestern	8 p.m.	BTN

11	Maryland at Ohio State Iowa at Illinois	6 p.m. 7 p.m.	ESPN or ESPN2 FS1	13	Maryland at Nebraska Northwestern at Rutgers Michigan State at Minnesota	6 p.m. 8 p.m. 8 p.m.	BTN BTN ESPN or ESPN2
12	Nebraska at Penn State	6 p.m.	BTN	14	Iowa at Michigan Illinois at Indiana	5:30 p.m. 7:30 p.m.	BTN BTN
13	Michigan at Michigan State Purdue at Minnesota	11 a.m. 11 a.m.	FOX ESPN2	15	Purdue at Wisconsin Ohio State at Penn State	6 p.m. 7 p.m.	ESPN or ESPN2 BTN
14	Northwestern at Indiana Ohio State at Rutgers	12:30/3:30 p.m. 6 p.m.	CBS Sports BTN	17	Indiana at Iowa Michigan State at Northwestern Rutgers at Maryland	1 p.m. 1 p.m. 7 p.m.	ESPN or ESPN2 FOX BTN
15	Maryland at Michigan Minnesota at Penn State Illinois at Nebraska	5:30 p.m. 6 p.m. 8 p.m.	FS1 BTN BTN	18	Ohio State at Michigan Nebraska at Illinois Penn State at Purdue	Noon 2:30 p.m. 7 p.m.	CBS Sports BTN BTN
16	Wisconsin at Purdue	6 p.m.	ESPN or ESPN2	19	Maryland at Northwestern Minnesota at Wisconsin	6 p.m. 8 p.m.	FS1 FS1
17	Iowa at Rutgers Ohio State at Northwestern	6 p.m. 8 p.m.	BTN BTN	20	Illinois at Michigan State Rutgers at Ohio State Indiana at Nebraska	6 p.m. 6 p.m. 8 p.m.	ESPN or ESPN2 BTN BTN
18	Minnesota at Maryland Michigan at Nebraska	7:30 p.m. 8 p.m.	FS1 BTN	21	Michigan at Penn State Iowa at Minnesota	6 p.m. 8 p.m.	BTN BTN
19	Indiana at Michigan State Illinois at Wisconsin	6 p.m. 8 p.m.	FS1 FS1	22	Purdue at Illinois Wisconsin at Northwestern	6 p.m. 6 p.m.	FS1 ESPN or ESPN2
20	Purdue at Iowa Minnesota vs. Ohio State [22] Penn State at Northwestern	11 a.m. 11 a.m. 1 p.m.	ESPN or ESPN2 BTN BTN	23	Ohio State at Indiana	7 p.m.	FS1
21	Rutgers at Michigan	11 a.m.	BTN	24	Michigan at Maryland	11 a.m.	ESPN or ESPN2
22	Maryland at Indiana Nebraska at Ohio State Michigan State at Illinois	6 p.m. 7 p.m. 8 p.m.	FS1 BTN FS1	25	Michigan State at Wisconsin Illinois at Rutgers Minnesota at Purdue Penn State at Nebraska Northwestern at Iowa	Noon 2 p.m. 3 p.m. 4:15 p.m. 6:30 p.m.	CBS Sports BTN FS1 BTN BTN
23	Wisconsin at Iowa Northwestern at Minnesota	6 p.m. 8 p.m.	ESPN or ESPN2 BTN	28	Big Ten Tournament Game #1 Big Ten Tournament Game #2	TBD TBD	BTN BTN
24	Nebraska at Rutgers Indiana at Illinois	6 p.m. 8 p.m.	BTN BTN	MARCH			
25	Michigan at Purdue Penn State at Ohio State	6 p.m. 7 p.m.	ESPN2 BTN	1	Big Ten Tournament Game #3 Big Ten Tournament Game #4 Big Ten Tournament Game #5 Big Ten Tournament Game #6	11 a.m. 1:30 p.m. 5:30 p.m. 8 p.m.	BTN BTN BTN BTN
26	Wisconsin at Michigan State	7 p.m.	FS1	2	Big Ten Tournament Game #7 Big Ten Tournament Game #8 Big Ten Tournament Game #9 Big Ten Tournament Game #10	11 a.m. 1:30 p.m. 5:30 p.m. 8 p.m.	BTN BTN BTN BTN
27	Rutgers at Penn State Iowa at Nebraska	3 p.m. 7 p.m.	BTN BTN	3	Big Ten Tournament Game #11 Big Ten Tournament Game #12	1 p.m. 3:30 p.m.	CBS Sports CBS Sports
28	Michigan State at Maryland Purdue at Indiana	Noon 2:30 p.m.	CBS Sports FOX	4	Big Ten Tournament Championship Game	3:30 p.m.	CBS Sports
29	Northwestern at Michigan Nebraska at Wisconsin	6 p.m. 8 p.m.	FS1 TBD	<i>All times listed are Central; Dates and times subject to change</i>			
30	Rutgers at Illinois Indiana at Ohio State Minnesota at Iowa	6 p.m. 6 p.m. 8 p.m.	TBD ESPN or ESPN2 BTN	<i>Schedule as of Sept. 15</i>			
31	Penn State at Michigan State Maryland at Purdue	5:30 p.m. 7:30 p.m.	BTN BTN	Schedule Key			
FEBRUARY				[1] Nassau Veterans Memorial Coliseum, East Garden City, N.Y.			
1	Northwestern at Wisconsin	7:30 p.m.	FS1	[2] Gavitt Tipoff Games			
3	Minnesota at Michigan Purdue at Rutgers Michigan State at Indiana Iowa at Penn State	1:30 p.m. 3 p.m. 5 p.m./7 p.m. 5 p.m./7 p.m.	FOX BTN ESPN or ESPN2 BTN	[3] Champions Classic (United Center, Chicago, Ill.)			
4	Illinois at Ohio State Wisconsin at Maryland	11 a.m. Noon	FS1 CBS Sports	[4] Hall of Fame Tip-Off (Uncasville, Conn.)			
5	Indiana at Rutgers	6 p.m.	BTN	[5] Cayman Islands Classic			
6	Michigan at Northwestern Michigan State at Iowa Nebraska at Minnesota	6 p.m. 8 p.m. 8 p.m.	BTN ESPN or ESPN2 BTN	[6] Maui Invitational (Lahaina, Hawaii)			
7	Maryland at Penn State Ohio State at Purdue	5:30 p.m. 7:30 p.m.	BTN BTN	[7] Legends Classic (Barclays Center, Brooklyn, N.Y.)			
8	Wisconsin at Illinois	8 p.m.	BTN	[8] Hall of Fame Classic (Sprint Center, Kansas City, Mo.)			
9	Minnesota at Indiana	5:30 p.m.	FS1	[9] Battle 4 Atlantis (Paradise Island, The Bahamas)			
10	Northwestern at Maryland Rutgers at Nebraska Purdue at Michigan State Iowa at Ohio State	11 a.m. 3 p.m. 5 p.m./7 p.m. 5 p.m./7 p.m.	ESPN or ESPN2 BTN ESPN or ESPN2 BTN	[10] PK80 Invitational (Portland, Ore.)			
11	Michigan at Wisconsin Penn State at Illinois	Noon 6 p.m.	CBS Sports BTN	[11] Advocare Invitational (ESPN Wide World of Sports, Lake Buena Vista, Fla.)			
				[12] Emerald Coast Classic (Northwest Florida State College, Niceville, Fla.)			
				[13] Barclays Center Classic (Barclays Center, Brooklyn, N.Y.)			
				[14] 19th annual ACC/Big Ten Challenge			
				[15] United Center, Chicago, Ill.			
				[16] Crossroads Classic (Bankers Life Fieldhouse, Indianapolis, Ind.)			
				[17] Big Four Classic (Wells Fargo Arena, Des Moines, Iowa)			
				[18] Little Caesars Arena, Detroit, Mich.			
				[19] Sanford Pentagon, Sioux Falls, S.D.			
				[20] Braggini' Rights Classic (Scotttrade Center, St. Louis, Mo.)			
				[21] CBS Sports Classic (Smoothie King Center, New Orleans, La.)			
				[22] Super Saturday (Madison Square Garden, New York, N.Y.)			
				All dates and times subject to change; All times Central			



2018 NCAA TOURNAMENT

68-Team Field Announcement

Sunday, March 11, 2017

First Four

Tuesday-Wednesday, March 13-14, 2018

Site (host): Dayton, Ohio: University of Dayton Arena

First/Second Rounds

Thursday and Saturday, March 15 and 17, 2018

Site (host): Pittsburgh, Pa.; PPG Paints Arena (Duquesne)

Site (host): Wichita, Kan.; Intrust Bank Arena

(Wichita State/MVC)

Site (host): Dallas, Texas; American Airlines Center (Big 12)

Site (host): Boise, Idaho; Taco Bell Arena (Boise State)

Friday and Sunday, March 16 and 18, 2018

Site (host): Charlotte, N.C.; Spectrum Arena

(UNC Charlotte)

Site (host): Detroit, Mich.; Little Caesars Arena

(University of Detroit)

Site (host): Nashville, Tenn.; Bridgestone Arena

(Ohio Valley Conference)

Site (host): San Diego, Calif.; Viejas Arena

(San Diego State)

NCAA Regionals (South/West)

Thursday and Saturday, March 22 and 24, 2017

Site (host): Atlanta, Ga.; Philips Arena (Georgia Tech)

Site (host): Los Angeles, Calif.; STAPLES Center

(Pepperdine)

NCAA Regionals (East/Midwest)

Friday and Sunday, March 24 and 26, 2017

Site (host): Boston, Mass.; TD Garden (Boston College)

Site (host): Omaha, Neb.; CenturyLink Center Omaha

(Creighton)

Final Four

Saturday and Monday, March 31 and April 2, 2018

Site (host): San Antonio, Texas; Alamodome (UTSA)

Tentative Tip-off times are 5:07 p.m. & 8:18 p.m. (CT)

FUTURE FINAL FOUR SITES

April 6 & 8, 2019 at U.S. Bank Stadium; Minneapolis, Minn.

April 4 & 6, 2020 at Mercedes-Benz Stadium; Atlanta, Ga.

April 3 & 5, 2021 at Lucas Oil Stadium; Indianapolis, Ind.

April 2 & 4, 2022 at Mercedes-Benz Superdome;

New Orleans, La.



2017-18 NEBRASKA BASKETBALL
NON-CONFERENCE OPPONENTS

EASTERN ILLINOIS

Nov. 11 | TBD | BTN Plus

General Info

Location.....Charleston, Ill.
 Founded.....1895
 Enrollment.....7,415
 Nickname.....Panthers
 Colors.....Blue & Gray
 President.....Dr. David M. Glassman
 Athletics Director.....Tom Michael
 Conference.....Ohio Valley
 Arena.....Lantz Arena (5,300)
 Website.....eiupanthers.com
 MBB Twitter.....@eiubasketball

Team Information

2016-17 Record (Conf. Record).....14-45 (6-10, 5th-West)
 Lettermen R/L.....8/4
 Starters R/L.....4/1

Series Information

Overall.....Nebraska leads, 5-0
 In Lincoln.....Nebraska leads, 5-0
 Last Meeting.....Nebraska 85, E. Illinois 71 (11/21/2000)

Head Coach

Head Coach (Year).....Jay Spoonhour (Pittsburg State, 1994)
 Record at School.....67-87 (Five seasons)
 Overall Record.....173-119 (10 seasons)

Media Relations

Basketball Contact.....Rich Moser
 Office/Cell.....(217) 581-7480/(217) 508-8317
 Email.....rlmoser@eiu.edu
 Press Row Phone.....(217) 581-5135

NORTH DAKOTA

Nov. 19 | 1 p.m. | BTN

General Info

Location.....Grand Forks, N.D.
 Founded.....1883
 Enrollment.....13,927
 Nickname.....Fighting Hawks
 Colors.....Kelly Green & White
 President.....Mark Kenned
 Athletics Director.....Brian Falson
 Conference.....Big Sky
 Arena.....Betty Engelstad Sioux Center (3,064)
 Website.....UNDSports.com
 MBB Twitter.....@UNDMBasketball

Team Information

2016-17 Record (Conf. Record).....22-10 (14-4, 1st)
 Lettermen R/L.....6/6
 Starters R/L.....2/3

Series Information

Overall.....Nebraska leads, 2-1
 In Lincoln.....Nebraska leads, 2-0
 Last Meeting.....Nebraska 77, North Dakota 46 (1/3/2011)

Head Coach

Head Coach (Year).....Brian Jones (Northern Iowa, 1994)
 Record at School.....166-179 (11 seasons)
 Overall Record.....Same

Media Relations

Basketball Contact.....Ryan Powell
 Office/Cell.....(701) 777-2986/(701) 213-5921
 Email.....ryan.powell@athletics.und.edu
 Press Row Phone.....(701) 777-5061

NORTH TEXAS

Nov. 13 | 7 p.m. | BTN Plus

General Info

Location.....Denton, Texas
 Founded.....1890
 Enrollment.....37,941
 Nickname.....Mean Green
 Colors.....Green and White
 President.....Neal Smatresk
 Athletics Director.....Wren Baker
 Conference.....Conference USA
 Arena.....The Super Pit (10,500)
 Website.....MeanGreenSports.com
 MBB Twitter.....@MeanGreenMBB

Team Information

2016-17 Record (Conf. Record).....8-22 (2-16, 14th)
 Lettermen R/L.....5/6
 Starters R/L.....3/2

Series Information

Overall.....Nebraska leads, 4-0
 In Lincoln.....Nebraska leads, 3-0
 Last Meeting.....Nebraska, 76, North Texas 57 (11/29/2006)

Head Coach

Head Coach (Year).....Grant McCasland (Baylor, 1999)
 Record at School.....0-0 (First season)
 Overall Record.....20-10 (One season)

Media Relations

Basketball Contact.....Justin Glover
 Office/Cell.....(940) 369-8548/(940) 783-8743
 Email.....justin.glover@unt.edu
 Press Row Phone.....(940) 565-4674

UCF

Nov. 23 | 6 p.m. | ESPN3

General Info

Location.....Orlando, Fla.
 Founded.....1963
 Enrollment.....64,000
 Nickname.....Knights
 Colors.....Black and Gold
 President/Chancellor.....John C. Hitt
 Athletics Director.....Danny White
 Conference.....American Athletic
 Arena.....CFE Arena (10,000)
 Website.....ucfnights.com
 MBB Twitter.....@UCF_MBB

Team Information

2016-17 Record (Conf. Record).....24-12 (11-7, 4th)
 Lettermen R/L.....6/3
 Starters R/L.....3/2

Series Information

Overall.....First Meeting
 At Neutral Sites.....N/A
 Last Meeting.....N/A

Head Coach

Head Coach (Year).....Johnny Dawkins (Duke, 1986)
 Record at School.....24-12 (One season)
 Overall Record.....180-127 (Nine seasons)

Media Relations

Basketball Contact.....Dan Forcella
 Office/Cell.....(407) 823-2142/(207) 650-6790
 Email.....dforcella@athletics.ucf.edu
 Press Row Phone.....(407) 823-2477

ST. JOHN'S

Nov. 16 | 5:30 p.m. | FS1
 Nov. 26 | TBA | TBA (Potential Opponent)

General Info

Location.....Queens, N.Y.
 Founded.....1870
 Enrollment.....20,881
 Nickname.....Red Storm
 Colors.....Red and White
 President.....Conrado "Bobby" Gempesaw, Ph.D.
 Athletics Director.....Anton Goff
 Conference.....Big East
 Arena.....Carnesecca Arena (5,602)
 Website.....RedStormSports.com
 MBB Twitter.....@StJohnsBBall

Team Information

2016-17 Record (Conf. Record).....14-19 (7-11, 8th)
 Lettermen R/L.....8/6
 Starters R/L.....4/1

Series Information

Overall.....First Meeting
 In Queens.....N/A
 Last Meeting.....N/A

Head Coach

Head Coach (Year).....Chris Mullin (St. John's, 1998)
 Record at School.....22-43 (Two seasons)
 Overall Record.....Same

Media Relations

Basketball Contact.....Stephen Dombrossi
 Office/Cell.....(718) 990-6897/(518) 928-6103
 Email.....dombross@stjohns.edu
 Press Row Phone.....(718) 990-5713

MARIST

Nov. 24 | 4/6:30 p.m. | ESPN2/ESPN3

General Info

Location.....Poughkeepsie, N.Y.
 Founded.....1929
 Enrollment.....4,764
 Nickname.....Red Foxes
 Colors.....Red and White
 President.....David N. Yellen
 Athletics Director.....Tim Murray
 Conference.....Metro Atlantic Athletic
 Arena.....McCann Arena (3,200)
 Website.....goredfoxes.com
 MBB Twitter.....@MaristMBB

Team Information

2016-17 Record (Conf. Record).....8-24 (5-15, t-10th)
 Lettermen R/L.....9/2
 Starters R/L.....4/1

Series Information

Overall.....First Meeting
 At Neutral Sites.....N/A
 Last Meeting.....N/A

Head Coach

Head Coach (Year).....Matt Maker (California Baptist, 1988)
 Record at School.....22-72 (Three seasons)
 Overall Record.....169-104 (Nine seasons)

Media Relations

Basketball Contact.....Mike Ferraro
 Office/Cell.....(845) 575-3321/(914) 456-3447
 Email.....Michael.J.Ferraro@marist.edu
 Press Row Phone.....(845) 454-2486

OPPONENTS

WEST VIRGINIA

Nov. 24 | 4/6:30 p.m. | ESPN2/ESPN3

General Info

Location Morgantown, W.Va.
 Founded 1867
 Enrollment 31,287
 Nickname Mountaineers
 Colors Old Gold and Blue
 President Dr. E. Gordon Gee
 Athletics Director Shane Lyons
 Conference Big 12
 Arena VU Coliseum (14,000)
 Website WVUsports.com
 MBB Twitter @WVUHoops

Team Information

2016-17 Record (Conf. Record) 28-9 (12-6, 2nd)
 Lettermen R/L 8/5
 Starters R/L 3/2

Series Information

Overall West Virginia leads, 1-0
 At Neutral Sites N/A
 Last Meeting West Virginia 45, Nebraska 19 (1/2/1930)

Head Coach

Head Coach (Year) Bob Huggins (West Virginia, 1977)
 Record at School 229-119 (10 seasons)
 Overall Record 819-330 (35 seasons)

Media Relations

Basketball Contact Bryan Messerly
 Office/Cell (304) 293-2821/(304) 216-3833
 Email bryan.messerly@mail.wvu.edu
 Press Row Phone (304) 293-2821

OREGON STATE (POTENTIAL OPPONENT)

Nov. 26 | TBA | TBA

General Info

Location Corvallis, Ore.
 Founded 1868
 Enrollment 31,303
 Nickname Beavers
 Colors Orange and Black
 President Dr. Edward Ray
 Athletics Director Scott Barnes
 Conference Pac-12
 Arena Gill Coliseum (9,604)
 Website osubeavers.com
 MBB Twitter @BeaverMBB

Team Information

2016-17 Record (Conf. Record) 5-27 (1-17, 12th)
 Lettermen R/L 10/2
 Starters R/L 5/0

Series Information

Overall Oregon State leads, 6-4
 At Neutral Sites Oregon State leads 1-0
 Last Meeting Nebraska 50, Oregon State 44 (12/12/09)

Head Coach

Head Coach (Year) Wayne Tinkle (Montana, 2005)
 Record at School 41-54 (Three seasons)
 Overall Record 199-145 (11 seasons)

Media Relations

Basketball Contact Shawn Schoeffler
 Office/Cell (541) 737-8898/(541) 231-1430
 Email shawn.schoeffler@oregonstate.edu
 Press Row Phone (541) 737-3020

LONG BEACH STATE (POTENTIAL OPPONENT)

Nov. 26 | TBA | TBA

General Info

Location Long Beach, Calif.
 Founded 1949
 Enrollment 36,288
 Nickname 49ers
 Colors Black and Gold
 President Dr. Jane Close Conoley
 Athletics Director Andy Fee
 Conference Big West
 Arena Walter Pyramid (4,200)
 Website longbeachstate.com
 MBB Twitter @LBSUHoops

Team Information

2016-17 Record (Conf. Record) 15-19 (9-7, 4th)
 Lettermen R/L 8/7
 Starters R/L 1/4

Series Information

Overall Nebraska leads, 3-0
 At Neutral Sites Nebraska leads, 1-0
 Last Meeting Nebraska 69, LBSU 68 (1/6/1996)

Head Coach

Head Coach (Year) Dan Monson (Idaho, 1985)
 Record at School 170-159 (Nine seasons)
 Overall Record 340-282 (20 seasons)

Media Relations

Basketball Contact Roger Kirk
 Office/Cell (562) 985-7565/(562) 505-0975
 Email Roger.kirk@csulb.edu
 Press Row Phone (562) 985-4667

BOSTON COLLEGE

Nov. 29 | 8:15 p.m. | ESPN

General Info

Location Chestnut Hill, Mass.
 Founded 1863
 Enrollment 14,100
 Nickname Eagles
 Colors Maroon and Gold
 President Rev. William P. Leahy, S.J.
 Athletics Director Martin Jarmond
 Conference Atlantic Coast
 Arena Silvio O. Conte Forum (8,606)
 Website bceagles.com
 MBB Twitter @BCMBB

Team Information

2016-17 Record (Conf. Record) 9-23 (2-16, 15th)
 Lettermen R/L 8/4
 Starters R/L 2/3

Series Information

Overall First Meeting
 In Lincoln N/A
 Last Meeting N/A

Head Coach

Head Coach (Year) Jim Christian (Rhode Island, 1988)
 Record at School 29-67 (Three seasons)
 Overall Record 272-220 (15 seasons)

Media Relations

Basketball Contact Mike Laprey
 Office/Cell (617) 552-2193/(401) 829-3747
 Email lapreym@bc.edu
 Press Row Phone (617) 552-8989

MISSOURI (POTENTIAL OPPONENT)

Nov. 26 | TBA | TBA

General Info

Location Columbia, Mo
 Founded 1839
 Enrollment 33,226
 Nickname Tigers
 Colors Old Gold and Black
 Chancellor Dr. Alexander Cartwright
 Athletics Director Jim Sterk
 Conference Southeastern
 Arena Mizzou Arena (15,061)
 Website mutigers.com
 MBB Twitter @MizzouHoops

Team Information

2016-17 Record (Conf. Record) 8-24 (2-16, t-13th)
 Lettermen R/L 8/4
 Starters R/L 5/3

Series Information

Overall Missouri leads, 126-93
 At Neutral Sites Missouri leads 14-12
 Last Meeting Nebraska 69, Missouri 58 (3/1/2011)

Head Coach

Head Coach (Year) Cuonzo Martin (Purdue, 2000)
 Record at School 0-0 (First season)
 Overall Record 186-121 (Nine seasons)

Media Relations

Basketball Contact Patrick Crawford
 Office/Cell (573) 882-2531/(573) 808-6050
 Email crawfordpa@missouri.edu
 Press Row Phone (573) 882-1442

CREIGHTON

Dec. 9 | 1:30 p.m. | FS1

General Info

Location Omaha, Neb.
 Founded 1878
 Enrollment 8,654
 Nickname Bluejays
 Colors Blue and White
 President Rev. Daniel S. Hendrickson, S.J., Ph.D.
 Athletics Director Bruce Rasmussen
 Conference Big East
 Arena CenturyLink Center Omaha (17,352)
 Website Gocreighton.com
 MBB Twitter @BluejayMBB

Team Information

2016-17 Record (Conf. Record) 25-10 (10-8, t-3rd)
 Lettermen R/L 9/6
 Starters R/L 2/3

Series Information

Overall Tied, 25-25
 In Omaha Creighton leads, 16-9
 Last Meeting Creighton 77, Nebraska 62 (12/7/2016)

Head Coach

Head Coach (Year) Greg McDermott (Northern Iowa, 1988)
 Record at School 166-82 (Seven seasons)
 Overall Record 446-277 (23 seasons)

Media Relations

Basketball Contact Rob Anderson
 Office/Cell (402) 280-5544/(402) 660-5854
 Email randerson@creighton.edu
 Press Row Phone (402) 599-6640

N 2017-18 NEBRASKA BASKETBALL NON-CONFERENCE OPPONENTS

KANSAS

Dec. 16 | 7 p.m. | FS1 (Shelter Insurance Showdown)

General Info

Location Lawrence, Kan.
 Founded 1866
 Enrollment 28,401
 Nickname Jayhawks
 Colors Crimson and Blue
 Chancellor Douglas A. Girod
 Athletics Director Dr. Sheahon Zenger
 Conference Big 12
 Arena Allen Fieldhouse (16,300)
 Website KUAthletics.com
 MBB Twitter @KUHoops

Team Information

2016-17 Record 31-5 (16-2, 1st)
 Lettermen R/L 6/7
 Starters R/L 2/3

Series Information

Overall Kansas leads, 171-71
 In Lincoln Kansas leads, 62-44
 Last Meeting Kansas 89, Nebraska 72 (12/10/2016)

Head Coach

Head Coach (Year) Bill Self (Oklahoma State, 1985)
 Record at School 416-87 (14 seasons)
 Overall Record 623-193 (24 seasons)

Media Relations

Basketball Contact Chris Theisen
 Office/Cell (785) 864-3417/(785) 331-9356
 Email theisen@ku.edu
 Press Row Phone (785) 864-5593

UTSA

Dec. 20 | 7 p.m. | BTN

General Info

Location San Antonio, Texas
 Founded 1969
 Enrollment 28,959
 Nickname Roadrunners
 Colors Navy Blue, Orange and White
 President Dr. Taylor Eighthy
 Athletics Director Lynn Hickey
 Conference Conference USA
 Arena Convocation Center (2,650)
 Website goutsa.com
 MBB Twitter @UTSAmbb

Team Information

2016-17 Record (Conf. Record) 14-19 (8-10, 9th)
 Lettermen R/L 8/6
 Starters R/L 3/2

Series Information

Overall Nebraska leads, 5-0
 In Lincoln Nebraska leads, 5-0
 Last Meeting Nebraska 69, UTSA 53 (12/1/2002)

Head Coach

Head Coach (Year) Steve Henson (Kansas State, 1990)
 Record at School 14-19 (One season)
 Overall Record Same

Media Relations

Basketball Contact Cody Bays
 Cell (210) 219-8658
 Email cody.bays@utsa.edu
 Press Row Phone (210) 458-4566

DELAWARE STATE

Dec. 22 | 7 p.m. | BTN Plus

General Info

Location Dover, Del.
 Founded 1981
 Enrollment 4,500
 Nickname Hornets
 Colors Columbia Blue and Red
 President Dr. Harry L. Williams
 Athletics Director Louis "Skip" Perkins
 Conference Mid-Eastern Athletic
 Arena Memorial Hall (3,000)
 Website dsuhornets.com
 MBB Twitter @DSUHornets

Team Information

2016-17 Record 10-22 (7-9, 7th)
 Lettermen R/L 5/7
 Starters R/L 1/4

Series Information

Overall Nebraska leads, 4-0
 In Lincoln Nebraska leads, 4-0
 Last Meeting Nebraska 75, Delaware State 60 (11/19/15)

Head Coach

Head Coach (Year) Keith Walker (Clemson, 1982)
 Record at School 40-71 (Four seasons)
 Overall Record 131-173 (11 seasons)

Media Relations

Basketball Contact Dennis Jones
 Office/Cell (302) 857-6068/(302) 270-6088
 Email djones@desu.edu
 Press Row Phone (302) 730-5236

STETSON

Dec. 29 | 7 p.m. | BTN Plus

General Info

Location DeLand, Fla.
 Founded 1883
 Enrollment 3,089
 Nickname Hatters
 Colors Hunter Green and White
 President Dr. Wendy B. Libby
 Athletics Director Jeff Altier
 Conference Atlantic Sun
 Arena Edmunds Center (4,000)
 Website gohatters.com
 MBB Twitter @stetsonmbb

Team Information

2016-17 Record (Conf. Record) 11-21 (3-11, t-7th)
 Lettermen R/L 9/4
 Starters R/L 3/2

Series Information

Overall First Meeting
 In Lincoln N/A
 Last Meeting N/A

Head Coach

Head Coach (Year) ... Corey Williams (Oklahoma State, 2002)
 Record at School 39-89 (Four seasons)
 Overall Record Same

Media Relations

Basketball Contact Cris Belvin
 Office/Cell (386) 822-8937/(918) 625-2152
 Email cbelvin@stetson.edu
 Press Row Phone (386) 822-8133



The Nebraska-Kansas matchup on Dec. 16 will be the Huskers' first matchup with a Big 12 team in Lincoln since the Huskers joined the Big Ten in 2011. In the last meeting with the Jayhawks at the Devaney Center, Lance Jeter had 10 points and a season-high 10 assists a loss to the Jayhawks.



MICHIGAN STATE

East Lansing, Mich. | Dec. 3 | 3:30 p.m. | FS1

General Info

Location East Lansing, Mich.
 Founded 1855
 Enrollment 48,579
 Nickname Spartans
 Colors Green and White
 President Dr. Lou Anna K. Simon
 Athletics Director Mark Hollis
 Conference Big Ten
 Arena Breslin Center (14,797)
 Website msuspartans.com
 MBB Twitter @MSU_Basketball

Team Information

2016-17 Record 20-15 (10-8, t-5th)
 Postseason Finish NCAA Second Round
 Lettermen R/L 9/4
 Starters R/L 4/1

Series Information

Overall Michigan State leads, 14-9
 In Lincoln Nebraska leads, 6-5
 In East Lansing Michigan State leads, 7-3
 Since Joining Big Ten Michigan State leads, 6-3
 Big Ten Regular Season Michigan State leads, 6-3
 Big Ten Tournament Never Met
 Last Meeting Michigan State 88, Nebraska 72 (2/23/2017)

Head Coach

Head Coach (Year) Tom Izzo (Northern Michigan, 1977)
 Record at School 544-220 (22 seasons)
 Overall Record Same

Media Relations

Basketball Contact Mex Carey
 Office/Cell (517) 355-2271/TBD
 Email carey@ath.msu.edu
 Press Row Phone (517) 353-1626

2017-18 Roster

No.	Name	Pos.	Ht.	Wt.	Yr.	Hometown
0	Kyle Ahrens	G/F	6-6	215	Jr.	Versailles, Ohio
1	Joshua Langford	G	6-5	210	So.	Huntsville, Ala.
2	Jaren Jackson Jr.	F	6-11	235	Fr.	Indianapolis, Ind.
5	Cassius Winston	G	6-0	185	So.	Detroit, Mich.
10	Jack Hoiberg	G	5-10	175	Fr.	Burr Ridge, Ill.
11	Tum Tum Nairn Jr.	G	5-10	175	Sr.	Nassau Bahamas
13	Ben Carter	F	6-9	230	Sr.	Las Vegas, Nev.
14	Brock Washington	G	6-3	185	Fr.	Southfield, Mich.
20	Matt McQuaid	G	6-4	200	Jr.	Duncanville, Texas
22	Miles Bridges	G/F	6-7	225	So.	Flint, Mich.
23	Xavier Tillman	F	6-8	260	Fr.	Grand Rapids, Mich.
25	Kenny Goins	F	6-7	230	Sr.	Troy, Mich.
34	Gavin Schilling	F	6-9	240	Sr.	Chicago, Ill.
40	Braden Burke	F	6-11	232	So.	Stevensville, Mich.
41	Conner George	G	6-3	200	So.	Okemos, Mich.
44	Nick Ward	F	6-8	245	So.	Gahanna, Ohio

MINNESOTA

Lincoln, Neb. | Dec. 5 | 8 p.m. | BTN

General Info

Location Minneapolis, Minn.
 Founded 1851
 Enrollment 50,678
 Nickname Golden Gophers
 Colors Maroon and Gold
 President Dr. Eric Kaler
 Athletics Director Mark Coyle
 Conference Big Ten
 Arena Williams Arena (14,625)
 Website gophersports.com
 MBB Twitter @GopherMBB

Team Information

2016-17 Record 24-10 (11-7, 4th)
 Postseason Finish NCAA First Round
 Letterwinners R/L 10/4
 Starters R/L 5/0

Series Information

Overall Minnesota leads, 54-19
 In Lincoln Nebraska leads, 12-11
 In Minneapolis Minnesota leads, 39-8
 Since Joining Big Ten Minnesota leads, 5-4
 Big Ten Regular Season Minnesota leads, 5-4
 Big Ten Tournament Never met
 Last Meeting Minnesota 88, Nebraska 73 (3/2/2017)

Head Coach

Head Coach (Year) Richard Pitino (Providence College, 2005)
 Record at School 75-61 (Four seasons)
 Overall Record 93-75 (Five seasons)

Media Relations

Basketball Contact Dan Reisig
 Office/Cell (612) 625-4389/ (612) 419-6142
 Email dreisig@umn.edu
 Press Row Phone (612) 626-1308

2017-18 Roster

No.	Name	Pos.	Ht.	Wt.	Yr.	Hometown
1	Dupree McBrayer	G	6-5	190	Jr.	Queens, N.Y.
2	Nate Mason	G	6-2	190	Sr.	Decatur, Ga.
3	Jordan Murphy	F	6-6	240	Jr.	San Antonio, Texas
4	Jamir Harris	G	6-2	185	Fr.	North Brunswick, N.J.
5	Amir Coffey	G	6-8	195	So.	Hopkins, Minn.
10	Brady Rudrud	G	6-2	185	So.	Eden Prairie, Minn.
11	Isaiah Washington	G	6-1	160	Fr.	Harlem, N.Y.
12	Jarvis Johnson	G	6-1	185	Jr.	Minneapolis, Minn.
13	Hunt Conroy	G	5-10	170	Fr.	New Orleans, La.
20	Davonte Fitzgerald	F	6-8	220	Sr.	Atlanta, Ga.
21	Bakary Konaté	C	6-11	235	Sr.	Bamako, Mali
22	Reggie Lynch	C	6-10	260	Sr.	Edina, Minn.
24	Eric Curry	F	6-9	235	So.	Memphis, Tenn.
35	Matz Stockman	C	7-0	240	Sr.	Oslo, Norway
41	Gaston Diedhiou	F	6-10	245	Sr.	Dakar, Senegal
42	Michael Hurt	F	6-7	200	So	Rochester, Minn.

OPPONENTS



NORTHWESTERN

Evanston, Ill. | Jan. 2 | 8 p.m. | BTN

General Info

Location..... Evanston, Ill.
Founded 1851
Enrollment..... 8,367
Nickname..... Wildcats
Colors Purple and White
President Morton Schapiro
Athletics Director..... Jim Phillips
Conference Big Ten
Arena..... Allstate Arena (18,500)
Website NU sports.com
MBB Twitter..... @NUMensBball

Team Information

2016-17 Record 24-13 (10-8, t-5th)
Postseason Finish NCAA Second Round
Lettermen R/L 10/2
Starters R/L..... 4/1

Series Information

Overall Nebraska leads, 7-6
In Lincoln Nebraska leads, 4-2
In Evanston Northwestern leads, 4-2
Since Joining Big Ten..... Northwestern leads, 5-4
Big Ten Regular Season..... Northwestern leads, 5-4
Big Ten Tournament..... Never Met
Last Meeting Northwestern 73, Nebraska 61 (1/26/2017)

Head Coach

Head Coach (Year) Chris Collins (Duke, 2000)
Record at School..... 73-60 (Four seasons)
Overall Record..... Same

Media Relations

Basketball Contact Nick Brilowski
Office/Cell..... (847) 467-3831/(847) 239-4127
Email..... brilowski@northwestern.edu
Press Row Phone (847) 491-8852

2017-18 Roster

Table with 7 columns: No., Name, Pos., Ht., Wt., Yr., Hometown. Lists 14 players including Vic Law, Dererk Pardon, Charlie Hall, Anthony Gaines, Isiah Brown, Rapolas Ivanauskas, Scottie Lindsey, A.J. Turner, Jordan Ash, Barret Benson, Bryant McIntosh, Tino Malnati, Aaron Falzon, and Gavin Skelly.

PURDUE

West Lafayette, Ind. | Jan. 6 | 1:15 p.m. | BTN

General Info

Location..... West Lafayette, Ind.
Founded 1869
Enrollment..... 41,573
Nickname..... Boilermakers
Colors Old Gold & Black
President Mitch Daniels
Athletics Director..... Mike Bobinski
Conference Big Ten
Arena..... Mackey Arena (14,804)
Website purduesports.com
MBB Twitter..... @BoilerBall

Team Information

2016-17 Record 27-8 (14-4, 1st)
Postseason Finish NCAA Sweet 16
Lettermen R/L 8/3
Starters R/L..... 4/1

Series Information

Overall Purdue leads, 13-5
In Lincoln Purdue leads, 4-3
In West Lafayette..... Purdue leads, 7-0
Since Joining Big Ten..... Purdue leads, 7-3
Big Ten Regular Season..... Purdue leads, 6-2
Big Ten Tournament..... Tied, 1-1
Last Meeting..... Nebraska 83, Purdue 80 (1/29/2017)

Head Coach

Head Coach (Year) Matt Painter (Purdue, 1994)
Record at School..... 265-142 (13 seasons)
Overall Record..... 290-147 (14 seasons)

Media Relations

Basketball Contact Chris Forman
Office/Cell..... (765) 494-3201/ (413) 687-4590
Email..... cforman@purdue.edu
Press Row Phone (765) 494-6365

2017-18 Roster

Table with 7 columns: No., Name, Pos., Ht., Wt., Yr., Hometown. Lists 14 players including Aaron Wheeler, Carsen Edwards, Eden Ewing, P.J. Thompson, Vincent Edwards, Ryan Cline, Tommy Luce, Nojel Eastern, Jacquil Taylor, Grady Eifert, Dakota Mathias, Matt Haarms, Isaac Haas, and Sasha Stefanovic.



WISCONSIN

Lincoln, Neb. | Jan. 9 | 7:30 p.m. | BTN
Madison, Wis. | Jan. 29 | 8 p.m. | BTN

General Info

Location Madison, Wis.
Founded 1848
Enrollment 42,041
Nickname Badgers
Colors Cardinal and White
Chancellor Rebecca Blank
Athletics Director Barry Alvarez
Conference Big Ten
Arena Kohl Center (17,287)
Website UWBadgers.com
MBB Twitter @BadgerMBB

Team Information

2016-17 Record 27-10 (12-6, t-2nd)
Postseason Finish NCAA Sweet 16
Lettermen R/L 10/5
Starters R/L 1/4

Series Information

Overall Wisconsin leads, 14-12
In Lincoln Nebraska leads, 6-5
In Madison Wisconsin leads, 8-4
Since Joining Big Ten Wisconsin leads, 8-2
Big Ten Regular Season Wisconsin leads, 8-1
Big Ten Tournament Nebraska leads 1-0
Last Meeting Wisconsin 70, Nebraska 69 (OT) (2/9/2017)

Head Coach

Head Coach (Year) Greg Gard (UW-Platteville, 1995)
Record at School 42-18 (Two seasons)
Overall Record Same

Media Relations

Basketball Contact Patrick Herb
Office/Cell (608) 890-2477 / (608) 957-2085
Email PAH@athletics.wisc.edu
Press Row Phone (608) 265-4333

2017-18 Roster

No.	Name	Pos.	Ht.	Wt.	Yr.	Hometown
0	D'Mitrik Trice	G	6-0	177	So.	Huber Heights, Ohio
1	Brevin Pritzl	G	6-3	197	So.	De Pere, Wis.
2	Aleem Ford	F	6-8	215	RFr.	Lawrenceville, Ga.
3	Walt McGrory	G	6-3	210	Fr.	Minneapolis, Minn.
4	Matt Ferris	G	6-6	205	Jr.	Appleton, Wis.
5	Aaron Moesch	F	6-8	220	Sr.	Green Bay, Wis.
11	Andy Van Vliet	F	7-0	228	Jr.	Antwerp, Belgium
12	Trevor Anderson	G	6-2	196	So.	Stevens Point, Wis.
15	Charles Thomas IV	F	6-8	255	Jr.	Highland, Md.
20	T.J. Schlundt	G	6-5	197	Jr.	Oconomowoc, Wis.
21	Khalil Iverson	G/F	6-5	210	Jr.	Delaware, Ohio
22	Ethan Happ	F	6-10	235	Jr.	Milan, Ill.
23	Kobe King	G	6-4	203	Fr.	La Crosse, Wis.
25	Alex Illikainen	F	6-9	231	Jr.	Grand Rapids, Minn.
31	Michael Ballard	G	6-4	197	RFr.	Oak Park, Ill.
34	Brad Davison	G	6-3	205	Fr.	Maple Grove, Minn.
35	Nate Reuvers	F	6-10	215	Fr.	Lakeville, Minn.

PENN STATE

University Park, Pa. | Jan. 12 | 6 p.m. | BTN
Lincoln, Neb. | Feb. 25 | 4:15 p.m. | BTN

General Info

Location University Park, Pa.
Founded 1855
Enrollment 47,261
Nickname Nittany Lions
Colors Blue and White
President Dr. Eric Barron
Athletics Director Sandy Barbour
Conference Big Ten
Arena Bryce Jordan Center (15,261)
Website GoPSUsports.com
MBB Twitter @PennStateMBB

Team Information

2016-17 Record 15-18 (6-12, t-12th)
Postseason Finish None
Lettermen R/L 9/4
Starters R/L 5/0

Series Information

Overall Penn State leads, 8-7
In Lincoln Nebraska leads, 6-1
In University Park Penn State leads, 5-1
Since Joining Big Ten Tied, 6-6
Big Ten Regular Season Nebraska leads, 6-4
Big Ten Tournament Penn State leads, 2-0
Last Meeting Penn State 76, Nebraska 67 (OT) (3/8/2017)

Head Coach

Head Coach (Year) Patrick Chambers (Philadelphia University, 1994)
Record at School 87-109 (Six seasons)
Overall Record 129-138 (Eight seasons)

Media Relations

Basketball Contact Rose Carter
Office/Cell (814) 863-3163 / (814) 441-8438
Email rpc14@psu.edu
Press Row Phone (814) 863-3294

2017-18 Roster

No.	Name	Pos.	Ht.	Wt.	Yr.	Hometown
1	Deividas Zemgulis	F	6-6	220	Jr.	Kaunas, Lithuania
3	Satchel Pierce	F	7-0	255	Jr.	Barberton, Ohio
4	Nazeer Bostick	G	6-4	203	So.	Philadelphia, Pa.
5	Jamari Wheeler	G	6-1	170	Fr.	Gainesville, Fla.
10	Tony Carr	G	6-5	204	So.	Philadelphia, Pa.
11	Lamar Stevens	F	6-8	226	So.	North Wales, Pa.
20	Taylor Nussbaum	G	6-2	175	Fr.	South Salem, N.Y.
21	John Harrar	F	6-9	243	Fr.	Wallingford, Pa.
22	Grant Hazle	F	6-5	192	So.	Kingwood, Texas
23	Josh Reaves	G	6-4	210	Jr.	Fairfax, Va.
24	Mike Watkins	F	6-9	254	So.	Philadelphia, Pa.
33	Shep Garner	G	6-2	196	Sr.	Chester, Pa.
35	Trent Buttrick	F	6-8	234	Fr.	Bloomsburg, Pa.
44	Julian Moore	F	6-10	248	Sr.	Philadelphia, Pa.

ILLINOIS

Champaign, Ill. | Feb. 18 | 2:30 p.m. | BTN

General Info

Location..... Urbana-Champaign, Ill.
 Founded..... 1867
 Enrollment..... 44,880
 Nickname..... Fighting Illini
 Colors..... Orange and Blue
 Chancellor..... Robert J. Jones
 Athletics Director..... Josh Whitman
 Conference..... Big Ten
 Arena..... State Farm Center (15,544)
 Website..... Fightingillini.com
 MBB Twitter..... @IlliniHoops

Team Information

2016-17 Record..... 20-15 (8-10, 9th)
 Postseason Finish..... NIT Quarterfinal
 Lettermen R/L..... 7/8
 Starters R/L..... 2/3

Series Information

Overall..... Illinois leads, 13-6
 In Lincoln..... Illinois leads, 4-3
 In Champaign-Urbana..... Illinois leads, 9-2
 Since Joining Big Ten..... Illinois leads, 6-4
 Big Ten Regular Season..... Illinois leads, 6-4
 Big Ten Tournament..... Never Met
 Last Meeting..... Illinois 73, Nebraska 57 (2/26/2017)

Head Coach

Head Coach (Year)..... Brad Underwood (Kansas State, 1986)
 Record at School..... 0-0 (First season)
 Overall Record..... 109-27 (Four seasons)

Media Relations

Basketball Contact..... Derrick Burson
 Office/Cell..... (217) 333-0933/ (217) 766-7315
 Email..... burson@illinois.edu
 Press Row Phone..... (217) 333-1227

2017-18 Roster

No.	Name	Pos.	Ht.	Wt.	Yr.	Hometown
1	Trent Frazier	G	6-2	170	Fr.	Wellington, Fla.
2	Kipper Nichols	F	6-6	225	So.	Cleveland, Ohio
3	Te'Jon Lucas	G	6-0	170	So.	Milwaukee, Wis.
4	Matic Vesel	F	6-9	215	Fr.	Ljubljana, Slovenia
10	Drew Cayce	G	6-1	165	So.	Libertyville, Ill.
11	Greg Eboigbodin	F	6-9	220	Fr.	Benin City, Nigeria
12	Leron Black	F	6-7	220	Jr.	Memphis, Tenn.
13	Mark Smith	G	6-4	215	Fr.	Edwardsville, Ill.
20	Da'Monte Williams	G	6-3	185	Fr.	Peoria, Ill.
23	Aaron Jordan	G	6-5	190	Jr.	Plainfield, Ill.
24	Mark Alstork	G	6-5	190	Sr.	Dayton, Ohio
32	Tyler Underwood	G	6-2	180	So.	Champaign, Ill.
35	Samson Oladimeji	G	6-4	195	So.	Rolling Meadows, Ill.
41	Clayton Jones	G	6-0	170	Sr.	Champaign, Ill.
43	Michael Finke	F	6-10	230	Jr.	Champaign, Ill.
45	Cameron Liss	F	6-6	220	Jr.	Northbrook, Ill.

MICHIGAN

Lincoln, Neb. | Jan. 18 | 8 p.m. | BTN

General Info

Location..... Ann Arbor, Mich.
 Founded..... 1817
 Enrollment..... 43,625
 Nickname..... Wolverines
 Colors..... Maize and Blue
 President..... Mark Schissel
 Athletics Director..... Warde Manuel
 Conference..... Big Ten
 Arena..... Crisler Center (12,707)
 Website..... mgoblu.com
 MBB Twitter..... @umichbbal

Team Information

2016-17 Record..... 26-12 (10-8, t-5th)
 Postseason Finish..... Sweet 16
 Lettermen R/L..... 9/7
 Starters R/L..... 2/3

Series Information

Overall..... Michigan leads, 14-2
 In Lincoln..... Michigan leads, 4-2
 In Ann Arbor..... Michigan leads, 8-0
 Since Joining Big Ten..... Michigan leads, 8-0
 Big Ten Regular Season..... Michigan leads, 8-0
 Big Ten Tournament..... Never Met
 Last Meeting..... Michigan 93, Nebraska 57 (3/5/2017)

Head Coach

Head Coach (Year)..... John Beilein (Wheeling Jesuit, 1975)
 Record at School..... 215-135 (10 seasons)
 Overall Record..... 766-453 (39 seasons)

Media Relations

Basketball Contact..... Tom Wywrot
 Office/Cell..... (734) 249-0306/(734) 320-1148
 Email..... twywrot@umich.edu
 Press Row Phone..... (734) 998-7978

2017-18 Roster

No.	Name	Pos.	Ht.	Wt.	Yr.	Hometown
0	Brent Hibbits	F	6-8	210	Jr.	Hudsonville, Mich.
1	Charles Matthews	G	6-6	200	Jr.	Chicago, Ill.
2	Jordan Poole	G	6-4	190	Fr.	Milwaukee, Wis.
3	Xavier Simpson	G	6-0	185	So.	Lima, Ohio
4	Isaiah Livers	F	6-7	230	Fr.	Kalamazoo, Mich.
5	Jaaron Simmons	G	6-1	185	Sr.	Dayton, Ohio
11	Luke Wilson	G	6-0	165	Fr.	Boulder, Colo.
12	Muhammad-Ali Abdur-Rahkman	G	6-4	190	Sr.	Allentown, Pa.
13	Moritz Wagner	F	6-10	245	Jr.	Berlin, Germany
15	Jon Teske	C	7-1	255	So.	Medina, Ohio
22	Duncan Robinson	G/F	6-8	215	Sr.	New Castle, N.H.
23	Ibi Watson	G/F	6-5	200	So.	Pickerington, Ohio
25	Naji Ozeir	F	6-8	225	Fr.	Novi, Mich.
51	Austin Davis	F	6-10	245	So.	Onsted, Mich.
55	Eli Brooks	Fr.	6-0	170	Fr.	Spring Grove, Pa.



OHIO STATE

Columbus, Ohio | Jan. 22 | 7 p.m. | BTN

General Info

Location Columbus, Ohio
 Founded 1870
 Enrollment 57,466
 Nickname Buckeyes
 Colors Scarlet and Gray
 President Dr. Michael Drake
 Athletics Director Eugene Smith
 Conference Big Ten
 Arena Value City Arena (18,809)
 Website ohiostatebuckeyes.com
 MBB Twitter @OhioStateHoops

Team Information

2016-17 Record 17-15 (7-11, 11th)
 Postseason Finish None
 Lettermen R/L 9/2
 Starters R/L 3/2

Series Information

Overall Ohio State leads, 14-4
 In Lincoln Ohio State leads, 4-3
 In Columbus Ohio State leads, 7-1
 Since Joining Big Ten Ohio State leads, 10-2
 Big Ten Regular Season Ohio State leads, 8-2
 Big Ten Tournament Ohio State leads, 2-0
 Last Meeting Nebraska 58, Ohio State 57 (2/18/2017)

Head Coach

Head Coach (Year) Chris Holtman (Taylor, 1994)
 Record at School 0-0 (First season)
 Overall Record 114-85 (Six seasons)

Media Relations

Basketball Contact Dan Wallenberg
 Office/Cell (614) 292-6861/(614) 266-4306
 Email wallenberg.1@osu.edu
 Press Row Phone (614) 688-5330

2017-18 Roster

No.	Name	Pos.	Ht.	Wt.	Yr.	Hometown
0	Micah Potter	C	6-9	240	So.	Mentor, Ohio
1	Jae'Sean Tate	F	6-4	230	Sr.	Pickerington, Ohio
2	Musa Jallow	G	6-5	200	Fr.	Bloomington, Ind.
3	C.J. Jackson	G	6-1	175	Jr.	Charlotte, N.C.
13	Andrew Dakich	G	6-2	190	Sr.	Zionsville, Ind.
14	Joey Lane	G	6-1	180	Jr.	Deerfield, Ill.
15	Kam Williams	G	6-2	185	Sr.	Baltimore, Md.
24	Andre Wesson	F	6-6	220	So.	Westerville, Ohio
25	Kyle Young	F	6-8	205	Fr.	Massillon, Ohio
33	Keita Bates-Diop	F	6-7	235	Jr.	Normal, Ill.
34	Kaleb Wesson	F	6-9	270	Fr.	Westerville, Ohio
40	Danny Hummer	G	6-0	175	Jr.	Upper Arlington, Ohio
43	Matt Lehmann	G	6-4	205	Jr.	Columbus, Ohio
45	Connor Fulton	G	6-4	175	Fr.	Salt Lake City, Utah

RUTGERS

Piscataway, N.J. | Jan. 24 | 6 p.m. | BTN
 Lincoln, Neb. | Feb. 10 | 3 p.m. | BTN

General Info

Location Piscataway, N.J.
 Founded 1766
 Enrollment 50,146
 Nickname Scarlet Knights
 Color Scarlet
 President Robert Barchi
 Athletics Director Patrick Hobbs
 Conference Big Ten
 Arena Rutgers Athletic Center (8,000)
 Website scarletknights.com
 MBB Twitter @RutgersMBB

Team Information

2016-17 Record 15-18 (3-15, 14th)
 Postseason Finish None
 Lettermen R/L 10/5
 Starters R/L 3/2

Series Information

Overall Nebraska leads, 5-3
 In Lincoln Nebraska leads, 3-0
 In Piscataway Rutgers leads, 2-1
 Since Joining Big Ten Nebraska leads, 4-1
 Big Ten Regular Season Nebraska leads, 3-1
 Big Ten Tournament Nebraska leads, 1-0
 Last Meeting Rutgers 65, Nebraska 64 (1/21/2017)

Head Coach

Head Coach Steve Pikiell (Connecticut, 1990)
 Record at School 15-18 (One season)
 Overall Record 212-192 (13 seasons)

Media Relations

Basketball Contact Kevin Lorincz
 Office/Cell (732) 445-8112/(732) 801-4067
 Email klorincz@scarletknights.com
 Press Row Phone (732) 445-7894

2017-18 Roster

No.	Name	Pos.	Ht.	Wt.	Yr.	Hometown
0	Geo Baker	G	6-4	180	Fr.	Derry, N.H.
1	Candido Sa	F	6-9	235	Sr.	Lisbon, Portugal
2	Shaquille Doorson	C	7-0	275	Jr.	Amsterdam, Netherlands
3	Corey Sanders	G	6-2	176	Jr.	Lakeland, Fla.
5	Mike Williams	G	6-2	196	Sr.	Brooklyn, N.Y.
10	Jake Dadika	G	6-1	170	Sr.	Milltown, N.J.
11	Eugene Omoruyi	F	6-7	234	So.	Rexdale, Ontario
13	Matt Bullock	G/F	6-4	260	So.	Elizabeth, N.J.
15	Myles Johnson	C	6-10	264	Fr.	Long Beach, Calif.
21	Mamadou Doucoure	F	6-9	243	Fr.	Bamako, Mali
22	Joey Downes	G	5-11	170	So.	East Sandwich, Mass.
24	Aaren Smith	F	6-6	205	So.	Ellicott City, Md.
32	Peter Kiss	G	6-5	190	So.	New York, N.Y.
33	Deshawn Freeman	F	6-7	227	Sr.	Rocky Mount, N.C.
35	Issa Thiam	G/F	6-10	190	So.	Dakar, Senegal
44	Souf Mensah	G	6-2	220	Jr.	Nantes, France
55	Luke Nathan	F/C	6-10	230	Fr.	Randolph, N.J.

OPPONENTS

IOWA

Lincoln, Neb. | Jan. 27 | 7 p.m. | BTN

General Info

Location Iowa City, Iowa
 Founded 1847
 Enrollment 33,564
 Nickname Hawkeyes
 Colors Gold and Black
 President Bruce Harreld
 Athletics Director Gary Barta
 Conference Big Ten
 Arena Carver-Hawkeye Arena (15,500)
 Website hawkeyesports.com
 MBB Twitter @IowaHoops

Team Information

2016-17 Record 19-15 (10-8, t-5th)
 Postseason Finish NIT Second Round
 Lettermen R/L 12/2
 Starters R/L 4/1

Series Information

Overall Iowa leads, 19-10
 In Lincoln Nebraska leads, 8-5
 In Iowa City Iowa leads, 13-2
 Since Joining Big Ten Iowa leads, 7-3
 Big Ten Regular Season Iowa leads, 7-3
 Big Ten Tournament Never Met
 Last Meeting Iowa 81, Nebraska 70 (2/5/2017)

Head Coach

Head Coach (Year) Fran McCaffery (Pennsylvania, 1982)
 Record at School 137-101 (Seven seasons)
 Overall Record 388-278 (21 seasons)

Media Relations

Basketball Contact Matthew Weitzel
 Office/Cell (319) 335-6590/(319) 430-8176
 Email matthew.weitzel@uiowa.edu
 Press Row Phone (319) 335-7284

2016-17 Roster

No.	Name	Pos.	Ht.	Wt.	Yr.	Hometown
0	Ahmad Wagner	F	6-7	235	Jr.	Yellow Springs, Ohio
1	Maishe Dailey	G	6-7	195	So.	Beachwood, Ohio
2	Jack Nunge	G	6-11	225	Fr.	Newburgh, Ind.
3	Jordan Bohannon	G	6-0	180	So.	Marion, Iowa
4	Isaiah Moss	G	6-5	205	So.	Chicago, Ill.
5	Tyler Cook	F	6-9	255	So.	St. Louis, Mo.
10	Christian Williams	G	6-5	200	Jr.	Decatur, Ill.
11	Charlie Rose	G	6-4	190	Sr.	Elmhurst, Ill.
12	Austin Ash	G	6-2	160	Sr.	Cedar Rapids, Iowa
15	Ryan Kriener	F	6-9	250	So.	Spirit Lake, Iowa
20	Riley Till	F	6-7	200	RFr.	Dubuque, Iowa
24	Brady Ellingson	G	6-4	196	Jr.	Susses, Wis.
25	Dom Uhl	F	6-9	220	Sr.	Frankfurt, Germany
30	Connor McCaffery	G	6-5	200	Fr.	Iowa City, Iowa
35	Cordell Pemsil	F	6-8	240	So.	Dubuque, Iowa
51	Nicholas Baer	F	6-7	210	Jr.	Bettendorf, Iowa
55	Luka Garza	G	6-11	235	Fr.	Washington, D.C.

MARYLAND

Lincoln, Neb. | Feb. 13 | 6 p.m. | BTN

General Info

Location College Park, Md.
 Founded 1856
 Enrollment 38,140
 Nickname Terrapins, Terps
 Colors Red, White, Black and Gold
 President Dr. Wallace D. Loh
 Athletics Director Kevin Anderson
 Conference Big Ten
 Arena XFINITY Center (17,950)
 Website umterps.com
 MBB Twitter @TerrapinHoops

Team Information

2016-17 Record 24-9 (12-6, t-3rd)
 Postseason Finish NCAA Sweet 16
 Lettermen R/L 10/4
 Starters R/L 3/2

Series Information

Overall Maryland leads, 4-1
 In Lincoln Maryland leads, 2-0
 In College Park Tied, 1-1
 Since Joining Big Ten Maryland leads, 4-1
 Big Ten Regular Season Maryland leads, 3-1
 Big Ten Tournament Maryland leads, 1-0
 Last Meeting Nebraska 67, Maryland 65 (1/1/2017)

Head Coach

Head Coach (Year) Mark Turgeon (Kansas, 1987)
 Record at School 138-68 (Six seasons)
 Overall Record 388-227 (19 seasons)

Media Relations

Basketball Contact Zack Bolno
 Office/Cell (301) 314-1482/(571) 220-4163
 Email zbolno@umd.edu
 Press Row Phone (301) 314-8624

2017-18 Roster

No.	Name	Pos.	Ht.	Wt.	Yr.	Hometown
0	Sean Obi	C	6-9	250	Sr.	Kaduna, Nigeria
1	Anthony Cowan	G	6-0	170	So.	Bowie, Md.
4	Kevin Huerter	G	6-7	190	So.	Clifton Park, N.Y.
5	Dion Wiley	G	6-4	210	Jr.	Oxon Hill, Md.
10	Darryl Morsell	G	6-4	205	Fr.	Baltimore, Md.
11	Jared Nickens	G/F	6-7	205	Sr.	Monmouth Junction, N.J.
12	Reese Mona	G	6-2	180	Fr.	LaPlata, Md
13	Ivan Bender	F	6-9	235	Jr.	Capljina, Bosnia & Herzegovina
15	Michal Cekovsky	C	7-1	250	Sr.	Kosice, Slovakia
20	Travis Valmon	G	6-1	175	So.	Rockville, Md.
21	Justin Jackson	F	6-7	225	So.	Toronto, Ontario, Canada
23	Bruno Fernando	F	6-10	245	Fr.	Luanda, Angola
24	Andrew Terrell	G	5-10	190	Jr.	Indianapolis, Ind.
33	Joshua Tomaic	F	6-9	220	Fr.	Lanzarote, Canary Islands



INDIANA

Lincoln, Neb. | Feb. 20 | 8 p.m. | BTN

General Info

Location Bloomington, Ind.
 Founded 1820
 Enrollment 48,514
 Nickname Hoosiers
 Colors Cream and Crimson
 President Michael A. McRobbie
 Athletics Director Fred Glass
 Conference Big Ten
 Arena Assembly Hall (17,357)
 Website IUhoosiers.com
 MBB Twitter @IndianaMBB

Team Information

2016-17 Record 18-16 (7-10, 10th)
 Postseason Finish NIT First Round
 Lettermen R/L 10/4
 Starters R/L 4/2

Series Information

Overall Indiana leads, 12-5
 In Lincoln Indiana leads, 5-3
 In Bloomington Indiana leads 6-2
 Since Joining Big Ten Tied, 4-4
 Big Ten Regular Season Tied, 4-4
 Big Ten Tournament Never Met
 Last Meeting Nebraska 87, Indiana 83 (12/28/2016)

Head Coach

Head Coach (Year) Archie Miller (NC State, 2002)
 Record at School 0-0 (First seasons)
 Overall Record 139-63 (Six seasons)

Media Relations

Basketball Contact J.D. Campbell
 Office/Cell (812) 856-0146/(812) 322-1437
 Email jc56@indiana.edu
 Press Row Phone (812) 855-2754

2017-18 Roster

No.	Name	Pos.	Ht.	Wt.	Yr.	Hometown
0	Curtis Jones	G	6-4	175	So.	Richmond, Va.
1	Aljami Durham	G	6-4	175	Fr.	Lilburn, Ga.
2	Josh Newkirk	G	6-1	195	Sr.	Raleigh, N.C.
3	Justin Smith	F	6-7	220	Fr.	Buffalo Grove, Ill.
4	Robert Johnson	G	6-3	195	Sr.	Richmond, Va.
5	Quentin Taylor	G	6-2	187	Jr.	Indianapolis, Ind.
10	Johnny Jager	G	6-0	185	So.	Bloomington, Ind.
11	Devonte Green	G	6-3	186	So.	North Babylon, N.Y.
12	Ethan Lasko	G	6-2	171	Fr.	Hollywood, Fla.
13	Juan Morgan	F	6-8	230	Jr.	Waynesville, Mo.
15	Zach McRoberts	G	6-6	205	Jr.	Carmel, Ind.
20	De'Ron Davis	F	6-10	250	So.	Park Hill, Colo.
21	Freddie McSwain Jr.	F	6-6	220	Sr.	Hinesville, Ga.
22	Clifton Moore	F	6-10	200	Fr.	Ambler, Pa.
24	Vijay Blackmon	G	6-2	175	So.	Marion, Ind.
25	Race Thompson	F	6-8	220	Fr.	Plymouth, Minn.
30	Collin Hartman	F	6-7	220	Sr.	Indianapolis, Ind.
35	Tim Priller	F	6-9	225	Sr.	North Richland Hills, Texas



2018 BIG TEN TOURNAMENT SCHEDULE

Wednesday, Feb. 28

Game	Time	TV	Matchup
Game #1	TBA	BTN	#13 Seed vs. #12 Seed
Game #2	TBA	BTN	#14 Seed vs. #11 Seed

Thursday, March 1

Game #3	11 a.m.	BTN	#9 Seed vs. #8 Seed
Game #4	1:30 p.m.	BTN	Game 1 Winner vs. #5 Seed
Game #5	5:30 p.m.	BTN	#10 Seed vs. #7 Seed
Game #6	8 p.m.	BTN	Game 2 Winner vs. #6 Seed

Friday, March 2

Game #7	11 a.m.	BTN	Game 3 Winner vs. #1 Seed
Game #8	1:30 p.m.	BTN	Game 4 Winner vs. #4 Seed
Game #9	5:30 p.m.	BTN	Game 5 Winner vs. #2 Seed
Game #10	8 p.m.	BTN	Game 6 Winner vs. #3 Seed

Saturday, March 3

Semifinal #1	1 p.m.	CBS	Game 7 Winner vs. Game 8 Winner
Semifinal #2	3:30 p.m.	CBS	Game 9 Winner vs. Game 10 Winner

Sunday, March 4

Championship	3:30 p.m.	CBS	Game 11 Winner vs. Game 12 Winner
--------------	-----------	-----	-----------------------------------

All times listed are Central

BIG TEN MEN'S BASKETBALL TOURNAMENT HISTORY/SITES

Year	City	Facility	Champion
1997-98	Chicago	United Center	Michigan
1998-99	Chicago	United Center	Michigan State
1999-00	Chicago	United Center	Michigan State
2000-01	Chicago	United Center	Iowa
2001-02	Indianapolis	Bankers Life Fieldhouse	Ohio State
2002-03	Chicago	United Center	Illinois
2003-04	Indianapolis	Bankers Life Fieldhouse	Wisconsin
2004-05	Chicago	United Center	Illinois
2005-06	Indianapolis	Bankers Life Fieldhouse	Iowa
2006-07	Chicago	United Center	Ohio State
2007-08	Indianapolis	Bankers Life Fieldhouse	Wisconsin
2008-09	Indianapolis	Bankers Life Fieldhouse	Purdue
2009-10	Indianapolis	Bankers Life Fieldhouse	Ohio State
2010-11	Indianapolis	Bankers Life Fieldhouse	Ohio State
2011-12	Indianapolis	Bankers Life Fieldhouse	Michigan State
2012-13	Chicago	United Center	Ohio State
2013-14	Indianapolis	Bankers Life Fieldhouse	Michigan State
2014-15	Chicago	United Center	Wisconsin
2015-16	Indianapolis	Bankers Life Fieldhouse	Michigan State
2016-17	Washington, D.C.	Verizon Center	Michigan
2017-18	New York City	Madison Square Garden	
2018-19	Chicago	United Center	
2019-20	Indianapolis	Bankers Life Fieldhouse	
2020-21	Chicago	United Center	

OPPONENTS

Known as one of intercollegiate sports' most successful undertakings, the Big Ten is home to a lineage of legendary names and an ongoing tradition of developing strong leaders. Even in its infancy, the conference established itself as the preeminent collection of institutions in the nation, where the pursuit of academic excellence prevailed as the definitive goal.

The history of the Big Ten traces back more than 120 years to the Palmer House hotel in Chicago, where on January 11, 1895, then-Purdue president James H. Smart and leaders from the University of Chicago, University of Illinois, University of Michigan, University of Minnesota, Northwestern University and University of Wisconsin set out to organize and develop principles for the regulation of intercollegiate athletics.

At that meeting, a blueprint for the administration of college athletics under the direction of appointed faculty representatives was outlined. The presidents' first known action "restricted eligibility for athletics to bonafide, full-time students who were not delinquent in their studies." That important legislation, along with other legislation that would follow in the coming years, served as the primary building block for intercollegiate athletics.

On February 8, 1896, one faculty member from each of those seven universities met at the same Palmer House and officially established the mechanics of the conference, which was officially incorporated as the "Intercollegiate Conference Athletic Association" in 1905.

Indiana University and the State University of Iowa became the eighth and ninth members in 1899. In 1908, Michigan briefly withdrew its membership, and in 1912 Ohio State University joined the conference, bringing its membership total back to nine. Upon Michigan's return in 1917, the conference was first referred to as the "Big Ten" by media members, and that name was eventually incorporated in 1987.

As the 1900s opened, faculty representatives established rules for intercollegiate athletics that were novel for the time. As early as 1904, the faculty approved legislation that required eligible athletes to meet entrance requirements and to have completed a full year's work, along with having one year of residence.

In 1901, the first Big Ten Championship event was staged when the outdoor track and field championships were held at the University of Chicago. The debut event marked what is now a staple of conference competition. Today, the Big Ten sponsors 28 official sports, 14 for men and 14 for women, including the addition of men's ice hockey and men's and women's lacrosse over the last four years. Big Ten schools compete in a total of 42 different sports, furthering the conference's commitment to broad-based programming and providing more participation opportunities than any conference in the country.

One of the conference's proudest traditions began in 1902 when Michigan took on Stanford in the Rose Bowl, the nation's first bowl game. Big Ten teams only appeared in Pasadena twice before the conference signed an exclusive contract with the Tournament of Roses in 1946, making it the first bowl game with permanent conference affiliations. But Michigan's appearance in 1902 cultivated a relationship that has endured for more than a century. In January 2014, Michigan State defeated Stanford in the 100th Rose Bowl Game. Coupling the academic goals set forth by the leaders of the charter members of the conference and their steadfast commitment to athletics, the conference instituted the Big Ten Medal of Honor in 1915. It is awarded annually by each conference institution to a student of the graduating class who has attained the greatest proficiency in scholarship and athletics. For more than 100 years, it has been the most prestigious honor a student competing in Big Ten athletics can receive.

In 1922, Major John L. Griffith became the conference's first "Commissioner of Athletics." Griffith was the first of five men to assume the role of commissioner in the conference's history, followed by Kenneth L. "Tug" Wilson in 1945, Bill Reed in 1961, Wayne Duke in 1971 and current commissioner James E. Delany in 1989.

After nearly 30 years with 10 members, the conference consolidated to nine schools when the University of Chicago formally withdrew its membership in 1946. Michigan State College (now Michigan State University) was added to the Big Ten three years later, bringing the number of affiliated conference schools to 10 once again.

In 1955, the Big Ten formulated a revenue-sharing model designed to pool all football television rights of its members and share those proceeds equally. The conference and its members continue to utilize a revenue-sharing model, dividing media rights, bowl payouts and other profits among all conference institutions.

While academics have always played an integral role in the conference, presidents of the Big Ten member institutions formalized the primacy of academics with the establishment of the Big Ten Academic Alliance (formerly the Committee on Institutional Cooperation) in 1958. The Big Ten Academic Alliance is an academic consortium of all Big Ten universities. Annually, the schools currently constituting the Big Ten Academic Alliance produced over \$10 billion in funded research, \$5 billion more than any other conference.

In one of Duke's first actions as commissioner, he oversaw the adoption of the Big Ten Advisory Commission in 1972, designed to study conference programs and make suggestions which would further Big Ten objectives. The Advisory Commission enlists former students that competed in Big Ten athletics to serve as liaisons to the NCAA's Diversity and Inclusion Department, the Big Ten Student-Athlete Advisory Commission and other organizations.

In 1981, the conference presidents and chancellors endorsed a proposal that enabled



James E. Delany
Commissioner



Rick Boyages
Associate Commissioner



Brett McWethy
Director of
Communications

universities to affiliate their women's intercollegiate programs with the conference, and the first conference championships for women were staged that fall. The Big Ten was the first conference to voluntarily adopt male and female participation goals after launching its Gender Equity Action Plan in 1992.

In December of 1989, the conference agreed in principle to invite Pennsylvania State University for membership. On June 4, 1990, the Council of Presidents officially voted to integrate Penn State into the conference, giving the Big Ten 11 members.

In 2004, the Big Ten implemented a pilot program of instant replay for college football. Following the season, the conference forwarded replay proposals to the NCAA regarding the future use of instant replay, where it approved country-wide testing in 2005. In 2006, the NCAA approved the use of instant replay for all conferences.

In 2006, Delany announced the creation of the first conference-owned television network, a 20-year agreement with FOX Networks to create what would become the Big Ten Network (BTN). Launched on Aug. 30, 2007, BTN now produces more than 1,500 events across all platforms each year. BTN is in more than 60 million homes in the U.S. and Canada via the nation's major cable, satellite and telco providers and more than 300 additional cable operators across the country. BTN2Go is the digital extension of BTN, delivering live and on-demand programming to computers, smartphones and tablets and also is accessible outside the U.S., Canada and the Caribbean via BTN2Go International.

On June 11, 2010, the Big Ten Council of Presidents/Chancellors (COP/C) approved a formal membership application by the University of Nebraska, expanding the conference to 12 institutions. Nebraska officially joined the Big Ten on July 1, 2011.

The conference expanded its footprint further in 2012 when the COP/C approved formal membership applications from the University of Maryland and Rutgers University on November 19 and 20, respectively. Maryland and Rutgers became official Big Ten members on July 1, 2014, giving the conference almost 9,500 students participating in intercollegiate athletics and more than 11,000 participation opportunities on 350 teams.

Since opening in the fall of 2013, the Big Ten conference center hosts more than 300 meetings annually for member institutions, Big Ten Academic Alliance (formerly CIC) related committees and coaches' groups. The headquarters also features an interactive digital museum - the Big Ten Experience - which brings the conference's storied academic and athletic history to life. For more information on the Big Ten Experience, go to bigten.org.

In June 2014, the Big Ten opened a second office in New York City, featuring both office and meeting space in Midtown Manhattan. Big Ten staff members are based in the New York City office to provide expanded coverage and service, while other conference and institutional administrators utilize the space as necessary when conducting business on the East Coast. The Big Ten and its member institutions also have access to satellite office space in Washington, D.C.

Delany and his staff work to meet the educational needs of students competing in intercollegiate athletics to allow them to excel in all areas of their lives. The conference office manages 28 different championships and tournaments, offers legislative and compliance services, oversees the production and distribution of more than 1,400 events annually, provides staff services to coaching and administrative personnel and services media and fans interest for information on the Big Ten.

More than 120 years after its inception, the Big Ten remains a national leader in intercollegiate athletics on and off the field. Big Ten programs have combined to win more than 450 team and 1,800 individual national championships, consistently taking home individual honors for athletic and academic accomplishments and fulfilling the Big Ten's mission of academic achievement and athletic success.

BIG TEN CONFERENCE

5440 Park Place
Rosemont, IL, 60018
Phone: (847) 696-1010
Fax: (847) 696-1150
bigten.org





Bo Spencer had 23 points as Nebraska overcame a 13-point second-half deficit in a 70-69 win over No. 11 Indiana on Jan. 18, 2012.

ILLINOIS (ILLINOIS LEADS 12-6)

- In Lincoln: Illinois leads, 4-3
At Pinnacle Bank Arena: Nebraska leads, 2-1
- In Champaign: Illinois leads, 9-2
At Assembly Hall: Illinois leads, 5-2
- San Juan Shootout: Illinois leads, 1-0
- In Big Ten Conference games: Illinois leads, 6-4
- In Big Ten Tournament games: 0-0

Husker-Illini Superlatives

- Most consecutive wins (year ended): Nebraska 1 (1921, 1990, 2012, 2014, 2015, 2016); Illinois 7 (1921-76)
- Most points scored: Nebraska, 100, at San Juan, P.R., Nov. 24, 1990; Illinois 73, at San Juan, P.R., Nov. 24, 1990
- Highest combined score: 173, Nebraska, 100, Illinois, 73, at San Juan, P.R., Nov. 24, 1990
- Biggest winning margin: Nebraska, 27, at San Juan, P.R., Nov. 24, 1990; Illinois, 42, at Champaign, Ill., Dec. 12, 1942

Date	Site	Rankings	Result	Neb.	Ill.
1-1-21	A	-/-	W	30	25
1-3-21	A	-/-	L	24	26
12-12-42	A	-/-	L	27	69
12-29-44	A	-/-	L	39	71
12-20-45	H	-/-	L	51	62
12-28-46	A	-/-	L	37	72
11-28-75	H	-/-	L	58	60
12-11-76	A	-/-	L	63	67
11-24-90	N	-/-	W	100	73
1-7-12	A	-/-	L	54	59
2-18-12	H	-/-	W	80	57
1-22-13	H	-/-	L	51	71
3-2-13	A	-/-	L	65	72
2-12-14	H	-/-	W	67	58
2-26-14	A	-/-	L	49	60
1-11-15	H	-/-	W	53	43
3-4-15	A	-/-	L	57	69
1-16-16	A	-/-	W	78	67
2-26-17	H	-/-	L	57	73

INDIANA (INDIANA LEADS 12-5)

- In Lincoln: Indiana leads, 5-3
At Pinnacle Bank Arena: Indiana leads, 2-1
- In Bloomington: Indiana leads, 6-2
At Assembly Hall: Indiana leads, 3-2

- In Indianapolis (Hoosier Classic): Indiana leads, 1-0
 - In Big Ten Conference games: Tied, 4-4
 - In Big Ten Tournament games: 0-0
- Husker-Hoosier Superlatives**
- Most consecutive wins (year ended): Nebraska 2 (2014); Indiana 7 (1937-1982)
 - Most points scored: Nebraska, 87, at Bloomington, Ind., Dec. 28, 2016; Indiana 97, at Bloomington, Ind., Dec. 21, 1974
 - Highest combined score: 170, Nebraska 87, Indiana, 83, at Bloomington, Ind., Dec. 28, 1974
 - Biggest winning margin: Nebraska, 20, at Lincoln, Neb., Feb. 6, 1920; Indiana, 37, at Bloomington, Ind. Dec. 21, 1974

Date	Site	Rankings	Result	Neb.	Ind.
2-5-20	H	-/-	L	20	24
2-6-20	H	-/-	W	38	18
12-23-37	A	-/-	L	42	43
12-15-39	H	-/-	L	39	49
12-15-41	A	-/-	L	29	56
12-30-42	H	-/-	L	39	40
12-30-44	A	-/-	L	42	65
12-21-74	A	/2	L	60	97
12-30-82	N	-/1	L	50	67
1-18-12	H	-/11	W	70	69
2-13-13	A	-/1	L	47	76
1-30-14	A	-/-	W	60	55
3-5-14	A	-/-	W	70	60
12-31-14	H	-/-	L	65	70
1-2-16	H	-/-	L	69	79
2-17-16	A	-/22	L	64	80
12-28-16	A	-/16	W	87	83

IOWA (IOWA LEADS 19-10)

- In Lincoln: Nebraska leads, 8-5
At Pinnacle Bank Arena: Tied, 1-1
- In Iowa City: Iowa leads, 15-2
At Carver-Hawkeye Arena: Iowa leads, 5-1
- In Big Ten Conference games: Iowa leads, 7-3
- In Big Ten Tournament games: 0-0

Husker-Hawkeye Superlatives

- Most consecutive wins (year ended): Nebraska 2 (1941-42, 1956-70); Iowa 5 (2013-16)
- Most points scored: Nebraska, 93, at Lincoln, Neb., Jan. 5, 2017; Iowa, 90, at Lincoln, Neb., Jan. 5, 2017
- Highest combined score: 183, Nebraska, 93, Iowa, 90, at Lincoln, Neb., Jan. 5, 2017
- Biggest winning margin: Nebraska, 24, at Lincoln, Neb., Dec. 3, 1956; Iowa, 28, at Lincoln, Neb., Feb. 22, 2015

Date	Site	Rankings	Result	Neb.	Iowa
1-28-1907	H	-/-	W	25	17
2-22-1907	A	-/-	L	29	32
3-6-1908	A	-/-	L	26	39
1-25-30	H	-/-	W	41	26
12-19-31	A	-/-	L	29	34
12-20-34	H	-/-	L	24	31
12-30-41	A	-/-	W	41	34
12-19-42	H	-/-	W	52	43
12-10-43	A	-/-	L	33	50
12-16-44	H	-/-	L	45	61
12-17-45	A	-/-	L	35	61
12-12-53	H	-/-	W	81	70
12-6-54	A	-/4	L	61	84
12-3-55	A	-/-	L	51	60
12-3-56	H	-/-	W	67	43
12-5-70	H	-/-	W	73	71
12-21-71	A	-/-	L	77	86
12-2-75	A	-/-	L	65	72

11-27-76	H	-/-	L	57	71
1-26-12	A	-/-	W	79	73
2-29-12	H	-/-	L	53	62
2-23-13	H	-/-	W	64	60
3-9-13	A	-/-	L	60	74
12-31-13	A	-/22	L	57	67
1-5-15	A	-/-	L	59	70
2-22-15	H	-/-	L	46	74
1-5-16	A	-/19	L	66	77
1-5-17	H	-/-	W (2OT)	93	90
2-5-17	A	-/-	L	70	81

MARYLAND (MARYLAND LEADS, 4-1)

- In Lincoln: Maryland leads, 2-0
At Pinnacle Bank Arena: Maryland leads, 2-0
- In College Park: Tied, 1-1
At XFINITY Center: Tied, 1-1
- In Big Ten Conference games: Maryland leads, 3-1
- In Big Ten Tournament games: 1-0

Husker-Terrapin Superlatives

- Most consecutive wins (year ended): Nebraska 1 (2017); Maryland 4 (2015-16)
- Most points scored: Nebraska, 86, at Indianapolis, Ind., March 11, 2016; Maryland 97, at Indianapolis, Ind., March 11, 2016
- Highest combined score: 183, Maryland 97, Nebraska, 86, at Indianapolis, Ind., March 11, 2016
- Biggest winning margin: Nebraska, 2, at College Park, Md., Jan. 1, 2017; Maryland, 11, at Indianapolis, Ind., March 11, 2016

Date	Site	Rankings	Result	Neb.	Md.
2-19-15	A	-/15	L	65	69
3-8-15	H	-/10	L	61	64
2-3-16	H	-/4	L	65	70
3-11-16	N	-/18	L	86	97
1-1-17	A	-/-	W	67	65

MICHIGAN (MICHIGAN LEADS 14-2)

- In Lincoln: Michigan leads, 4-2
At Pinnacle Bank Arena: Michigan leads, 3-0
- In Ann Arbor: Michigan leads, 8-0
At Crisler Center: Michigan leads, 5-0
- In Honolulu, Hawaii: Michigan leads, 1-0
- In Kansas City: Michigan leads, 1-0
- In Big Ten Conference games: Michigan leads, 8-0
- In Big Ten Tournament games: 0-0
- Note: Michigan vacated win against NU in 1992

Husker-Wolverine Superlatives

- Most consecutive wins (year ended): Nebraska 1 (1956, 1964); Michigan 10 (1980-present)
- Most points scored: Nebraska, 85, at Ann Arbor, Mich., Jan. 14, 2017; Michigan, 93, at Lincoln, Neb., March 5, 2017
- Highest combined score: 176, Michigan, 91, Nebraska, 85, at Ann Arbor, Mich., Jan. 14, 2017
- Biggest winning margin: Nebraska, 13, at Lincoln, Neb., Dec. 8, 1956; Michigan, 36, at Lincoln, Neb., March 5, 2017

Date	Site	Rankings	Result	Neb.	Mich.
12-29-49	N	-/-	L	65	67
12-10-55	A	-/-	L	71	77
12-8-56	H	-/-	W	73	60
12-7-57	A	-/-	L	57	81
12-6-63	A	-/6	L	55	80
12-12-64	H	-/1	W	74	73
3-6-80	A	-/-	L	69	76
12-28-92!	N	20/6	L	73	88
2-8-12	H	-/22	L	46	62
1-9-13	H	-/2	L	47	62

OPPONENTS

N 2017-18 NEBRASKA BASKETBALL

SERIES VS. BIG TEN SCHOOLS

1-9-14	H	-/-	L	70	71
2-5-14	A	-/10	L	50	79
1-27-15	A	-/-	L	44	58
1-23-16	H	-/-	L	68	81
1-14-17	A	-/-	L	85	91
3-5-17	H	-/-	L	57	93

!-later vacated

MICHIGAN STATE (MSU LEADS 14-9)

- In Lincoln: Nebraska leads, 6-5
At Pinnacle Bank Arena: Tied, 1-1
- In East Lansing: Michigan State leads, 7-3
At Breslin Center: Michigan State leads 5-3
- In Kansas City: Michigan State leads 1-0
- In Atlanta: Michigan State Leads 1-0
- In Big Ten Conference games: Michigan State leads, 6-3
- In Big Ten Tournament games: 0-0

Husker-Spartan Superlatives

- Most consecutive wins (year ended): Nebraska 3 (2014-16); Michigan State 4 (2012-13)
- Most points scored: Nebraska, 96, at Lincoln, Neb., Dec. 10, 1994; Michigan State, 101, at East Lansing, Mich., Dec. 4, 1991
- Highest combined score: 187, Michigan State, 91, Nebraska, 96, at Lincoln, Neb., Dec. 10, 1994
- Biggest winning margin: Nebraska, 19, at Lincoln, Neb., Feb. 14, 1920; Michigan State, 28, at East Lansing, Mich., Feb. 25, 2012

Date	Site	Rankings	Result	Neb.	MSU
2-13-20	H	-/-	W	43	26
2-14-20	H	-/-	W	39	20
12-27-56	N	-/-	L	65	79
12-20-58	A	-/11	L	55	80
12-17-59	H	-/-	L (2OT)	80	82
12-20-67	A	-/-	L	70	74
12-16-68	H	-/-	W	73	59
12-29-83	N	-/-	L	45	58
11-30-88	H	-/-	L	75	77
11-29-89	A	-/-	L	69	80
11-28-90	H	-/5	W	71	69
12-4-91	A	-/22	L	78	101
12-18-93	A	-/6	W	85	81
12-10-94	H	-/15	W (OT)	96	91
12-31-11	H	-/16	L	55	68
2-25-12	A	-/6	L	34	62
1-13-13	A	-/22	L	56	66
2-16-13	H	-/8	L	64	73
2-16-14	A	-/9	W	60	51
1-24-15	H	-/-	W	79	77

1-20-16	A	-/9	W	72	71
2-2-17	H	-/-	L	61	72
2-23-17	A	-/-	L	72	88

MINNESOTA (MINNESOTA LEADS 54-19)

- In Lincoln: Nebraska leads, 12-11
At Pinnacle Bank Arena: Nebraska leads, 3-0
 - In Minneapolis: Minnesota leads 39-8
At Williams Arena: Minnesota leads 20-4
 - In Hilo, Hawaii: Nebraska leads 1-0
 - In Big Ten Conference games: Minnesota leads, 5-4
 - In Big Ten Tournament games: 0-0
- Note: Minnesota vacated wins vs. NU in 1995, 1996 & 1998

Husker-Gopher Superlatives

- Most consecutive wins (year ended): Nebraska 3 (1934-36; 2013-15); Minnesota 17 (1937-58)
- Most points scored: Nebraska, 96, at Hilo, Hawaii, Nov. 26, 1995; Minnesota, 91, at Minneapolis, Minn., Dec. 9, 1995
- Highest combined score: 181, Nebraska, 96, Minnesota, 85, at Hilo, Hawaii, Nov. 26, 1995
- Biggest winning margin: Nebraska, 29, at Lincoln, Neb., Dec. 8, 2002; Minnesota, 42, at Minneapolis, Minn., Feb. 15, 1902

Date	Site	Rankings	Result	Neb.	Minn.
2-15-02	A	-/-	L	9	52
3-7-03	A	-/-	L	14	41
2-18-04	A	-/-	L	21	42
1-20-05	A	-/-	W	22	21
1-21-05	A	-/-	W	28	25
3-24-06	A	-/-	L	16	25
2-15-07	A	-/-	L	19	20
2-16-07	A	-/-	L	18	20
2-28-08	A	-/-	L	12	43
2-29-08	A	-/-	L	10	32
2-5-09	A	-/-	L	17	24
2-6-09	A	-/-	L	21	39
2-19-09	H	-/-	L	26	28
2-20-09	H	-/-	L	20	29
2-18-10	A	-/-	L	14	33
2-19-10	A	-/-	L	9	27
1-27-11	A	-/-	L	10	25
1-28-11	A	-/-	L	15	40
1-26-12	A	-/-	L	15	40
1-25-13	A	-/-	L	11	20
2-6-14	A	-/-	W	21	16
2-7-14	A	-/-	W	14	9
1-8-15	A	-/-	L	18	22
1-9-15	A	-/-	L	9	23

12-29-31	A	-/-	L	24	32
12-23-32	A	-/-	L	25	27
1-2-33	H	-/-	L	22	32
1-1-34	A	-/-	L	16	32
12-29-34	H	-/-	W	26	24
12-20-35	A	-/-	W	41	24
12-21-36	H	-/-	W	29	24
12-20-37	A	-/-	L	28	33
12-21-38	H	-/-	L	37	66
12-23-39	A	-/-	L	37	61
12-21-40	H	-/-	L	36	43
12-27-41	A	-/-	L	32	56
12-13-43	A	-/-	L	21	40
1-22-44	H	-/-	L	32	45
12-22-44	H	-/-	L	54	55
12-8-45	A	-/-	L	30	55
12-23-46	H	-/-	L	58	66
12-13-47	A	-/-	L	59	63
12-6-48	H	-/-	L	52	61
12-2-50	A	-/-	L	41	55
12-8-51	H	-/-	L	55	63
12-13-52	A	-/-	L	62	71
12-5-53	A	-/-	L	64	75
12-13-58	A	-/-	L	57	78
12-7-59	H	-/-	W	76	66
12-8-76	H	-/-	L	58	66
12-19-77	A	-/-	W	63	49
11-28-78	H	-/-	W	58	48
12-15-79	A	-/-	L	58	75
11-26-95^	N	-/-	W	96	85
12-9-95^	A	-/-	L	80	91
12-21-96^	H	-16	L	56	70
12-13-97^	A	-/-	W	70	66
12-19-98^	H	-/18	L	51	55
12-31-99	H	-/-	W	90	78
12-28-00	A	-/-	L (OT)	70	74
12-22-01	A	-/-	L	72	81
12-8-02	H	-/20	W	80	60
12-29-03	A	-/-	W	77	60
12-8-04	H	-/-	L	48	57
2-5-12	H	-/-	L	61	69
3-3-12	A	-/-	L	69	81
1-29-13	A	-/23	L	65	84
3-6-13	H	-/-	W	53	51
1-26-14	H	-/-	W	82	78
1-20-15	H	-/-	W	52	49
1-31-15	A	-/-	L	42	60
1-12-16	H	-/-	W	84	59
3-2-17	A	-/-	L	73	88

^later vacated

NORTHWESTERN (NEBRASKA LEADS 7-6)

- In Lincoln: Nebraska leads 4-2
At Pinnacle Bank Arena: Tied, 2-2
- In Evanston: Northwestern leads, 4-2
At Welsh-Ryan Arena: Northwestern leads, 3-2
- St. Charles, Mo.: Nebraska leads 1-0
- In Big Ten Conference games: Northwestern leads, 5-4
- In Big Ten Tournament games: 0-0

Husker-Wildcat Superlatives

- Most consecutive wins (year ended): Nebraska 4 (2013-15); Northwestern 4 (2015-present)
- Most points scored: Nebraska, 79, at Lincoln, Neb., Nov. 29, 1975; Northwestern, 84, at Evanston, Ill., Feb. 2, 2012
- Highest combined score: 168, Northwestern, 84, Nebraska, 74, at Evanston, Ill., Feb. 2, 2012
- Biggest winning margin: Nebraska, 16, at Lincoln, Neb., Feb. 3, 2015; Northwestern, 13, at Evanston, Ill., Dec. 21, 1933



Walter Pitchford and the Huskers celebrate after toppling No. 18 Ohio State, 68-62 on Jan. 20, 2014, at Pinnacle Bank Arena.

Date	Site	Rankings	Result	Neb.	NW
12-21-33	A	-/-	L	22	35
11-29-75	H	-/-	W	79	68
12-20-76	A	-/-	W	71	68
11-27-99	N	-/-	W	61	52
2-2-12	A	-/-	L	74	84
1-26-13	H	-/-	W	64	49
2-8-14	A	-/-	W	53	49
3-1-14	H	-/-	W	54	47
2-3-15	H	-/-	W	76	60
12-30-15	H	-/-	L	72	81
3-6-16	A	-/-	L	54	65
1-18-17	H	-/-	L	66	74
1-26-17	A	-/-	L	61	73

OHIO STATE (OSU LEADS 14-4)

- In Lincoln: Ohio State leads, 5-2
 At Pinnacle Bank Arena: Ohio State leads, 2-1
 - In Columbus: Ohio State leads 7-1
 At Value City Arena: Ohio State leads, 4-1
 - El Paso, Texas: Nebraska leads 1-0
 - In Big Ten Conference games: Ohio State leads, 8-2
 - In Big Ten Tournament games: Ohio State leads, 2-0
- Husker-Buckeye Superlatives**
- Most consecutive wins (year ended): Nebraska 1 (1936, 1985, 2014, 2017); Ohio State 9 (1987-2014)
 - Most points scored: Nebraska, 76, at Columbus, Ohio, Dec. 14, 1988; Ohio State, 103, at Columbus, Ohio, Dec. 14, 1988
 - Highest combined score: 170, Ohio State, 103, Nebraska, 76, at Columbus, Ohio, Dec. 14, 1988
 - Biggest winning margin: Nebraska, 9, at Lincoln, Neb., Dec. 12, 1936; Ohio State, 34, at Lincoln, Neb., Jan. 21, 2012

Date	Site	Rankings	Result	Neb.	OSU
12-22-36	H	-/-	W	32	23
12-11-37	A	-/-	L	31	42
12-30-85	N	-/-	W	69	66
12-5-87	H	-/-	L	63	72
12-14-88	A	-/14	L	76	103
3-20-89	A	-/-	L	74	85
1-3-12	A	-/8	L	40	71
1-21-12	H	-/6	L	45	79
1-2-13	A	-/8	L	44	70
2-2-13	H	-/11	L	56	63
3-15-13	N	-/10	L	50	71
1-4-14	A	-/3	L	53	84
1-20-14	H	-/18	W	68	62
3-14-14	N	-/23	L	67	71
2-26-15	A	-/-	L	57	81
2-20-16	H	-/-	L (OT)	62	65
1-18-17	H	-/-	L	66	67
2-18-17	A	-/-	W	58	57

PENN STATE (PENN STATE LEADS 8-7)

- In Lincoln: Nebraska leads, 6-1
 At Pinnacle Bank Arena: Nebraska leads, 3-0
- In State College: Penn State leads 5-1
 Bryce Jordan Center: Penn State leads, 4-1
- In Big Ten Conference games: Nebraska leads, 6-4
- In Big Ten Tournament games: Penn State leads, 2-0

Husker-Nittany Lion Superlatives

- Most consecutive wins (year ended): Nebraska 2 (2013); Penn State 2 (1981-1995; 2015)
- Most points scored: Nebraska, 82, at Lincoln, Neb., Feb. 14, 2017; Penn State, 76, at Washington, D.C., March 8, 2017
- Highest combined score: 148, Nebraska, 82, Penn State,

66, at Lincoln, Neb., Feb. 14, 2017

- Biggest winning margin: Nebraska, 25, at Lincoln, Neb., Dec. 9, 1980; Penn State, 16, at University Park, Pa., Feb. 11, 2012

Date	Site	Rankings	Result	Neb.	PSU
12-9-80	H	-/-	W	75	50
12-21-81	A	-/-	L	58	60
3-21-95	H	-/-	L	59	65
1-11-12	H	-/-	W	70	58
2-11-12	A	-/-	L	51	67
1-19-13	A	-/-	W	68	64
2-9-13	H	-/-	W	67	53
1-23-14	A	-/-	L	54	58
2-20-14	H	-/-	W	80	67
2-7-15	A	-/-	L	43	56
3-11-15	N	-/-	L	65	68
2-13-16	H	-/-	W	70	54
2-25-16	A	-/-	L	55	56
2-14-17	H	-/-	W	82	66
3-8-17	N	-/-	L (OT)	67	76

PURDUE (PURDUE LEADS 13-5)

- In Lincoln: Purdue leads 5-4
 At Pinnacle Bank Arena: Nebraska leads, 2-1
- In West Lafayette: Purdue leads 7-0
 Mackey Arena: Purdue leads 5-0
- In Big Ten Conference games: Purdue leads, 6-2
- In Big Ten Tournament games: Tied, 1-1

Husker-Boilermaker Superlatives

- Most consecutive wins (year ended): Nebraska 1 (1956, 1964, 2013, 2014, 2017); Purdue 5 (1978-2013)
- Most points scored: Nebraska, 96, at Lincoln, Neb., Dec. 5, 1964; Purdue, 89, at West Lafayette, Jan. 30, 2016
- Highest combined score: 181, Nebraska, 96, Purdue, 85, at Lincoln, Neb., Dec. 5, 1964
- Biggest winning margin: Nebraska, 19, at Lincoln, Neb., Feb. 23, 2014; Purdue, 22, at West Lafayette, Ind., Dec. 11, 1979

Date	Site	Rankings	Result	Neb.	Pur.
12-8-47	H	-/-	L	56	60
12-17-48	A	-/-	L	47	64
12-17-56	H	-/-	W	65	62
12-14-57	H	-/-	L	61	70
12-7-63	A	-/-	L	75	81
12-5-64	H	-/-	W	96	85
12-2-78	H	-/-	L	47	58
12-11-79	A	-/9	L	56	78
2-22-12	A	-/-	L	65	83
3-8-12	N	-/-	L	61	79
1-16-13	H	-/-	L	56	65
3-15-13	N	-/-	W	57	55
1-12-14	A	-/-	L	64	70
2-23-14	H	-/-	W	76	57
2-15-15	A	-/-	L	54	66
1-30-16	A	-/21	L	74	89
3-1-16	H	-/15	L	62	81
1-29-17	H	-/20	W	83	80

RUTGERS (NEBRASKA LEADS 5-3)

- In Lincoln: Nebraska leads, 3-0
 At Pinnacle Bank Arena: Nebraska leads, 2-0
- In Piscataway: Rutgers leads, 2-1
 Rutgers Athletic Center: Rutgers leads, 2-1
- St. Charles, Mo.: Rutgers leads, 1-0
- In Big Ten Conference games: Nebraska leads, 3-1
- In Big Ten Tournament games: Nebraska leads, 1-0

Husker-Scarlet Knight Superlatives

- Most consecutive wins (year ended): Nebraska 5 (2007-2016); Rutgers 2 (1999-2006)

- Most points scored: Nebraska, 90, at Piscataway, N.J., Jan. 9, 2016; Rutgers, 75, at Piscataway, N.J., Dec. 2, 2006
- Highest combined score: 161, Nebraska 89, Rutgers 72; at Indianapolis, Ind., March 9, 2016
- Biggest winning margin: Nebraska, 34, Piscataway, N.J., Jan. 10, 2016; Rutgers, 19, at St. Charles, Mo., Nov. 28, 1999

Date	Site	Rankings	Result	Neb.	RU
11-28-99	N	-/-	L	62	81
12-2-06	A	-/-	L	73	75
12-9-07	H	-/-	W	63	51
1-8-15	H	-/-	W	65	49
1-9-16	A	-/-	W	90	56
2-6-16	H	-/-	W	87	64
3-9-16	N	-/-	W	89	72
1-21-17	A	-/-	L	64	65

WISCONSIN (WISCONSIN LEADS 14-12)

- In Lincoln: Nebraska leads, 6-5
 At Pinnacle Bank Arena: Wisconsin leads, 2-1
- In Madison: Wisconsin leads, 8-4
 Kohl Center: Wisconsin leads, 4-0
- In Honolulu, Hawaii: Nebraska leads 1-0
- In Fairbanks, Alaska: Wisconsin leads 1-0
- In Big Ten Conference games: Wisconsin leads, 8-1
- In Big Ten Tournament games: Nebraska leads, 1-0

Husker-Badger Superlatives

- Most consecutive wins (year ended): Nebraska 8 (1956-91); Wisconsin 5 (1998-2013)
- Most points scored: Nebraska, 101, at Madison, Wis., Dec. 1, 1965; Wisconsin, 88, at Madison, Wis., Dec. 1, 1965
- Highest combined score: 189, Nebraska, 101, Wisconsin 88, at Madison, Wis., Dec. 1, 1965
- Biggest winning margin: Nebraska, 21, at Lincoln, Neb., Dec. 11, 1991; Wisconsin, 39, at Madison, Wis., March 3, 1908

Date	Site	Rankings	Result	Neb.	Wis.
3-5-04	H	-/-	W	25	22
2-21-07	A	-/-	L	31	35
3-3-08	A	-/-	L	4	43
1-4-22	A	-/-	L	14	27
12-30-39	A	-/-	W	53	43
1-4-41	H	-/-	L	31	46
12-19-55	A	-/-	L	52	71
12-10-56	H	-/-	W	53	51
12-1-65	A	-/-	W	101	88
11-30-68	H	-/-	W	68	55
12-27-79	N	-/-	W (OT)	83	82
12-5-83	A	-/-	W (2OT)	71	69
12-12-84	H	-/-	W	53	51
12-11-90	A	-/-	W	75	63
12-11-91	H	-/-	W	86	67
11-22-98	N	-/-	L	41	78
12-27-11	H	-/11	L	40	64
1-15-12	A	-/-	L	45	50
1-6-13	H	-/-	L	41	47
2-26-13	A	-/17	L	46	77
3-9-14	H	-/9	W	77	68
1-15-15	A	-/7	L	55	70
2-10-15	H	-/5	L	55	65
2-10-16	A	-/-	L	61	72
3-10-16	N	-/-	W	70	58
2-9-17	H	-/7	L (OT)	69	70

N 2017-18 NEBRASKA BASKETBALL

SERIES RESULTS VS. NON-CONFERENCE OPPONENTS

Abilene Christian (NU leads 1-0)

12-5-15 H W 73-63

Air Force (NU leads 4-1)

12-5-59 H W 68-54
12-9-61 A L 49-58
12-8-62 H W 43-39
12-9-72 N W 57-53
12-28-81 N W 63-47
Totals 280-251

Alabama (NU trails 0-2)

12-20-54 A L 76-88
12-29-85 N L 61-78
Totals 137-166

Alabama A&M (NU leads 3-0)

12-21-05 H W 67-60
12-17-06 H W 82-55
11-17-07 H W 59-45
Totals 208-160

Alabama State (NU leads 1-0)

12-3-08 H W 80-51

Alaska-Fairbanks (Series tied 1-1)

12-9-00 H W 84-55
11-23-02 N L 61-64
Totals 125-119

Alcorn State (NU leads 3-0)

12-29-07 H W 77-53
12-8-10 H W 78-57
12-17-11 H W 60-46
Totals 215-156

Angelo State (NU leads 1-0)

1-5-80 H W 83-70

Appalachian State (NU leads 2-1)

12-19-92 H W 93-83
12-1-93 A L 82-91
12-31-94 H W 108-71
Totals 283-245

Arizona (Series tied 2-2)

12-21-60 H W 79-55
12-23-68 A L 63-68
12-20-69 H W 79-69
12-18-99 N L 59-80
Totals 280-272

Arizona State (NU trails 3-4)

12-20-68 A L 76-83
12-7-74 A L 62-83
12-23-85 H W 80-67
12-28-02 A L 63-75
12-3-03 H W 68-60
12-2-07 H W 62-47
12-7-08 A L 44-64
Totals 455-479

Arkansas (NU trails 2-6)

12-16-32 H L 24-41
12-12-46 N L 46-57
12-30-80 A L 52-64
1-9-82 H L 50-51
1-3-83 N L 58-64
12-10-83 H W 67-54
3-17-87 H W 78-71
3-12-98 N L 65-74
Totals 440-476

Arkansas-Little Rock (NU leads 1-0)

3-26-87 N W 76-67

Arkansas-Pine Bluff (NU leads 5-0)

11-23-04 H W 97-40
11-27-06 H W 71-42
11-22-08 H W 67-53
11-15-10 H W 83-40
11-24-15 H W 67-44
Totals 385-219

Arkansas State (NU leads 2-0)

3-16-89 H W 81-79
12-14-13 H W 79-67
Totals 160-146

Arkansas Tech (NU leads 1-0)

11-25-78 H W 70-59

Augustana (S.D.) (NU leads 3-0)

12-14-68 H W 73-56
12-4-69 H W 75-56
11-26-83 H W 113-69
Totals 261-181

Baker (NU leads 3-0)

1904-05 W 49-19
2-3-1906 H W 34-23
2-21-1906 A W 33-27
Totals 116-69

Ball State (NU trails 1-2)

12-27-80 A L 62-67
12-19-81 H W 71-57
11-24-02 N L 65-73
Totals 191-203

Baylor (NU leads 12-11)

12-17-49 H W 69-55
12-9-1981 A W 64-63
12-11-82 H W 59-56
11-28-87 N L 79-82
2-19-97 A L 60-71
2-14-98 H W 66-55
3-6-98 *N W 65-46
1-16-99 A W 68-55
1-22-00 H W 69-55
3-9-00 *N L *55-63
2-10-01 A L 58-69
2-27-02 H W 75-55
2-22-03 A L 64-78
1-21-04 H W 76-47
2-12-05 A W 74-63
2-4-06 H W 60-45
2-21-07 A L 59-63
1-19-08 H L 70-72
3-7-09 A W 66-62
3-11-09 *N L 49-65
2-10-10 H L 53-55
2-9-11 A L 70-74
3-21-14 N L 60-74
Totals 1433-1423

***Phillips 66 Big 12 Championship

Bellevue (NU leads 1-0)

3-20-1906 A W 39-27

Bethune-Cookman (NU leads 1-0)

12-20-04 H W 70-26

Bowling Green (NU leads 2-1)

12-15-90 H W 99-85
12-7-96 H W 73-68
1-1-97 N L 55-58
Totals 227-211

Bradley (NU trails 2-5)

12-30-37 A L 30-50
12-17-38 H L 24-39
12-29-45 A L 33-53
12-12-49 A L 54-64
12-20-52 A W 73-65
12-18-54 A W 93-68
12-18-58 A L 48-85
Totals 355-424

Brandeis (Omaha) (NU leads 1-0)

1916-17 W 29-11

Brigham Young (NU trails 1-4)

1-5-31 H L 44-55
12-17-31 H L 27-31
12-17-35 H W 53-34
12-28-35 A L 39-46
12-23-09 N L 66-88
Totals 229-254

Brooklyn (NU leads 2-0)

1-7-87 H W 62-46
12-21-87 H W 72-44
Totals 134-90

Brown College "B" (NU leads 1-0)

3-15-1906 H W 57-12

Burgess-Nash (NU leads 1-0)

1-30-16 A W 24-20

Butler (NU leads 2-1)

12-30-29 A L 26-38
2-2-31 H W 32-14
12-29-86 N W 67-56
Totals 125-108

California (NU trails 6-7)

1-7-38 H W 38-32
12-26-38 A W 46-43
12-27-38 A L 30-58
1-6-40 H W 46-32
12-26-40 A L 24-30
12-11-50 A L 59-62
12-22-61 A L 49-50
12-21-64 H W 87-80
12-22-64 H W 63-59
12-10-65 A L 71-87
12-11-65 A W 70-68
12-21-68 N L 73-86
12-8-72 N L 50-75
Totals 706-762

California-Davis (NU leads 1-0)

12-16-77 H W 69-64

California-Irvine (Series tied 2-2)

12-1-69 H W 76-73
12-28-84 N W 73-67
12-2-85 H L 80-87
11-28-86 A L 101-109
Totals 330-336

California Santa Barbara (NU leads 2-0)

12-22-78 N W 75-55
12-27-02 N W 60-57
Totals 135-112

Cal State Bakersfield (NU leads 1-0)

12-13-79 H W 94-80

Cal State Fullerton (NU leads 1-0)

12-4-67 H W 111-74

Camp Funston (NU trails 0-1)

1917-18 H L 14-43

Canisius (Series tied 1-1)

12-29-36 A L 34-39
3-13-85 H W 79-66
Totals 113-105

Carleton (NU trails 0-2)

1-4-32 H L 30-40
12-22-32 A L 19-23
Totals 49-63

Centenary (NU leads 1-0)

11-21-02 N W 68-45

Central Arkansas (NU leads 1-0)

11-18-14 H W 82-56

Central City (NU leads 1-0)

1-26-07 H W 40-9

Central Michigan (NU leads 2-0)

12-20-11 H W 72-69
12-22-12 N W 89-75
Totals 161-144

Chaminade (NU leads 2-0)

11-29-87 A W 76-75
12-28-88 A W 86-85
Totals 162-160

Charlotte (NU leads 1-0)

3-19-08 H W 67-48

Cheyenne Business College (NU trails 0-1)

2-7-1903 A L 28-42

Chicago Central (NU trails 0-1)

1904-05 A L 22-59

Chicago State (NU leads 3-0)

1-16-90 H W 92-57
12-17-05 H W 76-65
12-10-09 H W 74-39
Totals 242-161

Cincinnati (NU trails 1-5)

12-18-48 A L 46-64
12-19-60 A L 60-75
12-31-96 N L 73-84
12-28-13 A L 59-74
12-13-14 H W 56-55 (2OT)
11-27-15 N L 61-65
Totals 355-412

The Citadel (NU leads 4-0)

12-30-90 A W 94-80
12-2-91 H W 84-61
12-7-92 H W 86-46
12-21-12 H W 77-62
Totals 341-249

Clemson (NU trails 0-1)

12-30-16 A L 58-60

Colgate (NU leads 3-1)

2-25-21 H L 15-21
2-26-21 H W 24-15
12-4-92 H W 108-76
12-5-98 H W 60-48
Totals 207-160

College of Charleston (NU leads 1-0)

11-27-94 N W 74-72

Colorado (NU leads 77-71)

2-5-03 A W 28-12
1-16-20 A W 27-16
1-16-20 A W 24-17
1-10-38 H W 29-18
1-17-48 A W 59-55
2-25-48 H W 58-53
2-5-49 H W 45-43
2-26-49 A W 56-45
12-28-49 *N L 57-67
1-16-50 A L 59-72
2-18-50 H W 59-49

OPPONENTS



Nate Johnson earned honorable-mention All-Big 12 honors in both 2003 and 2004.



1-15-51	A	L	45-51	1-23-85	H	W	85-67
2-24-51	H	W	58-45	2-13-85	A	L	61-64
12-28-51	N	L	63-68	2-1-86	A	W	77-60
1-5-52	H	W	63-61	2-26-86	H	W	79-72
2-11-52	A	L	65-67	1-17-87	H	W	86-66
12-30-52	*N	L	53-67	2-7-87	A	W	68-65
1-5-53	A	W	80-65	1-30-88	A	W	63-57
2-9-53	H	L	78-86	2-21-88	H	W	75-67
2-8-54	H	L	67-75	2-8-89	A	L	80-83
2-20-54	A	L	58-83	2-22-89	H	W	97-59
12-29-54	*N	L	47-89	2-7-90	A	W	91-82
2-7-55	H	W	84-77	2-28-90	H	W	96-82
3-5-55	A	L	66-77	1-22-91	A	L	69-86
1-7-56	A	L	63-78	2-9-91	H	W	86-72
1-21-56	H	L	50-77	1-11-92	A	W	84-74
1-7-57	H	W	74-52	2-29-92	H	W	84-70
1-12-57	A	L	56-60	1-25-93	A	W	82-67
2-17-58	H	W	50-41	2-24-93	H	W	76-67
3-8-58	A	L	52-54	1-8-94	H	W	106-67
12-29-58	*N	L	50-54	1-19-94	A	L	81-86
1-5-59	A	L	50-57	2-8-95	A	W	100-86
2-23-59	H	W	62-61	2-25-95	H	L	74-80
12-26-59	*N	L	55-64	1-10-96	H	W	79-74
1-16-60	A	L	57-62 (OT)	2-28-96	A	L	64-78
1-30-60	H	L	54-58	1-4-97	A	L	73-79
1-9-61	H	W	65-61	2-5-97	H	W	77-69
1-14-61	A	W	51-66**	1-11-98	H	W	87-72
1-13-62	H	L	56-58	2-21-98	A	W	79-71
2-10-62	A	L	63-74	1-23-99	H	W	72-55
12-28-62	*N	L	47-59	2-3-99	A	W	57-52
1-7-63	H	L	47-75	2-8-00	A	L	58-70
3-4-63	A	L	51-80	2-26-00	H	W	69-64
12-30-63	*N	L	58-80	2-3-01	H	L	57-60
2-15-64	H	L	52-60	2-17-01	A	W	87-82 (OT)
3-9-64	A	L	73-89	1-12-02	H	W	75-67
12-28-64	*N	L	52-70	2-5-02	A	L	61-84
2-6-65	A	L	52-62	3-7-02	***N	L	60-67
2-13-65	H	W	66-59	1-18-03	H	W	80-77 (OT)
2-21-66	H	W	70-63	3-8-03	A	L	69-84
3-7-66	A	L	88-95	1-14-04	H	L	60-68
12-30-66	*N	L	66-73	3-6-04	A	L	75-78
1-14-67	H	W	84-80	1-12-05	A	W	68-61
3-11-67	A	L	57-64	3-2-05	H	W	70-55
2-1-68	H	W	87-73	1-25-06	A	L	59-81
2-24-68	A	L	73-75	2-22-06	H	W	93-77
2-8-69	A	L	81-83	1-20-07	H	W	71-50
2-24-69	H	W	79-65	3-3-07	A	L	69-73
12-27-69	*N	L	60-72	1-15-08	A	L	51-55
1-17-70	H	W	60-58	3-9-08	H	W	68-49
2-10-70	A	L	59-76	2-4-09	A	W	55-53
12-29-70	*N	W	77-67	2-18-09	H	W	46-41
2-16-71	A	W	65-63	1-27-10	A	L	60-72
3-6-71	H	W	85-71	3-2-10	H	L	68-81
1-15-72	H	W	67-55	1-18-11	H	W	79-67
2-26-72	A	L	57-67	3-5-11	A	L	57-67
2-6-73	H	L	59-67	Totals			9,800-9,351
3-6-73	A	L	63-71	*at Kansas City **Colorado forfeit			
2-12-74	A	L	64-65	***Phillips 66 Big Eight Championship			
3-5-74	H	W	65-42	Colorado College (NU leads 6-1)			
1-25-75	H	W	85-59	2-4-1903	A	W	39-11
2-15-75	A	L	61-62	1-14-20	A	W	32-19
1-24-76	A	W	66-64	1-15-20	A	L	23-25
2-14-76	H	W	80-61	3-5-20	H	W	23-9
12-28-76	*N	L	50-55	3-6-20	H	W	33-12
1-12-77	H	W	69-54	1-4-29	A	W	32-24
2-2-77	A	W	73-62	1-5-29	A	W	48-26
1-11-78	A	L	64-73	Totals			230-127
2-1-78	H	W	86-75	Colorado State (NU leads 7-3)			
12-12-78	*N	L	61-74	12-23-47	H	W	67-47
1-13-79	A	L	61-64	12-19-70	H	W	69-65
2-3-79	H	W	79-52	12-16-72	N	L	51-57
1-19-80	A	W	53-44	12-22-80	H	W	54-48
2-16-80	H	L	55-56	12-23-81	A	L	51-58 (OT)
1-21-81	H	L	59-62	1-4-84	H	W	56-54
2-11-81	A	W	57-56	1-12-85	A	W	88-78 (2OT)
3-3-81	***N	L	66-70	3-14-96	A	W	91-83
1-30-82	A	W	74-57	11-25-97	H	W	64-57
2-24-82	H	W	79-57	12-12-98	A	L	49-75
1-22-83	A	L	69-72	Totals			640-622
2-12-83	H	W	68-56				
1-28-84	A	L	57-60				
2-25-84	H	W	75-67				



Ade Dagunduro was a third-team All-Big 12 pick in 2009 and was on the Big 12 All-Defensive team that season.

Columbia (NU leads 1-0)

1-2-88	H	W	82-62
--------	---	---	-------

Connecticut (NU trails 0-2)

3-19-92	N	L	65-86
3-21-97	A	L	67-76
Totals			132-162

Coppin State (NU leads 1-0)

12-6-96	H	W	88-72
---------	---	---	-------

Cornell (NU leads 2-0)

12-29-55	N	W	70-69
12-29-82	N	W	66-56
Totals			136-125

Cotner College (NU leads 4-1)

12-12-1908	H	W	28-24
1-7-11	H	L	17-35
1-11-13	H	W	29-18
1-17-14	H	W	56-11
1916-17	W		42-10
Totals			172-98

Creighton (Tied 25-25)

1922-23	A	L	24-46
1923-24	H	W	25-21
2-28-25	A	W	15-11
1-9-26	A	W	20-15
2-15-26	H	L	11-15
3-4-32	A	L	18-47
3-7-32	H	L	26-28
12-9-77	H	W	65-58
12-9-78	A	L	61-78
12-8-79	H	W	64-55
12-6-80	A	L	61-66 (OT)
12-5-81	H	W	86-46
12-4-82	A	W	65-62
12-3-83	H	W	65-56
3-15-84	A	W	56-54
12-8-84	A	W	78-73
12-7-85	H	W	71-52
12-6-86	A	L	66-78
1-3-87	H	W	70-65 (OT)
12-9-87	A	L	73-88
11-26-88	H	W	86-77
12-14-89	A	L	83-86
12-6-90	H	W	97-63
12-7-91	A	W	90-85
12-10-92	H	W	100-83
12-9-93	A	W	67-53
12-7-94	H	W	85-57
12-6-95	A	W	88-67

1-8-97	H	W	71-52
12-10-97	A	L	73-84
12-9-98	H	W	76-60
12-9-99	A	L	72-89
1-2-01	H	L	51-62
12-12-01	A	L	70-76
12-21-02	H	L	73-81
12-10-03	A	L	54-61
3-16-04	A	W	71-70
12-11-04	H	L	48-50
12-11-05	A	L	44-70
11-18-06	H	W	73-61
11-24-07	A	L	62-74
11-29-08	H	W	54-52
12-06-09	A	L	61-67
12-5-10	H	W	59-54
12-4-11	A	L	66-76
12-6-12	H	L	42-64
12-8-13	A	L	67-82
12-7-14	H	L	55-65
12-9-15	A	L	67-83
12-7-16	H	L	62-77
Totals			3,287-3,010

Crete (NU leads 1-0)

1-4-1907	A	W	82-8
----------	---	---	------

Davidson (NU trails 0-1)

11-19-2010	N	L	67-70
------------	---	---	-------

Dayton (NU leads 1-0)

11-24-2016	N	W	80-78
------------	---	---	-------

Delaware State (NU leads 4-0)

12-29-94	H	W	94-52
12-20-95	H	W	88-41
12-8-03	H	W	68-39
11-19-15	H	W	75-60
Totals			325-192

Denver (NU leads 6-2)

3-1-1907	H	W	40-13
1-26-35	H	W	34-22
1-7-36	A	L	35-45
12-16-57	H	W	68-63
12-13-60	H	W	77-52
12-15-62	H	L	54-63
11-26-82	H	W	94-58
1-4-02	H	W	79-75 (OT)
Totals			481-391

Denver YMCA (NU leads 1-0)

2-3-1903	A	W	44-29
----------	---	---	-------

DePaul (NU trails 1-4)

3-4-08	A	W	25-18
12-22-33	A	L	13-33
2-24-39	H	L	33-37
12-11-43	A	L	15-55
3-28-83	N	L	58-68
Totals			144-211

Detroit (NU trails 3-4)

12-28-37	A	L	33-34
1-2-40	H	L	46-47
12-29-41	A	L	29-33
1-31-59	H	W	91-77
12-17-60	A	L	62-71
12-22-86	H	W	71-55
12-7-87	A	W	63-58
Totals			332-375

Doane (NU leads 2-0)

1-17-1899	H	W	52-7
1899-00	H	W	57-3
Totals			109-10

Drake (NU leads 43-14)

1-22-1909	H	W	39-30
1-23-1909	H	W	34-12
2-10-1909	A	L	12-34
2-11-1909	A	L	15-25
1-28-10	H	W	40-14
1-29-10	H	W	27-6
2-8-10	A	W	20-16
2-10-10	A	W	22-13
1-12-12	H	W	42-24
1-13-12	H	W	35-13
2-21-12	A	W	33-15
2-22-12	A	W	46-14
1-31-13	H	W	32-7
2-1-13	H	W	24-15
2-19-13	A	W	21-4
2-20-13	A	W	25-11
2-13-14	H	W	32-20
2-14-14	H	W	31-10
2-19-14	A	W	36-17
2-10-15	A	W	14-5
2-11-15	A	W	23-14
2-19-15	H	L	19-20
2-20-15	H	W	27-11
1-21-16	H	W	41-12
1-22-16	H	W	44-16
2-23-16	A	W	34-24
2-24-16	A	W	40-15
1916-17	W		23-13

OPPONENTS

N 2017-18 NEBRASKA BASKETBALL

SERIES RESULTS VS. NON-CONFERENCE OPPONENTS



Bernard Garner helped Nebraska win the 1996 NIT title, averaging 10.7 points and 6.3 rebounds per game in 1995-96.



Herschell Turner was Nebraska's first 1,000-point scorer and averaged 14.7 points per game in his three-year career.

1916-17		W	26-18
1917-18	A	W	32-10
1917-18	A	W	21-14
1-22-19	A	W	34-13
1-25-19	A	W	24-14
1-30-19	H	L	15-22
2-1-19	H	W	19-9
2-18-22	A	L	32-34
2-28-22	H	L	15-29
1922-23	H	L	18-30
1-25-23	A	L	25-36
1923-24	A	L	15-19
1923-24	H	L	12-25
1-17-25	H	W	20-8
3-2-25	A	L	10-18
2-2-26	A	W	23-21
3-1-26	H	W	22-21
1926-27	H	L	34-35
3-4-27	A	W	46-32
1-14-28	A	L	28-32
2-14-28	H	W	34-27
2-16-29	H	W	37-24
2-23-29	A	W	33-26
1-24-31	H	W	30-25
1-9-32	A	W	33-19
12-9-46	H	W	48-44
1-31-47	A	W	65-44
12-30-87	A	L	68-85
12-23-88	H	W	65-57
Totals			1,715-1,221

Duquesne (NU trails 1-2)			
12-20-48	A	L	49-55
12-9-69	H	W	82-77
12-6-71	A	L	53-75
Totals			184-207

Eastern Illinois (NU leads 5-0)			
12-3-90	A	W	94-64
1-4-92	H	W	81-68
1-2-93	H	W	70-54
11-23-99	H	W	81-78 (2OT)
11-21-00	H	W	85-71
Totals			411-335

Eastern Michigan (NU leads 1-0)			
11-29-03	H	W	67-59

Eastern Washington (NU leads 5-0)			
12-3-79	H	W	82-68
1-14-84	H	W	105-71
12-21-91	H	W	102-67
12-31-02	H	W	63-60
12-18-10	H	W	72-42
Totals			361-248

Emporia State (NU leads 1-0)			
2-4-56	H	W	72-59

Evansville (Series tied 1-1)			
1-3-85	A	L	73-80
1-6-86	H	W	77-70
Totals			150-150

Fairleigh Dickinson (NU leads 1-0)			
11-22-03	H	W	80-64

Florida A&M (NU leads 2-0)			
12-20-93	H	W	86-61
1-5-09	H	W	81-56
Totals			167-117

Florida Gulf Coast (NU leads 2-0)			
12-7-01	H	W	51-50
11-8-13	H	W	79-55
Totals			130-105

Florida State (Series tied 1-1)			
12-31-05	N	L	60-74
12-1-14	A	W	70-65
Totals			130-139

Fond du Lac (NU trails 0-1)			
1900-01	A	L	20-32

Fordham (NU leads 1-0)			
12-30-92	N	W	79-55

Fort Dodge (NU leads 5-1)			
1904-05		W	53-27
3-21-1906	A	W	33-23
2-14-1907	A	W	34-22
2-9-14	A	W	38-22
1917-18	H	W	19-16
1917-18	H	L	14-21
Totals			171-132

Fort Dodge Company G (NU trails 0-1)			
1-6-15	A	L	18-23

Fort Riley (NU leads 1-0)			
2-20-1906	A	W	43-13

Fresno State (NU leads 2-0)			
12-15-51	H	W	72-48
3-22-96	A	W	83-71
Totals			155-119

Furman (NU leads 2-0)			
1-4-88	A	W	75-74 (OT)
12-17-88	H	W	69-56
Totals			144-130

Gardner Naval Reserve (NU trails 0-2)			
1-21-43	H	L	37-52
2-6-43	N	L	37-43
Totals			74-95

Gardner-Webb (NU trails 0-1)			
12-18-16	H	L	62-70

George Washington (NU trails 0-1)			
1-2-37	A	L	22-41

Georgia (NU leads 2-1)			
12-20-85	H	L	63-67
3-16-95	H	W	69-61
11-24-13	N	W	73-65
Totals			205-193

Georgia Southern (NU leads 1-0)			
12-1-95	H	W	82-59

Georgia State (NU leads 2-0)			
1-4-73	N	W	63-54
12-11-73	H	W	78-75 (OT)
Totals			141-129

Georgia Tech (NU trails 0-1)			
12-28-83	A	L	49-66

Grambling State (NU leads 3-1)			
1-6-88	H	L	68-71 (OT)
12-2-95	H	W	96-80
12-6-97	H	W	85-48
12-21-10	H	W	79-39
Totals			328-238

Great Lakes (NU trails 0-1)			
1-24-42	H	L	40-50

Greeley HS (NU leads 1-0)			
2-6-1903	A	W	25-15

Grinnell (NU leads 17-7)			
2-23-07	A	L	21-27
3-7-08	A	L	14-37
1916-17		L	9-22
1-23-19	A	W	24-14
1-24-19	A	L	15-16
3-12-19	H	W	27-15
3-13-19	H	L	21-22
1-14-21	H	W	31-10
1-15-21	H	W	28-15
2-11-21	A	W	31-16
2-12-21	A	W	29-22
1-14-22	H	W	27-17
2-7-22	A	W	28-25

1-27-23	A	W	20-13
1922-23	H	L	17-32
1923-24	A	W	32-19
1923-24	H	W	32-18
2-9-25	H	W	35-27
3-3-25	A	L	21-36
1-16-26	H	W	24-14
1-30-26	A	W	39-18
1926-27	H	W	30-22
2-10-28	A	W	35-22
2-28-28	H	W	35-16
Totals			625-495

Hamline (NU leads 2-0)			
1-7-15	A	W	20-9
1916-17		W	15-8
Totals			35-17

Harvard (NU leads 3-0)			
12-30-48	N	W	56-54
1-3-53	H	W	92-53
12-1-89	H	W	117-79
Totals			265-186

Haskell (NU trails 0-2)			
2-28-1902	A	L	29-79
1-17-1903	A	L	18-25
Totals			47-104

Hastings (NU leads 1-0)			
1-13-20	A	W	47-9

Hawaii (NU trails 2-7)			
12-11-67	A	L	74-82
12-13-67	A	L	72-86
12-2-76	A	W	64-59
12-3-76	A	W	60-59
12-29-79	N	L	55-67
12-29-97	A	L	62-87
3-22-04	A	L	83-84
12-22-06	N	L	72-81
12-22-14	A	L	58-66
Totals			600-671

Hawaii-Hilo (NU trails 0-1)			
12-1-76	A	L	66-71

Highland Park (NU trails 1-2)			
1903-04		L	Score NA
1904-05		L	34-39
1-23-1908	H	W	51-23
Totals			85-62

Hillyard's (NU trails 0-1)			
1926-27	A	L	20-36

Hofstra (Series tied 1-1)			
3-16-06	A	L	62-73
11-21-10	N	W	62-47
Totals			124-120

Houston (NU trails 1-3)			
12-3-62	A	L	61-68
12-14-63	H	L	58-64
12-12-69	A	L	82-112
12-23-06	N	W	70-57
Totals			271-301

Hudson College (NU leads 1-0)			
2-18-1907	A	W	26-25

Idaho (NU trails 3-4)			
12-23-49	H	W	66-45
12-17-71	H	W	90-49
1-2-80	A	L	55-64
11-29-80	H	L	53-64
12-5-88	A	L	68-83
12-11-89	H	L	72-79
12-28-90	H	W	85-65
Totals			489-449

Idaho State (NU leads 1-0)			
12-3-94	H	W	98-72



SERIES RESULTS VS. NON-CONFERENCE OPPONENTS

Illinois Wesleyan (NU leads 1-0)

1-4-21 A W 32-21

Incarnate Word (NU trails 0-1)

12-10-14 H L 73-74

Independence (NU leads 1-0)

2-22-1906 A W 41-16

Iona (NU leads 2-0)

3-21-83 H W 85-73

12-20-00 N W 81-80

Totals 166-153

Iowa State (NU leads 131-103)

1-15-09 H W 42-20

1-16-09 H W 40-21

2-8-09 A L 16-22

2-9-09 A W 31-17

1-21-10 H W 24-21

1-22-10 H W 29-26

2-11-10 A L 23-34

2-12-10 A L 17-18

1-20-11 H W 41-20

1-21-11 H L 31-33

2-6-11 A L 27-31

2-7-11 A W 22-19

2-2-12 H W 33-12

2-3-12 H W 40-14

2-23-12 A W 31-21

2-24-12 A W 31-12

2-21-13 A W 29-12

2-22-13 A W 16-10

2-28-13 H W 28-8

3-1-13 H W 24-12

2-20-14 A W 15-9

2-21-14 A W 16-3

2-27-14 H W 24-16

2-28-14 H W 41-13

1-15-15 H W 32-15

1-16-15 H W 25-12

2-12-15 A W 24-12

2-13-15 A L 11-25

2-4-16 H W 35-21

2-5-16 H W 31-14

2-25-16 A W 23-14

2-26-16 A W 29-17

2-22-17 A L 7-19

2-23-17 A L 17-24

3-9-17 H L 22-24

3-10-17 H W 24-21

2-9-21 A L 30-38

2-10-21 A W 32-23

3-4-21 H W 33-16

3-5-21 H W 37-11

1-9-22 A W 21-14

2-4-22 H L 7-26

1-26-23 A W 21-15

2-3-23 H L 17-21

2-27-24 A W 18-16

3-3-24 H W 27-14

2-24-25 H W 37-17

3-4-25 A W 28-13

1-23-26 H W 18-13

2-1-26 A W 27-12

1-29-27 H W 35-19

3-3-27 A L 24-26

1-28-28 H W 37-26

2-9-28 A W 32-26

2-2-29 H W 45-39

2-22-29 A L 33-27

1-22-30 A W 32-22

2-22-30 H W 52-50

1-31-31 H W 31-19

2-16-31 A L 28-42

1-8-32 A W 28-24

2-1-32 H L 32-33

1-30-33 H L 25-30 (OT)

2-28-33 A W 43-16

1-5-34 A W 37-31 (OT)

2-24-34 H W 26-21

1-12-35 H W 32-31

2-23-35 A L 14-22

1-25-36 A L 40-41 (OT)

2-15-36 H W 49-20

1-16-37 H W 45-33

3-3-37 A W 48-31

1-29-38 A W 35-32

2-14-38 H W 50-23

1-30-39 H W 51-44

2-27-39 A L 28-41

1-8-40 H W 44-28

2-17-40 A L 33-40

1-25-41 A W 38-35

2-1-41 H W 41-36

1-31-42 A L 33-39

2-7-42 H W 39-31

1-18-43 A L 38-50

2-27-43 H W 51-36

1-8-44 H L 24-56

2-14-44 A L 35-58

1-8-45 H L 38-50

2-19-45 A L 45-47

1-14-46 A L 39-57

2-8-46 H L 45-57

12-13-46 *N W 54-51

1-20-47 A L 44-61

2-10-47 H L 54-56

1-6-48 A L 44-55

2-21-48 H W 62-57

1-15-49 H W 71-50

2-19-49 A W 44-41

12-30-49 *N W 85-67 (OT)

1-14-50 H W 64-46

2-25-50 A W 56-54 (OT)

1-8-51 H W 51-49

2-2-51 A L 51-67

12-29-51 *N L 66-75

1-28-52 A L 72-78

2-25-52 H W 75-53

12-29-52 *N W 83-79

1-17-53 H L 60-78

3-2-53 A L 66-93

1-4-54 A W 74-60

2-27-54 H W 78-65

1-4-55 H W 76-63

2-26-55 A L 75-82

2-18-56 H L 69-71 (OT)

3-9-56 A L 74-94

12-29-56 *N L 69-89

2-16-57 A L 47-59

3-9-57 H W 67-58

12-30-57 *N L 51-61

1-18-58 H L 52-57

2-1-58 A L 63-78

1-17-59 H W 52-49

2-28-59 A L 56-59

1-4-60 A L 53-57

2-13-60 H W 69-49

1-21-61 H L 58-66

2-13-61 A L 62-68

1-20-62 A L 72-84

2-12-62 H L 66-79

12-26-62 *N L 68-82

2-4-63 A L 69-83

2-11-63 H L 54-75

1-6-64 A W 55-52

2-22-64 H W 57-55

12-30-64 *N L 62-69

1-18-65 H W 88-79

2-20-65 A W 69-65

1-4-66 A W 76-74

2-12-66 H W 81-70

2-11-67 H W 94-82

2-18-67 A W 76-65

1-5-68 A L 70-85

3-1-68 H L 92-93 (OT)

1-25-69 A L 93-99 (OT)

2-15-69 H L 74-75 (OT)

12-29-69 *N W 74-66

1-6-70 A L 70-72

3-7-70 H W 87-81

1-16-71 H W 84-62

2-9-71 A W 69-67 (OT)

2-12-72 H W 76-71

3-6-72 A L 67-76

12-27-72 *N L 64-75

1-30-73 A L 60-81

2-27-73 H L 76-82

2-5-74 H W 91-88 (3OT)

3-9-74 A L 58-76

2-8-75 H W 75-62

3-8-75 A L 69-82

2-7-76 A W 66-56

3-6-76 H W 82-66

12-29-76 *N W 75-55

1-15-77 A W 49-48

2-5-77 H W 66-51

1-14-78 H L 59-65

2-4-78 A W 62-56

1-6-79 A W 72-68

2-10-79 H L 46-48

1-9-80 A W 58-50

2-9-80 H W 69-66

1-28-81 A W 61-56

2-18-81 H W 81-61

1-23-82 H W 60-47

2-20-82 A L 61-63

1-18-83 A W 59-54

2-19-83 H W 67-66

3-8-83 **H W 94-71

1-18-84 A W 64-63

2-18-84 H L 48-69

1-30-85 A L 65-76

2-21-85 H W 74-57

1-25-86 H W 75-58

2-22-86 A L 73-81

3-8-86 **N L 58-75

1-20-87 A L 75-91

2-11-87 H W 66-65

1-20-88 A L 76-114

2-27-88 H L 84-85

1-31-89 A L 76-88

2-25-89 H W 77-74

1-27-90 H L 83-91

2-24-90 A L 85-101

1-12-91 H W 97-87

2-13-91 A W 65-57

2-1-92 H W 68-63

2-22-92 A W 80-70

2-3-93 A L 69-96

2-27-93 H W 91-87

1-3-94 A W 78-72

2-12-94 H W 102-96

2-11-95 A L 69-72 (OT)

3-5-95 H L 77-79

2-3-96 H L 65-75

2-10-96 A L 59-74

3-8-96 **N L 60-62

1-29-97 H L 67-77

2-22-97 A W 74-69 (OT)

1-24-98 H W 63-49

2-28-98 A W 70-62

1-30-99 A L 47-52

2-13-99 H W 59-57

1-12-00 H L 65-66

2-12-00 A L 65-87

1-20-01 H L 59-60

3-3-01 A L 73-86

1-26-02 H W 86-84 (OT)

2-16-02 A L 79-85

1-25-03 A L 61-71

3-1-03 H W 69-63

1-10-04 A L 74-89

2-28-04 H W 68-65

2-8-05 H L 60-65

2-27-05 A W 76-69

1-17-06 H L 75-88

2-15-06 A W 73-63

1-10-07 A L 62-71

2-28-07 H L 63-69



Erick Strickland was the MVP of the 1996 NIT and finished seventh on Nebraska's career scoring list with 1,586 points.



Jerry Fort earned All-Big Eight honors for three straight seasons and finished his Nebraska career with a then-school record 1,882 points.

OPPONENTS

12-30-69	*N	W	78-73	2-23-94	H	W	96-87
2-7-70	H	W	84-73	1-23-95	A	L	67-84
2-17-70	A	L	87-100	2-14-95	H	L	68-91
12-30-70	*N	L	52-72	1-28-96	H	L	73-88
2-6-71	H	L	67-81	2-19-96	A	L	71-81
3-13-71	A	L	54-59	2-1-97	A	L	77-82 (OT)
1-29-72	A	L	55-57 (OT)	3-2-97	H	L	65-85
2-19-72	H	W	99-78	1-3-98	A	L	76-96
12-29-72	*N	W	74-72	2-1-98	H	L	71-82
2-10-73	A	W	59-46	3-7-98	**N	L	59-91
2-24-73	H	W	62-59	1-27-99	H	W	84-69
12-29-73	*N	L	66-75	2-10-99	A	W	64-59
1-12-74	A	L	64-79	3-5-99	**N	L	53-77
2-26-74	H	L	46-51	1-15-00	A	L	82-97
12-28-74	*N	L	62-63	2-23-00	H	L	58-83
2-5-75	A	L	44-72	1-17-01	A	L	62-84
3-5-75	H	L	77-79 (2OT)	2-25-01	H	L	74-78
12-27-75	*N	L	66-69	1-9-02	A	L	57-96
2-4-76	H	W	57-54	2-24-02	H	L	87-88
3-3-76	A	W	62-58	1-11-03	A	L	59-92
1-26-77	H	W	60-57	2-1-03	H	L	51-81
2-19-77	A	L	66-74	2-15-04	H	W	74-55
2-26-77	**A	L	58-61	3-3-04	A	L	78-67
1-25-78	H	W	62-58	1-19-05	A	L	57-59
2-18-78	A	L	70-75	2-5-05	H	L	65-78
1-27-79	H	W	66-64 (OT)	1-21-06	A	L	54-96
2-21-79	A	L	59-66	2-8-06	H	L	48-69
1-16-80	H	W	64-57	1-29-07	H	L	56-76
2-5-80	A	W	61-56	2-17-07	A	L	39-92
1-31-81	H	W	57-54	1-12-08	H	L	58-79
2-25-81	A	L	49-75	1-26-08	A	L	49-84
1-13-82	H	W	75-55	3-14-08	**N	L	54-64
2-13-82	A	L	63-66	1-28-09	H	L	62-68
2-5-83	H	W	68-61	2-21-09	A	L	53-70
3-2-83	A	W	60-58	1-13-10	H	L	72-84
1-25-84	A	L	61-77	2-6-10	A	L	64-75
2-15-84	H	L	66-67	1-15-11	A	L	60-63
2-2-85	H	L	80-91	2-2-11	H	L	66-86
2-28-85	A	L	65-70	12-10-16	A	L	72-89
3-5-85	**N	L	69-74	Totals			12,030-13,391
1-15-86	H	L	70-81	*at Manhattan, Kan.			
2-15-86	A	L	61-79	**Phillips 66 Big Eight/Big 12			
1-22-87	A	L	65-86	Championship			
2-28-87	H	W	83-81 (OT)	Kansas City YMCA (NU leads 1-0)			
1-27-88	H	W	70-68	1-29-1906	H	W	25-24
2-16-88	A	L	48-70	Kansas City Athletic Club (NU trails 2-3)			
2-4-89	H	W	74-70	1-13-1906	H	W	33-22
3-1-89	A	L	71-80	2-23-1906	A	L	21-49
1-8-90	H	L	93-98	2-25-1906	A	W	26-25
2-17-90	A	L	67-94	1923-24	A	L	18-27
2-5-91	A	L	77-85	1-2-26	A	L	20-36
3-3-91	H	W	85-75	Totals			118-159
3-9-91	**N	W	87-83				
1-25-92	A	L	78-103				
2-19-92	H	W	81-79 (OT)				
2-7-93	H	W	68-64				
3-3-93	A	L	83-94				
2-6-94	A	L	87-94				

Kansas State (NU trails 93-127)	1-6-42	H	W	44-38	3-8-65	H	L	67-79			
1905-06	A	W	50-14	2-2-42	A	L	35-38	1-15-66	A	W	82-71
1-15-08	A	W	36-18	1-5-43	A	W	41-32	3-1-66	H	W	79-69
1-7-09	A	W	36-31	2-17-43	H	W	50-47 (OT)	12-27-66	*N	L	81-98
1-6-10	A	L	16-27	2-1-44	H	W	54-47	2-4-67	A	W	67-59
2-14-10	H	L	17-28	2-29-44	A	L	37-40	2-25-67	H	W	79-71
1-18-12	A	W	26-25	12-23-44	*N	L	46-49	12-30-67	*N	W	66-62
2-15-13	H	W	27-16	1-20-45	A	L	48-70	1-9-68	A	L	62-78
1-20-15	A	W	26-19	2-24-45	H	L	47-55	2-10-68	H	W	92-68
1-21-15	A	W	26-20	12-15-45	*N	W	62-47	1-7-69	A	L	72-95
2-11-16	H	W	21-20	1-2-46	H	W	44-37	3-1-69	H	W	88-71
2-12-16	H	W	26-25	2-28-46	A	L	49-54	1-13-70	H	L	64-71
1916-17	A	L	13-45	1-4-47	A	L	54-63	2-21-70	A	L	62-79
1916-17	A	L	10-34	2-27-47	H	W	54-50	1-9-71	A	L	69-70
1917-18	A	W	31-23	1-31-48	H	L	45-64	3-2-71	H	W	87-71
1917-18	A	L	16-26	2-27-48	A	L	49-56	2-1-72	H	W	61-60
3-8-19	H	L	32-34	12-28-48	*N	L	34-48	3-11-72	A	L	76-81 (OT)
3-9-19	A	L	21-30	1-31-49	H	W	70-48	2-3-73	H	L	55-82
2-14-22	A	W	25-24	3-1-49	A	L	28-53	3-3-73	A	L	70-97
3-3-22	H	W	21-13	1-30-50	H	W	65-63 (OT)	12-27-73	*N	L	47-68
1-6-23	A	W	21-15	3-11-50	A	L	60-63	1-22-74	H	L	65-73
1922-23	H	L	14-17	12-29-50	*N	L	53-72	3-2-74	A	W	58-54
1923-24	H	W	27-14	2-5-51	H	L	50-79	12-30-74	*N	L	63-80
1-17-24	A	L	23-26	2-26-51	A	L	48-74	1-18-75	H	W	74-61
1-9-25	A	W	23-11	12-27-51	*N	L	67-87	2-19-75	A	L	64-65
2-13-25	H	W	32-20	1-12-52	A	L	36-71	1-17-76	A	W	65-59
2-9-26	A	L	26-41	3-1-52	H	L	60-75	2-18-76	H	L	53-65
2-16-26	H	L	21-28	2-7-53	H	W	80-67	1-8-77	H	L	52-57
1926-27	A	L	23-34	3-10-53	A	L	80-108	2-9-77	A	L	62-67
1926-27	H	W	26-24	12-26-53	*N	W	78-74	12-29-77	*N	L	60-69
1-21-28	H	L	24-29	1-11-54	H	W	88-75	1-7-78	A	W	77-63
2-18-28	A	L	22-28	2-6-54	A	L	70-91	2-8-78	H	W	63-50
1-24-29	A	L	21-30	1-11-55	H	W	69-59	1-17-79	H	W	55-53
3-2-29	H	W	62-45	2-5-55	A	L	62-79	2-7-79	A	L	46-58
1-10-30	A	W	41-39	12-30-55	*N	L	51-79	2-28-79	**A	L	60-61 (2OT)
2-1-30	H	L	42-46	2-6-56	H	L	52-66	1-26-80	A	L	64-66 (2OT)
2-9-31	A	W	37-31	2-20-56	A	L	50-73	2-20-80	H	W	70-58
2-24-31	H	L	30-32	2-4-57	A	L	53-89	2-29-80	**N	L	59-60
1-18-32	A	L	20-32	2-18-57	H	L	56-81	1-14-81	H	W	59-49
2-6-32	H	W	32-26	12-28-57	*N	L	57-88	2-14-81	A	L	49-66
1-14-33	H	W	31-25	1-11-58	A	L	59-74	2-3-82	H	L	64-75
2-13-33	A	L	30-36	3-3-58	H	W	55-48	2-27-82	A	L	50-67
1-15-34	A	L	24-25	2-2-59	H	L	43-50	1-26-83	H	W	59-43
2-3-34	H	W	38-31	3-9-59	A	L	54-76	2-16-83	A	W	56-45
1-21-35	A	L	41-47	12-29-59	*N	L	63-71	2-4-84	A	W	47-46
3-2-35	H	W	28-21	2-20-60	H	W	70-60	2-28-84	H	W	63-56
2-1-36	H	W	43-30	3-5-60	A	L	74-83	3-7-84	**H	L	39-41
2-10-36	A	W	40-32	2-27-61	H	L	67-77	1-16-85	H	W	75-63
1-30-37	A	W	41-38	3-4-61	A	L	56-75	2-16-85	A	L	62-68
2-15-37	H	W	40-37	12-27-61	*N	L	48-60	2-5-86	***H	L	54-64
1-22-38	H	W	46-32	2-3-62	A	L	53-72	3-1-86	A	W	64-60
2-21-38	A	L	29-41	3-7-62	H	L	60-84	1-10-87	A	L	82-114
1-17-39	A	L	38-43	1-12-63	A	L	53-66	2-14-87	H	W	78-76
2-8-39	H	W	42-34	2-2-63	H	L	60-72	3-6-87	**N	L	45-47
1-19-40	A	L	25-32	12-26-63	*N	L	78-100	2-6-88	A	L	63-65
2-13-40	H	W	61-28	2-3-64	H	L	66-73 (OT)	3-2-88	H	L	67-77
1-7-41	H	W	33-23	2-17-64	A	L	48-50	3-11-88	*N	L	70-75
1-17-41	A	L	32-35	2-9-65	A	W	62-57	1-21-89	H	L	68-80

SERIES RESULTS VS. NON-CONFERENCE OPPONENTS

2-11-89	A	L	66-80
2-3-90	H	W	74-71
3-3-90	A	L	57-80
1-5-91	A	W	74-69
2-23-91	H	W	85-78
2-8-92	A	L	66-70
3-4-92	H	W	91-62
1-23-93	H	L	64-66
2-13-93	A	W	80-59
3-12-93	**N	L	45-47
2-9-94	A	W	76-68
2-26-94	H	W	86-77
1-12-95	H	W	78-56
3-1-95	A	L	73-75
1-31-96	A	L	68-77
3-3-96	H	W	70-66
1-15-97	H	W	87-77 (OT)
2-10-97	A	L	53-61
1-28-98	A	L	49-72
2-7-98	H	L	63-69
1-13-99	H	W	70-61
2-24-99	A	L	45-62
1-8-00	A	L	79-97
1-29-00	H	W	81-72
1-30-01	A	W	63-61
2-14-01	H	W	82-56
3-8-01	**N	L	58-62
2-9-02	H	W	99-82
3-2-02	A	L	58-67
1-22-03	A	L	53-77
2-25-03	H	W	68-61
2-4-04	A	L	61-78
2-18-04	H	L	58-63
1-8-05	H	W	95-85 (2OT)
3-5-05	A	L	53-73
1-11-06	A	W	57-42
3-1-06	H	L	64-66
1-27-07	A	L	45-61
2-13-07	H	W	74-63
2-6-08	A	L	59-74
2-20-08	H	W	71-64
1-17-09	H	W	73-51
2-28-09	A	L	72-77
2-2-10	H	L	57-76
2-17-10	A	L	87-91
2-2-11	A	L	53-69
2-23-11	H	L	57-61
Totals			11,897-12,555

* at Kansas City
 ** Phillips 66 Big Eight/Big 12
 Championship
 ***Kansas State forfeit

Kent State (NU leads 2-1)

12-5-92	H	W	85-61
12-21-00	N	W	69-68
11-24-12	H	L	60-74
Totals			214-203

Kentucky (NU trails 1-2)

12-18-40	H	W	40-39
12-16-41	A	L	27-42
12-15-72	A	L	60-85
Totals			127-166

Knox (NU leads 1-0)

2-26-20	A	W	31-24 (OT)
---------	---	---	------------

La Salle (Series tied 1-1)

12-16-66	N	L	76-99
12-18-71	H	W	75-60
Totals			151-159

Lawrence (NU leads 1-0)

1904-05	W	37-24
---------	---	-------

Lehigh (NU leads 1-0)

12-4-87	H	W	71-66
---------	---	---	-------

Lewis (NU trails 0-1)

1904-05	L	32-61
---------	---	-------

Lincoln High (NU leads 1-0)

1903-04	W	49-26
---------	---	-------

Lincoln YMCA (NU leads 10-4)

2-2-1897	H	W	11-8
2-23-1897	H	W	23-14
1-8-1898	H	L	9-15
2-1-1898	H	L	13-20
1899-00	H	W	39-7
1900-01	H	W	10-8
2-1-1902	H	W	32-30
12-18-1902	H	W	25-18
1-24-1903	H	L	24-35
2-20-1903	H	W	33-20
1903-1904	W	Score NA	
1903-1904	W	Score NA	
1903-1904	H	W	31-12
12-17-1908	H	L	16-34
Totals			266-221

Lipscomb (NU leads 2-0)

1-7-03	H	W	70-60
12-22-03	H	W	75-52
Totals			145-112

Long Beach State (NU leads 3-0)

12-6-74	N	W	67-55
1-9-95	A	W	82-71
1-6-96	H	W	69-68
Totals			218-194

Longwood (NU leads 1-0)

11-18-05	H	W	80-65
----------	---	---	-------

Louisiana State (NU trails 0-1)

12-30-88	N	L	87-90
----------	---	---	-------

Louisiana Tech (NU leads 1-0)

11-20-05	H	W	59-56
11-19-16	H	W	65-54
Totals			124-110

Louisville (NU trails 0-2)

12-30-46	A	L	53-68
12-30-79	N	L	58-65
Totals			111-133

Loyola (Ill.) (Series tied 1-1)

12-26-36	A	L	35-53
2-19-38	H	W	39-38
Totals			74-91

Loyola Marymount (NU leads 2-0)

12-12-80	N	W	67-66
12-23-80	N	W	50-42 (ot)
Totals			117-108

Lubbock Christian (NU leads 1-0)

11-21-06	H	W	65-42
----------	---	---	-------

MacMurray (NU leads 1-0)

12-15-73	H	W	76-50
----------	---	---	-------

Mankato State (NU leads 1-0)

12-22-76	H	W	64-61
----------	---	---	-------

Marquette (Series tied 4-4)

12-20-33	A	L	22-25
12-14-40	H	W	35-20
12-31-45	A	L	36-49
12-21-57	A	L	64-79
12-8-58	H	W	62-60
3-11-87	H	W	78-76
12-21-04	A	L	62-81
11-30-05	H	W	84-74
Totals			445-464

Marshall (NU trails 0-1)

3-13-67	N	L	88-119
---------	---	---	--------

Marshfield (NU leads 1-0)

2-19-1907	A	W	33-16
-----------	---	---	-------

Mary (NU leads 1-0)

11-15-17	A	W	70-38
----------	---	---	-------

Maryland-Baltimore County (Series tied 1-1)

1-17-89	H	W	86-65
12-23-08	H	L	64-66
Totals			150-131

Maryland-Eastern Shore (NU leads 3-0)

1-4-08	H	W	86-50
1-3-09	H	W	88-56
1-2-10	H	W	74-60
Totals			248-166

Memphis (NU trails 0-1)

12-22-54	A	L	79-86
----------	---	---	-------

Menasha (NU leads 1-0)

1904-05	W	37-19
---------	---	-------

Mesa (NU leads 1-0)

1-7-83	H	W	94-57
--------	---	---	-------

Massachusetts (UMass leads 1-0)

12-21-13	N	L	90-96
----------	---	---	-------

Miami (NU leads 4-2)

12-22-51	A	L	60-70
12-18-70	H	W	85-58
12-16-00	N	W	72-64
12-30-06	A	W	82-67
12-4-13	H	W	60-49
12-1-15	H	L	72-77 (ot)
Totals			431-385

Miami (Ohio) (NU leads 2-1)

12-17-62	H	W	72-69
11-27-89	A	L	71-91
12-22-90	H	W	88-73
Totals			231-233

Middle Tennessee State (NU trails 0-1)

12-8-73	N	L	65-76
---------	---	---	-------

Millikin (NU trails 0-1)

1-4-35	A	L	35-36
--------	---	---	-------

Minneapolis YMCA (NU leads 1-0)

1903-04	W	15-10
---------	---	-------

Minnesota Ag College (NU trails 0-1)

3-6-1903	A	L	4-13
----------	---	---	------

Minnesota-Duluth (NU leads 1-0)

12-3-73	H	W	77-50
---------	---	---	-------

Mississippi (NU trails 1-2)

12-17-77	H	W	80-70
12-16-78	N	L	67-70
3-24-08	A	L	75-85 (ot)
Totals			222-225

Mississippi State (NU trails 0-1)

12-30-95	N	L	66-69
----------	---	---	-------

Mississippi Valley State (NU leads 1-0)

11-14-15	H	W	97-51
----------	---	---	-------

Missouri (NU trails 93-126)

1-31-08	H	W	41-30
2-1-08	H	W	43-31
2-1-09	H	L	24-26
2-8-11	A	L	26-39
2-9-11	A	L	36-37 (OT)
2-26-11	H	W	30-23
2-27-11	H	L	20-23
2-9-17	H	L	16-18
2-10-17	H	L	7-18
2-8-18	H	L	9-22
2-9-18	H	L	8-16
2-14-19	A	W	28-26
2-15-19	A	W	21-14
1-13-22	H	L	31-46
2-24-22	A	L	16-55
1-22-23	A	L	18-33
2-24-23	A	L	22-39
1-5-24	H	W	24-18
2-8-24	A	W	31-11
2-21-25	A	W	25-20
2-27-25	H	W	24-21
2-19-26	H	L	24-26
3-5-26	A	L	22-24
1-15-27	A	W	35-23
2-14-27	H	W	27-22
12-17-27	A	L	15-36
1-7-28	H	W	36-26
1-12-29	H	L	25-30
2-25-29	A	W	39-33
1-18-30	A	L	21-27
2-15-30	H	W	34-31
1-10-31	H	W	42-32
2-7-31	A	L	20-33
1-16-32	A	L	18-30
2-26-32	H	L	28-32
1-7-33	A	L	33-37
2-25-33	H	L	31-39
1-13-34	A	L	26-36
2-9-34	H	W	34-27
1-19-35	A	L	31-32
2-4-35	H	L	21-23
1-10-36	H	W	31-26
2-8-36	A	W	43-33
1-9-37	A	W	31-22
2-19-37	H	W	50-21
1-14-38	H	L	18-27
2-12-38	A	L	30-38
1-21-39	A	L	41-54
2-18-39	H	L	36-46
1-13-40	A	L	33-46
2-3-40	H	L	40-41
1-20-41	H	W	40-29
2-15-41	A	W	38-36
1-12-42	H	W	51-45
2-28-42	A	W	41-40
1-16-43	A	W	39-36
2-20-43	H	W	56-50
2-5-44	H	L	32-36 (OT)
2-12-44	A	L	29-44
2-3-45	H	L	41-47
2-17-45	A	L	54-55 (2OT)
12-14-45	*N	L	54-63
1-18-46	A	W	44-42
2-25-46	H	W	42-39
1-18-47	A	L	41-47
2-22-47	H	L	49-60
12-18-47	*N	W	46-44
1-12-48	H	L	54-66
2-14-48	A	L	41-47
12-29-48	*N	L	50-52
2-21-49	H	W	47-46
3-7-49	A	W	52-48
2-6-50	H	W	50-41
2-20-50	A	W	55-48
12-28-50	*N	W	54-52
2-19-51	H	W	54-52
3-7-51	A	L	57-68
2-2-52	H	L	55-60
3-3-52	A	L	53-68
1-19-53	H	W	73-62
2-21-53	A	L	59-66
12-30-53	*N	L	57-72
1-18-54	H	W	80-72
3-1-54	A	L	67-82
12-27-54	*N	L	58-75
1-8-55	A	L	59-67



Fans storm the court after the Huskers defeated Minnesota in the final game at the Bob Devaney Sports Center in 2013.

OPPONENTS



SERIES RESULTS VS. NON-CONFERENCE OPPONENTS

Table of game results for Nebraska basketball, listing date, location, opponent, score, and result.

Table of game results for Nebraska basketball, listing date, location, opponent, score, and result.

Table of game results for Nebraska basketball, listing date, location, opponent, score, and result.

Table of game results for Nebraska basketball, listing date, location, opponent, score, and result.



Tony Farmer was one of six Huskers who averaged in double figures in 1990-91, when the Huskers won a school-record 26 games.

OPPONENTS

Table of game results for Nebraska basketball, listing date, location, opponent, score, and result.

Table of game results for Nebraska basketball, listing date, location, opponent, score, and result.

Table of game results for Nebraska basketball, listing date, location, opponent, score, and result.

SERIES RESULTS VS. NON-CONFERENCE OPPONENTS

Northern Iowa (NU leads 13-1)

12-11-48	H	W	63-52
12-14-49	H	W	60-54
12-19-50	H	W	63-55
12-1-51	H	W	60-44
12-1-60	H	W	78-68
12-10-62	H	W	78-59
12-7-70	H	W	95-71
12-20-73	H	W	73-55
12-29-81	A	W	53-42
12-17-83	H	W	90-64
12-31-93	H	W	70-63
12-22-94	A	W	95-88 (OT)
12-16-95	H	L	104-109
2-13-97	A	W	77-69
Totals			1,056-893

Northern Kentucky (NU leads 1-0)

11-16-14	H	W	80-61
----------	---	---	-------

Northern Michigan (NU leads 1-0)

12-15-69	H	W	92-68
----------	---	---	-------

NW Missouri State (NU leads 10-0)

12-1-48	H	W	59-39
12-7-49	H	W	58-39
12-4-50	H	W	61-39
12-11-51	H	W	59-43
1-21-55	H	W	74-54
12-1-58	H	W	85-44
12-13-76	H	W	88-53
12-20-80	H	W	79-59
1-7-84	H	W	93-67
1-5-87	H	W	105-64
Totals			761-501

Notre Dame (NU leads 5-2)

2-20-20	A	W	25-18
2-21-20	H	W	31-15
2-18-21	H	W	25-18
2-19-21	H	W	39-21
12-9-57	A	L	56-69
12-14-59	H	L	62-70
12-11-61	H	W	65-61
Totals			303-262

Ohio (NU leads 4-0)

12-19-57	H	W	61-53
12-16-61	H	W	81-64
12-3-93	H	W	94-68
12-25-14	N	W	71-58
Totals			307-243

Oklahoma (NU trails 83-104)

1-31-21	H	W	34-20
2-1-21	H	W	28-15
1-27-22	A	L	21-29
2-22-22	H	W	39-34
1922-23	H	W	25-19
1922-23	A	L	25-31
1923-24	H	W	35-21
1923-24	A	L	20-32
1-10-25	A	W	23-18
2-7-25	H	W	31-17
1926-27	A	W	37-29
1926-27	H	W	36-26
2-25-28	H	L	36-38
3-3-28	A	L	28-43
1-26-29	A	L	20-29
2-11-29	H	L	34-39
1-20-30	H	W	35-20
2-8-30	A	W	47-37
1-17-31	A	W	36-30
2-28-31	H	W	41-30
1-23-32	H	L	34-37
2-13-32	A	L	32-46
2-11-33	A	L	35-39
3-4-33	H	L	27-38
1-27-34	H	L	36-44
2-17-34	A	L	23-53
2-9-35	A	L	32-38
2-18-35	H	W	32-24
1-18-36	A	W	40-33
2-24-36	H	W	55-28

1-18-37	H	L	31-34
2-12-37	A	W	33-29
2-5-38	A	L	48-50
2-9-38	H	W	52-42
1-28-39	A	L	39-56
3-4-39	H	L	45-53
1-27-40	H	L	41-56
2-9-40	A	L	28-45
1-10-41	H	L	29-40
2-22-41	A	W	43-42
2-16-42	A	L	29-37
2-21-42	H	L	41-46
1-30-43	H	L	32-56
3-1-43	A	L	48-65
1-17-44	A	L	35-45
2-26-44	H	L	32-43
1-3-45	H	L	37-44
1-13-45	A	L	45-48
1-7-46	A	L	48-70
2-11-46	H	L	44-51
12-14-46	*N	L	52-63
1-6-47	H	W	44-41
2-17-47	A	L	49-63
12-19-47	*N	L	46-47
2-9-48	A	L	57-79
3-1-48	H	L	74-81
2-14-49	A	L	45-47
3-5-49	H	L	49-56
3-14-49	**N	W	57-56
2-13-50	A	W	57-55
3-4-50	H	L	48-64
2-12-51	A	L	49-72
3-3-51	H	W	46-44
2-9-52	H	W	67-66
2-18-52	A	L	59-65
2-16-53	A	W	59-53
2-28-53	H	L	70-78
12-29-53	*N	L	70-86
1-9-54	H	W	76-72
2-15-54	A	L	68-76
2-12-55	H	W	75-67
2-21-55	A	L	76-78
2-13-56	A	W	68-61 (OT)
3-3-56	H	W	64-63 (OT)
2-25-57	A	L	53-55
3-6-57	H	W	64-55
1-13-58	H	W	57-54
2-10-58	A	L	39-66
12-30-58	*N	W	60-43
2-9-59	A	L	48-54
3-5-59	H	L	54-65
2-8-60	A	L	54-63
2-22-60	H	L	49-50
2-6-61	A	L	58-69
2-20-61	H	W	83-61
1-10-62	H	W	57-56
3-5-62	A	W	71-69 (OT)
12-29-62	*N	W	93-86
2-18-63	A	L	77-84
3-2-63	H	L	75-77
12-28-63	*N	L	66-75
2-8-64	H	W	76-69 (2OT)
3-2-64	A	L	76-82
1-11-65	A	L	82-89
2-27-65	H	W	67-63
12-26-65	*N	W	92-79
1-22-66	H	W	86-78
2-7-66	A	W	85-81
1-9-67	A	L	87-99
1-26-67	H	W	97-78
12-28-67	*N	W	75-65
1-27-68	H	W	110-90
2-5-68	A	W	89-83
12-28-68	*N	W	70-47
2-3-69	H	W	90-83
3-8-69	A	W	70-64
1-31-70	A	W	70-60
2-23-70	H	W	79-66
2-1-71	A	L	67-79
2-22-71	H	L	56-65
12-30-71	*N	W	84-68
1-10-72	H	W	77-70
2-7-72	A	L	70-72

1-15-73	H	W	74-67
2-17-73	A	L	59-67
1-19-74	H	W	63-58
1-28-74	A	L	63-85
12-26-74	*N	W	75-64
1-22-75	A	W	68-61
2-12-75	H	L	57-65 (OT)
12-29-75	*N	W	75-53
1-21-76	H	W	68-67
2-11-76	A	L	60-65
12-30-76	*N	W	66-56
1-19-77	H	L	58-65
2-16-77	A	L	62-72
12-30-77	*N	W	75-68
1-18-78	A	W	78-64
2-15-78	H	L	68-74
12-30-78	*N	W	69-53
1-24-79	H	W	74-56
2-14-79	A	L	58-79
1-30-80	H	W	59-58
2-23-80	A	L	60-78
2-26-80	***H	W	75-68
2-4-81	A	W	71-59
2-28-81	H	W	90-63
1-27-82	A	L	48-51
2-15-82	H	W	65-51
2-2-83	H	W	60-59
2-24-83	A	L	71-84
2-8-84	H	L	67-78
3-1-84	A	L	70-79
2-6-85	A	L	74-83
3-2-85	H	L	62-65
1-29-86	A	L	60-87
2-19-86	H	W	66-64
2-4-87	H	L	66-80
2-21-87	A	L	97-133
2-9-88	H	L	77-92
3-5-88	A	L	93-113
1-9-89	H	L	81-89
3-4-89	A	L	76-103
1-31-90	A	L	64-105
2-21-90	H	L	66-88
3-9-90	***N	L	65-78
1-26-91	A	W	111-99
2-16-91	H	W	105-93
3-8-91	***N	W	117-113 (OT)
1-28-92	H	L	76-79
3-7-92	A	L	97-106
3-13-92	***N	L	85-107
1-14-93	A	L	89-102
3-7-93	H	W	94-83
1-29-94	H	L	76-79
2-14-94	A	L	111-115 (OT)
3-11-94	***N	W	105-88
1-28-95	A	L	72-82
2-5-95	H	W	71-59
1-13-96	A	L	100-117 (3OT)
2-25-96	H	L	76-80 (OT)
1-25-97	A	L	77-84
1-18-98	H	W	53-43
1-20-99	A	W	96-81
2-14-00	H	L	54-62
1-27-01	A	L	66-77
1-16-02	H	L	51-78
3-4-03	A	L	51-76
2-1-04	H	L	50-52
3-11-04	***N	L	59-63
2-16-05	A	L	60-83
1-7-06	H	W	59-58
3-10-06	***N	W	69-63
1-17-07	A	L	70-53
2-27-08	H	W	63-45
1-21-09	A	L	61-72
1-30-10	H	W	63-46
2-16-11	A	W	59-48
Totals			11,394-11,767

* at Kansas City
 **Big Seven Playoff, at Kansas City
 ***Phillips 66 Big Eight/Big 12
 Championship



Jason Dourisseau was a two-year starter for the Huskers and helped the Huskers to a pair of NIT appearances during his career.



Walter Pitchford helped the Huskers to 19 wins and a berth in the 2014 NCAA Tournament, the school's first since 1998.

OPPONENTS

N 2017-18 NEBRASKA BASKETBALL

SERIES RESULTS VS. NON-CONFERENCE OPPONENTS



Andre Almeida was the first Husker basketball player from Brazil and helped NU to a berth in the 2011 NIT.



Bernard Day scored 802 points in his two-year career and shared the Jack Moore Award as team MVP during the 1985-86 season.



Ryan Anderson became the first Husker to score 1,000 points, grab 500 rebounds and hit 150 3-pointers in his collegiate career.

Oklahoma City (Series tied 1-1)

1-18-64	H	W	74-65
2-8-66	A	L	81-85 (OT)
Totals			155-150

Oklahoma State (NU leads 63-54)

2-5-1927	A	L	24-27
2-19-1927	H	W	35-25
2-4-28	H	L	21-32
3-5-28	A	L	43-47
2-12-36	*N	L	19-36
12-19-47	*N	L	46-47
3-16-49	*N	L	35-52
12-27-58	*N	W	55-48
1-10-59	H	W	47-44
2-7-59	A	L	39-54
2-6-60	A	L	47-52
2-27-60	H	W	54-47
12-30-60	*N	W	70-61
2-4-61	A	L	47-55
2-18-61	H	L	61-65
12-29-61	*N	W	52-51
2-5-62	H	W	57-56
3-3-62	A	L	64-65
2-16-63	A	L	41-51
2-25-63	H	W	49-48
2-10-64	H	W	54-53
2-29-64	A	L	45-81
12-29-64	*N	L	61-74
1-9-65	A	L	54-93
1-23-65	H	L	53-55
2-5-66	A	W	45-41 (OT)
2-8-66	H	W	85-64
12-29-66	*N	W	73-64
1-7-67	A	W	67-57
3-6-67	H	W	88-71
12-29-67	*N	W	48-46
2-3-68	A	W	63-62
2-19-68	H	W	82-73
1-27-69	H	L	52-76
3-6-69	A	L	63-72
2-2-70	A	L	58-81
3-2-70	H	W	61-55
12-28-70	*N	W	71-58
1-30-71	H	W	80-59
2-20-71	A	W	57-55
12-29-71	*N	W	64-56
1-8-72	H	W	73-59
1-26-72	A	W	64-63
12-30-72	*N	L	73-75
1-13-73	H	L	55-68
2-19-73	A	W	76-64
12-28-73	*N	W	69-62
1-26-74	A	L	66-79
2-23-74	H	W	71-63
1-29-75	H	W	73-58
2-26-75	A	W	59-58
12-30-75	*N	W	56-49
1-28-76	A	W	52-48
2-28-76	H	W	60-54
1-29-77	H	W	66-54
2-23-77	A	L	60-62
12-27-77	*N	W	70-58
1-28-78	H	W	63-57
2-25-78	A	W	67-56
2-28-78	**N	W	71-63
1-31-79	A	L	57-66
2-24-79	H	W	76-67
1-23-80	H	W	74-73 (OT)
2-13-80	A	L	68-83
1-17-81	A	L	70-81
2-7-81	H	W	62-54
1-20-82	A	L	50-52
2-10-82	H	W	75-63
3-2-81	**H	W	*60-49
2-9-83	A	L	63-71 (2OT)
3-5-83	H	W	77-68
2-1-84	H	W	54-52 (OT)
2-22-84	A	W	67-64
1-19-85	A	L	66-68
2-9-85	H	W	66-48
1-22-86	A	W	62-61
2-12-86	H	W	68-52

3-7-86	**N	W	82-75
2-1-87	H	W	73-66
2-25-87	A	W	79-77 (2OT)
2-4-88	H	L	56-72
2-24-88	A	L	73-90
1-14-89	A	L	69-82
2-14-89	H	W	79-77
1-20-90	A	L	71-84
2-14-90	H	L	84-103
2-2-91	H	L	68-81
2-27-91	A	L	69-80
2-5-92	H	W	85-69
2-26-92	A	L	51-72
1-16-93	A	L	73-78
2-15-93	H	L	63-73
2-19-94	A	L	80-98
3-2-94	H	W	89-81
3-13-94	**N	W	77-68
2-1-95	H	L	65-82
2-18-95	A	L	53-93
3-10-95	**N	L	48-68
1-20-96	A	W	66-57
2-17-96	H	L	57-72
2-26-97	H	W	77-68
1-7-98	A	W	67-62
2-17-99	H	L	48-60
2-19-2000	A	L	55-94
2-7-01	H	W	78-75 (OT)
1-23-02	A	L	63-70
2-12-03	H	L	70-77
2-21-04	A	L	83-87 (OT)
2-22-05	H	W	74-67
1-31-06	A	W	59-57
3-5-07	H	W	85-73
3-8-07	**N	L	39-54
3-1-08	A	L	63-77
1-24-09	H	L	74-76 (OT)
3-6-10	A	L	55-74
2-12-11	H	W	65-64
3-9-10	**N	W	53-54
Totals			7,247-6,966

*at Kansas City
**Phillips 66 Big Eight/Big 12 Championship

Old Dominion (NU leads 1-0)

12-30-96	N	W	72-66
----------	---	---	-------

Omaha Alumni (NU leads 3-0)

1-17-13	A	W	46-13
1-10-14	A	W	44-22
2-17-14	A	W	40-19
Totals			130-54

Omaha A.C. (NU leads 2-0)

1-9-20	H	W	51-10
1-10-20	H	W	26-23
Totals			77-33

Omaha Christian (NU leads 1-0)

1903-04	W	35-26
---------	---	-------

Omaha YMCA (NU leads 6-3)

1-15-1898	H	L	12-16
2-22-1898	A	W	10-9
1-20-1899	H	W	21-14
1899-00	H	W	26-14
1900-01	A	W	13-11
1900-01	H	W	20-12
1900-01	L	20-28	
1904-05	W	24-21	
1904-05	L	29-30	
Totals			175-155

Oral Roberts (NU leads 2-1)

12-22-99	H	W	80-65
11-18-00	A	L	83-87
12-8-01	H	W	61-55
Totals			223-207

Oregon (NU leads 7-6)

12-22-41	H	L	42-49
12-21-53	A	L	68-84
12-22-53	A	L	72-74
12-2-66	H	W	79-56

12-7-69	A	W	85-77
12-1-86	H	W	76-60
12-12-87	A	W	67-62
11-25-95	N	W	114-106
12-29-95	N	W	99-76
12-9-06	%A	L	56-68
12-15-07	*H	W	88-79 (ot)
11-23-11	H	L	76-83
12-15-12	A	L	38-60
Totals			960-934

*at Qwest Center Omaha; %-at Rose Garden, Portland, Ore.

Oregon State (NU trails 4-6)

12-30-40	A	L	38-61
12-28-45	H	W	48-40
12-19-53	A	L	55-83
12-19-59	A	L	60-63
12-21-59	N	L	65-67
12-7-65	H	W	75-63
12-6-69	A	L	67-79
11-30-96	H	W	75-67
12-13-08	A	L	63-64
12-12-09	H	W	50-44
Totals			596-622

Ottumwa Navy (NU leads 2-0)

12-7-46	H	W	65-45
2-1-47	A	W	72-53
Totals			137-98

Pacific (NU leads 3-1)

12-10-66	H	W	90-78
12-19-75	N	W	85-59
1-4-2000	H	W	92-68
12-29-01	A	L	52-75
Totals			319-280

Pennsylvania (NU trails 0-1)

3-17-94	N	L	80-90
---------	---	---	-------

Pentahlon (NU leads 1-0)

12-27-44	H	W	54-40
----------	---	---	-------

Pepperdine (NU leads 1-0)

12-2-89	H	W	104-100
---------	---	---	---------

Pittsburgh (NU trails 1-3)

1-4-30	A	L	27-34
12-19-30	H	L	22-23
12-11-99	H	W	69-57
12-2-00	A	L	51-52
Totals			169-166

Port Washington (NU leads 1-0)

1904-05	W	47-36
---------	---	-------

Portage Company F (NU trails 0-2)

2-20-1907	A	L	23-27
3-2-1908	A	L	16-39
Totals			39-66

Portland (NU leads 2-0)

12-17-66	N	W	71-69
12-4-93	H	W	111-85
Totals			182-154

Portland State (NU leads 1-0)

12-1-79	H	W	74-52
---------	---	---	-------

Prairie View A&M (NU leads 1-0)

12-22-15	H	W	81-50
----------	---	---	-------

Presbyterian (NU leads 1-0)

11-10-07	H	W	67-52
----------	---	---	-------

Princeton (NU leads 1-0)

12-27-57	N	W	74-64
----------	---	---	-------

Rhode Island (NU leads 2-1)

11-20-11	H	W	83-63
11-22-14	A	L	62-66 (OT)
12-13-15	H	W	70-67
Totals			215-196



SERIES RESULTS VS. NON-CONFERENCE OPPONENTS

Ripon (NU trails 0-1)

1904-05	L	28-32
---------	---	-------

Sacramento State (NU leads 4-0)

12-13-78	H	W	91-56
1-6-82	H	W	93-61
1-20-93	H	W	86-70
11-13-16	H	W	83-61
Totals			353-248

Sacred Heart (NU leads 1-0)

1-24-13	A	W	31-9
---------	---	---	------

Saint Louis (Series tied 4-4)

12-28-29	A	L	27-37
2-12-30	H	W	45-43
2-10-32	H	L	28-31
3-3-34	H	W	29-25
1-5-35	A	L	28-30
11-23-90	N	W	107-79
11-25-08	H	W	71-57
11-18-09	A	L	55-69
Totals			390-371

St. Francis (Pa.) (NU leads 1-0)

1-6-04	H	W	93-49
--------	---	---	-------

St. Mary's (Calif.) (Series tied 1-1)

12-17-46	H	L	54-58
12-10-75	H	W	68-57
Totals			122-115

St. Joseph's (Iowa) (NU leads 3-0)

1-23-13	A	W	25-11
2-5-14	A	W	48-11
1916-17	W	21-11	
Totals			94-33

St. Joseph's (Pa.) (NU leads 1-0)

3-28-96	N	W	60-56
---------	---	---	-------

St. Thomas (Minn.) (NU leads 1-0)

1916-17	W	23-8
---------	---	------

St. Thomas (Pa.) (NU leads 1-0)

12-30-36	A	W	42-41
----------	---	---	-------

Samford (NU trails 0-1)

12-20-15	H	L	58-69
----------	---	---	-------

Sam Houston State (NU leads 3-1)

1-5-89	H	W	89-70
1-6-90	H	W	99-91
11-23-91	H	W	91-42
12-15-01	H	L	70-74
Totals			349-277

San Diego State (NU trails 0-1)

12-3-71	H	L	61-63
---------	---	---	-------

San Francisco (NU leads 2-1)

12-30-86	N	W	66-60
12-27-98	A	W	62-52
12-20-99	H	L	60-64
Totals			188-176

San Jose State (NU leads 3-2)

12-29-47	A	L	38-39
12-23-71	H	W	80-63
12-17-74	H	L	66-80
12-3-88	H	W	90-76
11-16-08	H	W	63-46
Totals			337-304

Santa Clara (NU trails 1-2)

1-3-36	A	L	48-61
12-12-50	A	W	53-38
12-29-84	A	L	59-78
Totals			160-177

Savannah State (NU leads 4-0)

1-2-02	H	W	66-47
1-3-07	H	W	81-53
12-11-07	H	W	82-37
1-5-11	H	W	68-48
Totals			297-185

Shattuck (NU leads 2-0)

1904-05	W	44-22	
3-22-1906	A	W	59-23
Totals			103-45

Simpson (Series tied 1-1)

2-18-14	A	L	21-22
1916-17	W	20-13	
Totals			41-35

Sioux City YMCA (Series tied 1-1)

2-17-1902	A	W	42-24
1903-1904	L	14-49	
Totals			56-73

Sonoma State (NU leads 1-0)

1-5-81	H	W	84-49
--------	---	---	-------

South Carolina (Series tied 1-1)

1-6-76	H	W	69-68
1-3-77	A	L	49-54
Totals			118-122

South Carolina State (NU leads 2-0)

12-30-08	H	W	77-63
11-17-13	H	W	83-57
Totals			160-120

South Carolina Upstate (NU leads 1-0)

11-14-09	H	W	76-49
----------	---	---	-------

South Dakota (NU leads 32-5)

2-4-11	H	W	30-25
1-23-20	H	W	41-12
1-24-20	H	W	33-12
1-21-21	H	W	39-13
12-18-25	H	L	19-20
1-15-29	H	W	46-28
12-13-30	A	W	18-17
12-12-31	H	L	36-41
2-18-33	H	W	34-25
2-3-36	H	W	48-27
12-11-36	A	L	31-33
12-17-37	H	W	44-28
12-10-38	H	W	44-30
12-9-39	H	W	39-15
12-6-40	A	L	39-40
12-12-41	H	W	48-28
12-7-42	A	L	30-40
12-18-43	H	W	41-31
12-11-45	H	W	52-29
12-4-46	H	W	68-37
12-16-47	H	W	65-38
1-29-49	H	W	72-50
1-2-50	H	W	47-40
1-3-51	H	W	74-49
1-26-52	H	W	82-59
12-6-52	H	W	65-53
12-15-53	H	W	70-53
12-11-54	H	W	87-51
12-7-64	H	W	74-63
12-18-65	H	W	77-60
12-5-67	H	W	94-61
1-3-76	H	W	72-59
12-10-77	H	W	74-64
12-1-84	H	W	101-69
11-12-10	H	W	76-68
11-11-11	H	W	65-48
12-3-16	H	W	73-61
Totals			2,048-1,477

South Dakota State (NU leads 12-0)

12-20-28	H	W	36-25
1-14-30	H	W	29-27
2-1-46	H	W	52-50
2-4-47	H	W	53-34
2-3-48	H	W	66-56
12-3-49	H	W	61-32
12-2-57	H	W	64-52
11-30-74	H	W	87-72
11-30-79	H	W	100-83
12-7-81	H	W	70-51

12-8-05	H	W	76-67
11-26-11	H	W	76-64
Totals			770-613

South Florida (Series tied 1-1)

12-5-02	A	L	60-65
12-6-03	H	W	75-52
Totals			135-117

Southeastern Louisiana (NU leads 2-0)

1-5-10	H	W	77-59
11-22-15	H	W	92-65
Totals			169-124

Southern (NU leads 2-0)

11-11-12	H	W	66-55
12-20-16	H	W	81-76
Totals			147-131

Southern Colorado (NU leads 1-0)

11-29-84	H	W	89-67
----------	---	---	-------

Southern Illinois (NU leads 2-0)

11-26-85	H	W	85-50
12-10-86	A	W	87-85
Totals			172-135

Southern Methodist (NU leads 4-2)

12-19-51	A	L	55-61
12-7-61	H	W	63-60
12-12-70	A	L	75-80
12-11-71	H	W	84-76
12-20-74	N	W	69-67
12-22-00	N	W	72-70
Totals			418-414

Southern Miss (NU trails 0-2)

3-24-87	N	L	75-82
11-26-99	N	L	48-75
Totals			123-157

Southern Utah (NU leads 4-0)

11-30-91	A	W	106-101
1-5-93	H	W	100-85
1-5-94	H	W	89-85
12-29-09	H	W	94-61
Totals			389-332

SE Missouri State (NU leads 2-0)

1-15-83	H	W	98-46
11-27-05	H	W	69-54
Totals			167-100

SW Louisiana (NU trails 0-1)

12-29-92	N	L	80-109
----------	---	---	--------

Springfield (Mass.) (NU leads 1-0)

12-17-52	H	W	82-73
----------	---	---	-------

Stanford (NU trails 3-6)

1-3-33	H	L	17-21
1-2-35	H	L	31-34
1-4-36	A	L	39-42
1-3-39	A	L	47-56
12-20-39	H	W	48-47
12-27-40	A	L	46-57
12-27-47	A	W	51-47
12-23-61	A	L	59-72
12-20-65	H	W	71-67
Totals			409-443

Stevens Point A.C. (NU trails 0-1)

1900-01	A	L	13-38
---------	---	---	-------

Tampa (NU trails 0-1)

12-21-51	A	L	76-81
----------	---	---	-------

Temple (NU trails 0-1)

1-1-37	A	L	27-43
--------	---	---	-------

Tennessee (NU leads 3-0)

12-13-03	H	W	77-62
12-30-04	A	W	62-61
11-28-15	N	W	82-71
Totals			221-194

Tennessee-Martin (NU leads 1-0)

11-28-14	H	W	75-64
----------	---	---	-------

Tennessee Tech (NU leads 1-0)

12-14-90	H	W	113-92
----------	---	---	--------

Texas (NU trails 6-16)

12-18-64	A	L	73-77
12-14-65	H	W	75-64
3-15-78	*A	L	48-67
11-28-93	H	L	75-78
1-4-95	A	L	74-102
1-3-96	H	W	85-69
11-23-96	A	L	81-83 (OT)
2-16-97	H	W	79-67
1-21-98	A	L	91-105
1-10-99	H	L	76-89
1-25-00	A	L	55-82
1-13-01	H	W	80-67
1-19-02	A	L	66-77

N 2017-18 NEBRASKA BASKETBALL

SERIES RESULTS VS. NON-CONFERENCE OPPONENTS



Dylan Talley led the Huskers in scoring and assists en route to earning honorable-mention All-Big Ten honors in 2013.



Mikki Moore ranks second in school history with 236 blocked shots. Moore also has three of the top-eight single-season totals in school history.



Shavon Shields was a two-time All-Big Ten selection in his career and finished fifth on NU's career scoring chart.

OPPONENTS

1-5-94	H	W	92-71
1-18-95	A	W	63-60
1-17-96	H	W	87-69
12-11-96	A	W	76-64
12-30-98	A	W	81-65
12-8-00	H	L	71-82
11-24-09	H	W	70-48
Totals			937-799

USC (Series tied 5-5)

12-21-62	H	L	49-58
12-22-62	H	L	53-55
12-20-63	A	L	73-79
12-21-63	A	L	64-79
11-25-91	H	W	93-84
12-23-92	A	L	64-74
11-29-09	A	W	51-48
11-27-10	H	W	60-58
11-14-11	A	W	64-61 (2OT)
12-3-12	H	W	63-51
Totals			634-647

Utah (NU trails 1-2)

12-30-35	A	W	48-47
12-27-39	H	L	40-63
12-13-80	A	L	55-57
Totals			143-167

Utah State (NU leads 2-0)

12-7-60	H	W	65-60
3-8-78	H	W	67-66
Totals			132-126

Utah Valley State (NU leads 1-0)

2-1-05	H	W	91-57
--------	---	---	-------

UTEP (NU trails 1-0)

12-23-12	A	L	52-68
----------	---	---	-------

Valparaiso (NU leads 3-0)

2-27-20	A	W	30-17
2-28-20	A	W	35-20
11-15-11	H	W	50-48
Totals			115-85

Vanderbilt (NU trails 2-5)

12-21-55	H	L	48-66
12-22-56	A	L	54-78
12-7-73	A	L	58-82
12-23-74	H	W	81-66
12-22-75	A	W	68-57
12-30-97	N	L	69-80
11-18-10	N	L	49-59
Totals			427-488

Villanova (NU trails 0-3)

11-27-87	N	L	53-70
11-19-98	N	L	60-75
11-17-15	A	L	63-87
Totals			176-232

Virginia (NU leads 1-0)

12-27-97	N	W	80-65
----------	---	---	-------

Virginia Tech (NU trails 0-2)

11-26-94	N	L	81-87
11-27-17	N	L	53-66
Totals			134-153

Wagner (NU leads 1-0)

12-30-89	H	W	88-67
----------	---	---	-------

Wake Forest (Series tied 1-1)

12-30-89	H	L	53-55
12-27-12	A	W	79-63
Totals			132-118

Washburn (NU leads 1-0)

1-16-1908	A	W	26-25
-----------	---	---	-------

Washington (NU trails 3-6)

12-27-30	A	L	38-41
----------	---	---	-------

12-29-30	A	L	24-27
12-30-30	A	L	32-38
12-8-50	A	L	49-54
12-9-50	A	L	53-71
12-6-75	H	L	63-75
11-29-76	A	W	59-58 (OT)
3-21-87	H	W	81-76
3-12-97	H	W	67-63
Totals			466-503

Washington (Mo.) (NU leads 12-6)

1917-18	A	L	17-44
2-7-19	H	W	35-25
2-8-19	H	W	28-13
1-7-22	H	W	31-23
2-25-22	A	W	33-32
1922-23	H	L	32-34
1922-23	A	W	24-22
2-9-24	A	W	32-18
1923-24	H	W	38-17
2-20-25	A	W	24-20
3-5-25	H	L	16-36
2-20-26	H	W	26-20
3-6-26	A	L	14-22
1926-27	A	W	37-20
1926-27	H	W	41-24
12-16-27	A	L	27-28
1-9-28	H	L	19-30
1-11-49	H	W	48-45
Totals			522-473

Washington State (NU leads 6-2)

12-12-66	H	W	100-75
12-13-66	H	W	80-78
12-8-67	A	L	70-93
12-9-67	A	W	91-76
12-22-84	H	L	58-63
12-12-85	A	W	79-72
3-19-96	H	W	82-73
11-21-98	N	W	95-84
Totals			655-614

Weber State (NU leads 1-0)

11-26-96	H	W	83-66
----------	---	---	-------

Wesleyan Auto (NU trails 0-1)

3-5-14	H	L	19-31
--------	---	---	-------

West Virginia (NU trails 0-1)

1-2-30	A	L	19-45
--------	---	---	-------

Western Carolina (NU trails 0-1)

12-3-99	H	L	72-74
---------	---	---	-------

Western Illinois (NU leads 5-0)

12-21-77	H	W	73-72
12-17-94	H	W	69-62
11-19-97	H	W	86-57
12-5-01	H	W	72-53
11-12-13	H	W	62-47
Totals			362-291

Western Kentucky (NU trails 1-3)

12-31-46	A	L	56-74
3-14-86	N	L	59-67
1-6-07	H	W	82-71
12-5-07	A	L	62-69 (OT)
Totals			269-281

Western Reserve (NU leads 2-0)

12-28-36	A	W	41-35
12-21-48	A	W	83-80
Totals			124-115

Wichita State (Series tied 6-6)

12-12-55	A	L	46-71
12-3-60	H	L	63-65
12-4-61	A	L	49-79
12-10-68	H	W	94-92 (3OT)
12-6-69	A	W	81-79 (OT)
12-23-70	A	W	72-71
12-4-71	H	L	61-74

1-7-74	A	L	58-66
12-14-74	H	W	78-65
12-12-92	A	W	71-64
12-11-93	H	W	94-72
3-16-11	A	L	49-76
Totals			816-874

Winthrop (NU leads 2-0)

11-27-00	H	W	65-44
11-24-01	H	W	73-65
Totals			138-109

UW-Green Bay (NU leads 2-0)

1-2-91	A	W	70-63
12-30-91	H	W	76-68
Totals			146-131

UW-Oshkosh (NU leads 1-0)

1-4-80	H	W	96-72
--------	---	---	-------

UW-Stevens Point (NU leads 2-0)

11-30-81	H	W	74-45
1-9-85	H	W	69-62
Totals			143-107

UW-Stout (NU leads 1-0)

11-23-85	H	W	71-53
----------	---	---	-------

UW-Superior (NU trails 0-1)

12-28-31	A	L	34-36
----------	---	---	-------

Wofford (NU leads 1-0)

12-2-01	H	W	65-46
---------	---	---	-------

Wyoming (NU leads 16-10)

1-20-34	H	L	24-33
12-15-34	A	L	23-26
12-27-35	A	W	46-42
1-13-36	H	W	31-22
12-23-38	H	W	38-30
12-5-57	H	W	77-66
12-20-61	A	L	70-71
12-2-63	H	W	79-72
12-3-64	A	L	68-94
12-7-66	A	L	98-102
12-23-67	H	W	82-74
12-1-70	A	W	68-63
12-1-71	H	W	81-63
12-1-72	A	L	59-65
12-1-73	H	W	70-62
11-28-80	H	L	59-62 (OT)
11-27-81	A	L	48-62
12-18-82	H	W	68-57
12-20-83	A	W	67-64
12-10-84	H	W	79-65
11-30-85	A	W	64-53
12-20-86	H	W	62-61
12-19-87	A	L	58-87
1-23-89	H	W	71-58
1-22-90	A	L	65-95
12-20-06	N	W	73-58
Totals			1,628-1,545

Xavier (NU trails 0-2)

3-19-84	A	L	57-58
3-14-91	N	L	84-89
Totals			141-147

Yale (NU leads 1-0)

11-19-05	H	W	73-64
----------	---	---	-------

York College (NU leads 1-0)

1916-17		W	23-14
---------	--	---	-------



Brandon Ubel and the Huskers wore throwback jerseys honoring the 1949-50 Big Seven Conference championship team for their 2012 Big Ten Tournament opener against Purdue.

Opponent	First Mtg.	Last Mtg.	W-L
Abilene Christian	2015	2015	1-0
Air Force	1960	1982	4-1
Alabama	1955	1986	0-2
Alabama A&M	2005	2007	3-0
Alabama State	2008	2008	1-0
Alaska-Fairbanks	2000	2002	1-1
Alcorn State	2007	2011	3-0
Angelo State	1980	1980	1-0
Appalachian State	1993	1995	2-1
Arizona	1961	2000	2-2
Arizona State	1969	2008	3-4
Arkansas	1933	1998	2-6
Arkansas-Little Rock	1987	1987	1-0
Arkansas-Pine Bluff	2004	2015	5-0
Arkansas State	1989	2013	2-0
Arkansas Tech	1979	1979	1-0
Augustana (S.D.)	1969	1984	3-0
Baker	1905	1906	3-0
Ball State	1981	2002	1-2
Baylor	1950	2014	12-11
Bellevue	1906	1906	1-0
Bethune-Cookman	2003	2003	1-0
Bowling Green	1991	1997	2-1
Bradley	1938	1959	2-5
Brandeis (Omaha)	1917	1917	1-0
Brigham Young	1931	2009	1-4
Brooklyn	1987	1988	2-0
Brown Coll. "B" Tm.	1906	1906	1-0
Burgess-Nash	1916	1916	1-0
Butler	1930	1987	2-1
California	1938	1973	6-7
California-Davis	1978	1978	1-0
California-Irvine	1970	1987	2-2
California Santa Barbara	1979	2002	2-0
Cal State Bakersfield	1980	1980	1-0
Cal State Fullerton	1968	1968	1-0
Camp Funston	1918	1918	0-1
Canisius	1937	1985	0-1
Carleton	1932	1933	0-2
Centenary	2002	2002	1-0
Central Arkansas	2014	2014	1-0
Central City	1907	1907	1-0
Central Michigan	2011	2012	2-0
Chaminade	1988	1989	2-0
Charlotte	2008	2008	1-0
College of Charleston	1995	1995	1-0
Cheyenne Business College	1903	1903	0-1
Chicago Central	1905	1905	0-1
Chicago State	1990	2009	3-0
Cincinnati	1949	2015	1-5
The Citadel	1991	2013	4-0
Clemson	2016	2016	0-1
Colgate	1921	1999	3-1
Colorado	1903	2011	77-71
Colorado College	1903	1929	6-1
Colorado State	1947	1999	7-3
Columbia	1988	1988	1-0
Connecticut	1992	1997	0-2
Coppin State	1997	1997	1-0
Cornell (N.Y.)	1956	1983	2-0
Cotner College	1909	1917	4-1
Creighton	1923	2016	25-25
Crete	1907	1907	1-0
Davidson	2010	2010	0-1
Dayton	2016	2016	1-0
Delaware State	1995	2015	4-0
Denver	1907	2003	6-2
Denver YMCA	1903	1903	1-0
DePaul	1908	1983	1-4
Detroit	1938	1988	3-4
Doane	1899	1900	2-0
Drake	1909	1989	43-14
Duquesne	1949	1972	1-2
Eastern Illinois	1991	2001	5-0
Eastern Michigan	2003	2003	1-0
Eastern Washington	1980	2010	5-0
Emporia State	1956	1956	1-0
Evansville	1985	1986	1-1
Fairleigh Dickinson	2003	2003	1-0
Florida A&M	1994	2009	2-0
Florida Gulf Coast	2011	2012	2-0
Florida State	2014	2014	2-0
Fond du Lac	1901	1901	0-1
Fordham	1993	1993	1-0
Fort Dodge	1905	1918	5-1
Fort Dodge Co. G	1915	1915	0-1
Fort Riley	1906	1906	1-0
Fresno State	1952	1996	2-0
Furman	1988	1989	2-0
Gardner Naval Res.	1943	1943	0-2
Gardner-Webb	2016	2016	0-1
George Washington	1937	1937	0-1
Georgia	1986	2013	2-1
Georgia Southern	1996	1996	1-0
Georgia State	1973	1974	2-0
Georgia Tech	1984	1984	0-1
Grambling State	1988	2010	3-1
Great Lakes	1942	1942	0-1
Greeley H.S.	1903	1903	1-0
Grinnell	1907	1928	17-7
Hamline	1915	1917	2-0
Harvard	1949	1990	3-0
Haskell	1902	1903	0-2
Hastings	1920	1920	1-0
Hawaii	1968	2014	2-7
Hawaii-Hilo	1977	1977	0-1
Highland Park	1904	1908	1-2
Hillyard's	1927	1927	0-1
Hofstra	2006	2006	0-1
Houston	1963	2006	1-3
Hudson College	1907	1907	1-0
Idaho	1950	1990	3-4
Idaho State	1995	1995	1-0
Illinois	1921	2017	6-13
Illinois Wesleyan	1921	1921	1-0
Incarinate Word	2014	2014	0-1
Independence College	1906	1906	1-0
Indiana	1920	2016	5-12
Iona	1983	2001	2-0
Iowa	1907	2017	10-19
Iowa State	1909	2011	131-103
IPFW	2002	2008	3-0
Jackson State	2009	2010	2-0
Jacksonville State	2012	2012	1-0
Kansas	1900	2012	71-171
Kansas City YMCA	1906	1906	1-0
Kansas State	1908	2011	93-127
K.C. Athletic Club	1906	1926	2-3
Kent State	1993	2012	2-1
Kentucky	1941	1973	1-2
Knox	1920	1920	1-0
La Salle	1967	1972	1-1
Lawrence	1905	1905	1-0
Lehigh	1988	1988	1-0
Lewis	1905	1905	0-1
Lincoln High School	1904	1904	1-0
Lincoln YMCA	1897	1909	10-4
Lipscomb	2002	2003	2-0
Long Beach State	1975	1996	3-0
Longwood	2005	2005	1-0
Louisiana-Lafayette	1993	1993	0-1
Louisiana State	1989	1989	0-1
Louisiana Tech	2005	2016	2-0
Louisville	1947	1980	0-2
Loyola (Ill.)	1937	1938	1-1
Loyola Marymount	1981	2014	2-0
Lubbock Christian	2006	2006	1-0
MacMurray	1974	1974	1-0
Mankato State	1977	1977	1-0
Marquette	1934	2005	4-4
Marshall	1967	1967	0-1
Marshfield	1907	1907	1-0
Mary	2016	2016	1-0
Maryland	2015	2017	1-4

Md.-Baltimore County	1989	2008	1-1
Maryland Eastern Shore	2008	2010	3-0
Memphis	1955	1955	0-1
Menasha	1905	1905	1-0
Mesa	1983	1983	1-0
Miami	1952	2015	4-2
Miami (Ohio)	1963	1991	2-1
Michigan	1950	2017	2-14
Michigan State	1920	2017	9-14
Middle Tenn. State	1974	1974	0-1
Millikin	1935	1935	0-1
Minneapolis YMCA	1904	1904	1-0
Minnesota	1902	2017	19-53
Minnesota Ag Coll.	1903	1903	0-1
Minnesota-Duluth	1974	1974	1-0
Mississippi	1978	2008	1-2
Mississippi State	1996	1996	0-1
Mississippi Valley State	2015	2015	1-0
Missouri	1908	2011	93-126
Missouri-St. Louis	1987	1987	1-0
Missouri State	1983	1983	1-0
Missouri Southern	1978	1978	1-0
Missouri Western	1983	1983	1-0
Monmouth	2000	2000	1-0
Montana	1937	1983	3-2
Montana State	1930	2005	4-1
Morehead State	1989	1995	2-0
Morgan State	2004	2004	1-0
Morningside	1904	1920	7-0
Morrison	1908	1908	0-1
Muscatine	1908	1908	0-1
Murray State	1991	2001	0-2
NATTC	1945	1945	0-1
Navy Pre-Flight	1945	1945	0-2
Nebraska-Omaha	1988	2014	4-0
Nebraska Wesleyan	1899	1923	20-6
Nevada-Las Vegas	1979	1999	1-1
Nevada	1948	1997	3-1
New Mexico	2009	2009	0-1
New Mexico State	1976	1993	1-1
New Orleans	1998	1998	1-0
Niagara	1938	2004	2-0
Nicholls State	2012	2012	1-0
Norfolk State	2007	2007	1-0
North Carolina	1973	1973	0-1
North Carolina A&T	1999	2005	4-0
North Carolina Central	2007	2007	1-0
UNC Greensboro	1998	1999	2-0
UNC Wilmington	1998	1998	1-0
North Dakota	1934	2011	2-1
North Dakota State	1934	1934	1-0
North Texas	1973	2006	4-0
NE Missouri State	1974	1986	3-0
Northeastern Illinois	1995	1996	2-0
Northern Colorado	1948	2005	3-0
Northern Illinois	1989	2013	3-1
Northern Iowa	1949	1997	13-1
Northern Kentucky	2014	2014	1-0
Northern Michigan	1970	1970	1-0
NW Missouri State	1949	1987	10-0
Northwestern	1934	2017	7-6
Notre Dame	1920	1962	5-2
Ohio	1958	2014	4-0
Ohio State	1937	2017	4-14
Oklahoma	1921	2011	83-104
Oklahoma City	1964	1966	1-1
Oklahoma State	1927	2011	63-54
Omaha Alumni	1913	1915	3-0
Omaha Athletic Club	1920	1920	2-0
Omaha Christian	1904	1904	1-0
Omaha YMCA	1898	1905	6-3
Old Dominion	1997	1997	1-0
Oral Roberts	2000	2002	2-1
Oregon	1942	2011	7-6
Oregon State	1941	2009	4-6
Ottumwa Navy	1947	1947	2-0
Pacific	1967	2002	3-1
Pennsylvania	1994	1994	0-1
Penn State	1981	2017	7-8
Pentathlon	1945	1945	1-0
Pepperdine	1990	1990	1-0
Pittsburgh	1930	2001	1-3
Port Washington	1905	1905	1-0
Portage Co. F	1907	1908	0-2
Portland	1967	1994	2-0
Portland State	1980	1980	1-0
Presbyterian	2007	2007	1-0
Princeton	1958	1958	1-0
Purdue	1948	2017	5-13
Rhode Island	2011	2015	2-1
Ripon	1905	1905	0-1
Rutgers	2000	2017	5-3
Sacramento State	1979	2016	4-0
Sacred Heart College	1913	1913	1-0
Saint Louis	1930	2009	4-4
St. Francis (Pa.)	2004	2004	1-0
St. Mary's (Calif.)	1947	1976	1-1
St. Joseph's (Iowa)	1913	1917	3-0
St. Joseph's (Pa.)	1996	1996	1-0
St. Thomas (Minn.)	1917	1917	1-0
St. Thomas (Pa.)	1937	1937	1-0
Samford	2015	2015	0-1
Sam Houston State	1989	2002	3-1
San Diego State	1972	1972	0-1
San Francisco	1987	2000	2-1
San Jose State	1948	2008	3-2
Santa Clara	1936	1985	1-2
Savannah State	2002	2011	4-0
Shattuck	1905	1906	2-0
Simpson	1914	1917	1-1
Sioux City YMCA	1902	1904	1-1
Sonoma State	1981	1981	1-0

OPPONENTS



South Carolina	1976	19771-1
South Carolina State	2008	20132-0
South Carolina Upstate	2009	20091-0
South Dakota	1911	201632-5
South Dakota State	1930	201112-0
South Florida	2002	20031-1
Southeastern Louisiana	2010	20152-0
Southern	2012	20162-0
Southern Colorado	1985	19851-0
Southern Illinois	1986	19872-0
Southern Methodist	1952	20014-2
Southern Mississippi	1987	20000-2
Southern Utah	1992	20094-0
SE Missouri State	1983	20052-0
Springfield (Mass.)	1953	19531-0
Stanford	1933	19663-6
Stevens Point A.C.	1901	19010-1
Tampa	1952	19520-1
Temple	1937	19370-1
Tennessee	2003	20153-0
Tennessee Tech	1991	19911-0
Tennessee-Martin	2014	20141-0
Texas	1965	20116-16
Texas-Arlington	1993	19931-0
Texas A&M	1970	201112-8
TCU	1952	20117-2
Texas-Pan American	2009	20091-0
Texas-San Antonio	1994	20025-0
Texas State	1999	19991-0
Texas Southern	2004	20041-0
Texas Tech	1956	201116-10
Toledo	1991	19963-0
Topeka YMCA	1902	19021-1
Tulane	1983	20123-0
Tulsa	1998	20091-2
UAB	1979	20132-3
UCLA	1939	20162-6
UMKC	1983	200911-1
UMass	2013	20130-1
USC	1963	20125-5
Utah	1936	19811-2
Utah State	1961	19782-0
Utah Valley State	2005	20051-0
UTEP	2012	20120-1
Valparaiso	1920	20123-0
Vanderbilt	1956	20102-5
Villanova	1988	20150-3
Virginia	1998	19981-0
Virginia Tech	1995	20160-2
Wagner	1990	19901-0
Wake Forest	2011	20121-1
Washburn	1908	19081-0
Washington	1931	19973-6
Washington (Mo.)	1918	194912-6
Washington State	1967	19996-2
Weber State	1997	19971-0
Wesleyan Auto	1914	19140-1
West Virginia	1930	19300-1
Western Carolina	2000	20000-1
Western Illinois	1978	20135-0
Western Kentucky	1947	20071-3
Western Reserve	1937	19492-0
Wichita State	1956	20116-6
Winthrop	2000	20022-0
Wisconsin	1904	201712-14
UW-Green Bay	1991	19922-0
UW-Oshkosh	1980	19801-0
UW-Stevens Point	1982	19852-0
UW-Stout	1986	19861-0
UW-Superior	1932	19320-1
Wofford	2002	20021-0
Wyoming	1934	200616-10
Xavier (Ohio)	1984	19910-2
Yale	2005	20051-0
York College	1917	19171-0

NEBRASKA VS. NCAA DIVISION I CONFERENCES (2017-18 CONFERENCE ALIGNMENTS)

Conference (Number of Teams)	G	W-L	Pct.
America East (8)	2	1-1	.500
American Athletic (12)	40	17-23	.425
Atlantic Coast (15)	29	14-15	.483
Atlantic Sun (8)	5	5-0	1.000
Atlantic 10 (14)	22	11-11	.500
Big 12 (10)	1,081	481-600	.445
Big East (10)	71	32-39	.451
Big Sky (12)	39	31-8	.795
Big South (10)	5	4-1	.800
Big Ten (14)	279	92-187	.330
Big West (9)	20	11-9	.550
Colonial Athletic (10)	3	2-1	.667
Conference USA (14)	27	16-11	.593
Horizon (10)	10	6-4	.600
Ivy (8)	9	8-1	.889
Metro Atlantic Athletic (11)	7	6-1	.857
Mid-American (12)	26	20-6	.769
Mid-Eastern Athletic (13)	24	24-0	1.000
Missouri Valley (10)	88	66-22	.750
Mountain West (11)	58	38-20	.655
Northeast (10)	6	6-0	1.000
Ohio Valley (12)	14	12-2	.857
Pacific-12 (12)	242	119-123	.492
Patriot League (10)	5	4-1	.800
Southeastern (14)	272	117-155	.430
Southern (10)	11	9-2	.818
Southland (13)	11	9-2	.818
Southwestern Athletic (10)	23	22-1	.957
Summit (8)	73	65-8	.890
Sun Belt (12)	12	10-2	.833
West Coast (10)	22	13-9	.591
Western Athletic (8)	10	8-2	.800
Independents (0)	0	0-0	.000

NEBRASKA IN EXHIBITION PLAY (55-6)

Season	Opponent	Result	Score
1966-67	Swedish Nationals	W	103-78
1968-69	Athletes in Action	W	74-65
1972-73	Yugoslavian	L	80-82
1978-79	Windsor	W	113-69
1981-82	Windsor	W	94-51
1982-83	Brandon	W	96-68
1983-84	Windsor	W	117-49
1985-86	Bratislava	W	101-67
1986-87	Club Bosnia	W	90-82
1987-88	Czechoslovakia	L	66-69
1988-89	Athletes in Action (ot)	L	102-104
	Victoria All-Stars	W	109-84
1989-90	Brisbane Bullets	W	76-74
	Athletes in Action	W	104-90
1990-91	High Five America	W	128-89
	Czechoslovakia	W	92-71
1991-92	Ukraine Nationals	W	80-71
	High Five America	W	93-84
1992-93	Cuban Nationals	W	114-76
	Marathon Oil	W	126-96
1993-94	Kiev Baskets	W	122-59
	Marathon Oil	W	109-91
1994-95	USA Verich Reps	W	117-101
	Russian Red Army	W	105-83
1995-96	Spalding Americas	W	113-68
	Team Pella	W	97-75
1996-97	Pella Windows Basketball	W	82-71
	Marathon Oil	W	82-81
1997-98	Pella Windows Basketball	W	83-63
	Marathon Oil	W	87-72
1998-99	Pella Windows Basketball	W	67-61
	Next Level Sports	W	86-76
1999-2000	Calif. South All-Stars (ot)	W	107-99
	Ural Great-Russia (ot)	L	98-102
2000-01	Global Sports	L	62-74
	Sports Tours Int'l.	W	89-49
2001-02	Nebraska-Kearney	W	58-55
	Delta Jammers	W	75-57
2002-03	EA Sports	W	63-46
	Sports Tours Int'l.	W	113-76
2003-04	Alaska-Fairbanks	W	84-53
	Athletes in Action	W	78-73
2004-05	Monterrey Tech	W	89-48
	Nebraska-Kearney	W	84-71
2005-06	Nebraska-Omaha	W	70-65
	Holy Family (Pa.)	W	76-54
2006-07	Nebraska-Kearney	W	74-72
	SIU-Edwardsville	L	50-54
2007-08	Nebraska Wesleyan	W	70-50
	Wayne State	W	74-51
2008-09	Chadron State	W	85-54
2009-10	Arkansas-Fort Smith	W	86-66
	Hastings	W	71-39
2010-11	Peru State	W	75-43
	Bellevue	W	82-58
2011-12	Doane	W	75-54
2012-13	Midland	W	68-40
2013-14	Nebraska-Kearney	W	91-60
2014-15	Southwest Minnesota St.	W	83-61
2015-16	Northern State	W	95-42
2016-17	Chadron State	W	98-45

OPPONENTS

TAI WEBSTER AND JACK MCVEIGH





Front row (from left): Evan Taylor, Jason Shultis, Glynn Watson Jr., Tai Webster, Malcolm Laws and Anton Gill. Back row (from left): Nick Fuller, Jeriah Horne, Jack McVeigh, Isaiah Roby, Jordy Tshimanga, Michael Jacobson, Ed Morrow Jr. and James Palmer Jr.

2016-17 BY THE NUMBERS

.600 - Nebraska went 6-4 in games decided by four points or less in 2016-17. Three of NU's Big Ten losses (Ohio State, at Rutgers, Wisconsin) were by one point, and NU had the lead in the final 20 seconds in all three games.

.626 - The combined winning percentage of Nebraska's 2016-17 opponents, which ranked sixth nationally and led the Big Ten.

3 - Number of overtime games in 2016-17, which was one shy of Nebraska's single-season record. Nebraska's loss to Penn State in the Big Ten Tournament opener was the first time the Huskers played an overtime in the conference tournament since 1991.

7 - Nebraska's non-conference strength of schedule in 2016-17. That included seven teams that went on to postseason play.

8 - Number of different players who led the team in scoring in 2016-17. Evan Taylor became the eighth player to lead NU in scoring when he had 15 points in the Huskers' Big Ten Tournament opener against Penn State.

10 - Number of 20-point games by Huskers in 2016-17 (Webster-5; Watson-4; McVeigh-1). Entering the season, the entire returning roster combined for two, both coming from Webster in 2015-16.

13.3 - Nebraska averaged 13.3 offensive rebounds per game to rank second in the Big Ten and 18th nationally.

17.0 - Tai Webster's scoring average was the highest by a Husker senior since Eric Piatkowski averaged 21.5 ppg in 1994.

20 - Number of games NU played against teams which reached postseason play in 2016-17.

30 - Tai Webster reached double figures in 30 consecutive games, matching the longest streak by a Husker since Tyronn Lue reached double figures in 36 consecutive games spanning the 1996-97 and 1997-98 seasons.

34 - Points scored by Glynn Watson Jr. against Iowa on Jan. 5, a total which ranked 15th in school history.

124 - Tai Webster's assist total which is the most by a Husker since 2011-12 season. His 4.0 assists per game is the most by a Husker since Lance Jeter averaged 4.5 assists per game in 2010-11.

404 - Glynn Watson Jr. was the ninth Husker sophomore to score 400 points in a season.

15,427 - Average attendance for the Huskers in 2016-17, a total which ranked 11th nationally. Nebraska has been in the top 15 nationally in attendance in each of the past four years.

For the Nebraska men's basketball program, the 2016-17 season proved to be a rebuilding season. With a roster that featured one senior, the Huskers took on one of the toughest schedules in school history while trying to overcome a pair of injuries which limited the team's depth through a significant portion of Big Ten play.

The young Huskers went just 12-19, but had several defining moments during the year. Nebraska knocked off Big Ten regular-season champion and eventual Sweet 16 participant Purdue. It was one of three regular-season conference champions the Huskers knocked off in 2016-17, as Nebraska also notched wins over Dayton and South Dakota. In all, the Huskers played 20 of their 30 Division I games against teams which qualified for either the NCAA Tournament or the NIT in 2016-17, including five teams which reached the NCAA Sweet 16. NU's strength of schedule finished 10th nationally and was in the top-three throughout the entire regular season.

The 2016-17 team was led by senior Tai Webster. The 6-foot-4 guard from Auckland, New Zealand, continued his development into one of the Big Ten's best players as a senior. Webster saw his scoring average jump from 10.1 points per game as a junior to 17.0 points per game as a senior, while also averaging 5.1 rebounds and 4.0 assists per game. A second-team All-Big Ten pick by the media, Webster was one of only seven players in the country - and one of two power conference players - to average 17 points, five rebounds and four assists per game in 2016-17.

Sophomore Glynn Watson Jr. emerged as a potent scoring threat for the Huskers and gave NU one of the best scoring back courts in the Big Ten. The 6-foot guard from Bellwood, Ill., averaged 13.0 points per game while ranking third in the Big Ten with 1.6 steals per contest. Watson, whose 404 points placed him ninth on Nebraska's sophomore scoring list, showed his ability to be a prolific scorer with seven 20-point games, including a career-high 34 point outburst against Iowa. Watson also gave the Huskers a long-range threat, shooting nearly 40 percent from 3-point range after connecting on 27 percent during his freshman campaign.



The Huskers celebrate after picking up the program's first-ever win in College Park. Nebraska scored the last 13 points in a 67-65 win.

While the back court accounted for much of the Huskers' offense, the trio of Ed Morrow Jr., Michael Jacobson and Jordy Tshimanga handled the bulk of the inside play, as the Huskers ranked among the top-20 teams nationally in offensive rebounding. Morrow averaged 9.4 points per game and paced the Huskers in rebounding at 7.5 rebounds per game despite missing nearly a month with a foot injury. His best performance came in a win over Dayton, when Morrow had a career-high 19 points and 10 rebounds. Jacobson chipped in 6.0 points and 6.2 rebounds per game while tying for team-high honors in blocked shots. He also had a pair of double-doubles and eight games where he reached double figures. Tshimanga averaged 5.0 points and 4.0 rebounds in his first season in the program and the 6-foot-11 freshman showed his potential in Big Ten play, averaging 7.3 points and 6.3 rebounds per game in nine conference starts, including a season-high 15 points against Michigan State.

Sophomore Jack McVeigh found his niche as one of the best sixth men in the Big Ten, as the 6-foot-8 wing was fourth on the team at 7.5 points per game and ranked second on the squad with 47 3-pointers. Newcomer Evan Taylor became a valuable piece of the puzzle, starting 21 games and averaging 5.2 points per game, while newcomers Anton Gill, Isaiah Roby and Jeriah Horne all cracked the Huskers' 10-man rotation.

The Huskers faced some adversity at the start of Big Ten play as Gill, who had played in NU's first 12 games, suffered a season-ending knee injury three days before NU's opener at No. 16 Indiana. The Huskers responded with one of its best performances of the season, snapping the Hoosiers' 26-game home win streak with an 87-83 victory. While Webster and Watson combined for 47 points, NU got contributions throughout the lineup, including 19 points and seven rebounds from Roby and Horne.

That fortitude was evident at Maryland, when the Huskers used a furious rally to overcome a 13-point deficit in the final seven minutes in a 67-65 win. Trailing 65-60, Webster scored Nebraska's final seven points, while NU held the Terrapins scoreless over the final 6:02 to become just the second Big Ten team to win in College Park since Maryland joined the conference.

The Huskers continued its strong start with more heroics in a 93-90 double OT win over Iowa. Behind 34 points from Watson, including 7-of-8 from 3-point range, the Huskers moved to 3-0 in conference play for the first time in 41 years.



Glynn Watson Jr. scored a career-high 34 points in a double-overtime win against Iowa.

Unfortunately, a second major injury would derail the Huskers' strong conference start, as Morrow suffered a stress reaction in his foot and was sidelined for seven games. NU went just 1-6 in his absence, including consecutive one-point losses in the final second of regulation.

Nebraska showed its resolve on #AveryStrong day with an impressive 83-80 win over No. 20 Purdue to snap a five-game losing streak. McVeigh came off the bench for a career-high 21 points to lead four Huskers in double figures.

After a third heartbreaking one-point loss - this one coming at the hands of No. 7 Wisconsin - Nebraska rebounded with wins over Penn State and Ohio State. Against the Nittany Lions, NU shot 55 percent while McVeigh and Taylor had 15 points apiece to pace four Huskers in double figures. At Ohio State, NU rallied from a five-point deficit in the final 30 seconds to earn its first-ever win in Columbus. After a McVeigh 3-pointer pulled NU within two, Webster and Nick Fuller forced a jump ball to give the Huskers the ball back and a chance to win. Watson took advantage, as his 3-point play with 11.3 seconds left provided the one-point win for the Huskers.

INDIVIDUAL HONORS

TANNER BORCHARDT

- ▶ Academic All-Big Ten (2017)
- ▶ NABC Honors Court (2017)
- ▶ Nebraska Scholar-Athlete Honor Roll



ANTON GILL

- ▶ Tom Osborne Citizenship Team

NICK FULLER

- ▶ Academic All-Big Ten (2017)
- ▶ UNL Graduate (May 2017)
- ▶ Nebraska Scholar-Athlete Honor Roll
- ▶ Tom Osborne Citizenship Team



MOHAMMAD ELRADI

- ▶ Tom Osborne Citizenship Team

JERIAH HORNE

- ▶ Tom Osborne Citizenship Team

MICHAEL JACOBSON

- ▶ Academic All-Big Ten (2017)
- ▶ NABC Honors Court (2017)
- ▶ Nebraska Scholar-Athlete Honor Roll
- ▶ Tom Osborne Citizenship Team



MALCOLM LAWS

- ▶ Tom Osborne Citizenship Team

ED MORROW JR.

- ▶ Tom Osborne Citizenship Team

JACK MCVEIGH

- ▶ Tom Osborne Citizenship Team

JAMES PALMER JR.

- ▶ Tom Osborne Citizenship Team

JASON SHULTIS

- ▶ Tom Osborne Citizenship Team

EVAN TAYLOR

- ▶ Tom Osborne Citizenship Team



JORDY TSHIMANGA

- ▶ Big Ten Sportsmanship Nominee
- ▶ Nebraska Scholar-Athlete Honor Roll
- ▶ Tom Osborne Citizenship Team



GLYNN WATSON JR.

- ▶ Tom Osborne Citizenship Team

TAI WEBSTER

- ▶ Tom Osborne Citizenship Team
- ▶ Big Ten Player of the Week (1/2/17)
- ▶ 2017 Second-Team All-Big Ten (Media)
- ▶ 2017 Third-Team All-Big Ten (Coaches)
- ▶ 2017 USBWA First-Team All-District
- ▶ 2017 Second-Team All-Big Ten (Media)
- ▶ 2017 NABC Second-Team All-District
- ▶ 2016 adidas Nations Camp Counselor
- ▶ UNL Graduate (May 2017)





TAI WEBSTER
 6-4 | 195 | Guard
 Auckland, New Zealand

Career Honors

- ▶ 2016-17 Captain
- ▶ 2017 Second-Team All-Big Ten (Media)
- ▶ 2017 Third-Team All-Big Ten (Coaches)
- ▶ 2017 Jack Moore Award
- ▶ 2017 USBWA First-Team All-District
- ▶ 2017 NABC Second-Team All-District
- ▶ Big Ten Player of the Week (Jan. 2, 2017)
- ▶ New Zealand National Team (2014-present)
- ▶ 2016 adidas Nations Camp Counselor
- ▶ 2015 Barclays Center Classic All-Tournament Team
- ▶ Three-Time NU Scholar-Athlete Honor Roll
- ▶ Two-Time Tom Osborne Citizenship Team
- ▶ UNL Graduate (May 2017)

Career Highs

Points:	28	at Michigan (1/14/17)
Rebounds:	10	at Michigan State (2/23/17)
Field Goals:	12	at Michigan (1/14/17)
Field Goal Att.	23	at Northwestern (1/26/17)
3-Point FG	3	vs. South Dakota (12/3/16)
3-Point FG Att.	9	vs. Penn State (3/8/17)
Free Throws	11	vs. LA Tech (11/19/16); at Michigan State (2/23/17)
Free Throw Att.	12	four times last at Michigan State (2/23/17)
Assists	9	vs. South Dakota (12/3/16)
Steals	5	vs. Michigan (1/23/16)
Blocks	3	at Northwestern (3/6/16)
Minutes	49	vs. Iowa (1/5/17)

Career Recap

Few players may have improved over the course of a four-year career than Tai Webster did during his Nebraska playing career.

Webster, a 6-foot-4 guard from Auckland, New Zealand, played in 127 career games for the Huskers and became one of only 28 players in school history to reach 1,000 career points. During his NU career, he totaled 1,116 points, 288 assists, 421 rebounds and 133 steals, finishing fifth on NU's game played list and 25th on the all-time Husker scoring chart.

In addition to his collegiate experience, Webster has also been a member of the New Zealand Senior National Team for the past five years, including FIBA Olympic Qualifiers in 2012 and 2016 and the FIBA World Cup in 2014. In 2016, Webster helped New Zealand reach the semifinals of the FIBA Olympic Qualifier in Manila, averaging 16.3 points and 9.7 rebounds per game despite being the youngest player on New Zealand's 12-man roster.

Webster put together one of the best senior seasons in school history in 2016-17, averaging a team-high 17.0 points per game while chipping in 5.1 rebounds, 4.0 assists and 1.4 steals per game to earn second-team All-Big Ten honors. He finished fourth in the conference in scoring, fifth

in steals and eighth in assists, while topping the Huskers in both scoring and assists. Webster, who was a first-team all-district pick by the USBWA, set career highs in all four categories as a senior and became one of four players in school history to score 500 points and dish out 100 assists in a season. Webster led the Huskers in double-figure games (30), including a team-high nine 20-point games.

He played some of his best basketball against NU's toughest foes during his senior year, averaging 19.3 points, 4.8 rebounds, 4.8 assists and 1.7 steals per game in the Huskers' six games against ranked foes in 2016-17. Webster scored a career-high 28 points at Michigan and posted his first career double-double against Michigan State, recording 19 points and 10 rebounds. He earned Big Ten Player of the Week accolades after helping the Huskers to road wins at Indiana and Maryland, averaging 19.5 points, 3.5 assists, 3.0 rebounds and 3.0 steals per game, scoring NU's final seven points in rallying from a 13-point deficit in the final seven minutes.

During his junior campaign, Webster played in all 34 games and emerged as one of the best sixth men in the Big Ten, averaging 10.1 points and 4.1 rebounds per game. He earned a spot on the Barclays Center Classic all-tournament team as he averaged 19.5 points and 5.0 rebounds per game in performances against Cincinnati and Tennessee.

Webster was one of the most improved players in the Big Ten in 2015-16, as he played in all 34 games, averaging 10.1 points and 4.1 rebounds per game, doubling his previous bests in both categories. The 6-foot-4 guard also ranked fifth in the Big Ten in steals at 1.4 per game. Webster reached double figures 16 times, including a pair of 20-point efforts. He closed the season by playing some of his best basketball in the Big Ten Tournament, averaging 14.7 points, 4.7 rebounds and 2.3 steals per game to help the Huskers to the quarterfinals. He scored 12 of his 17 points in the second half against No. 18 Maryland and keyed NU's win over Rutgers with 18 points, five rebounds and four assists.

Webster scored a season-high 22 points at No. 19 Iowa, hitting 7-of-11 shots and added five rebounds in 33 minutes off the bench. He enjoyed a breakout performance at the Barclays Center Classic to earn a spot on the all-tournament team. In the opener, Webster set then career bests in points (21) and rebounds (eight) in a four-point loss to No. 24 Cincinnati. The following day, he followed up with an 18-point effort in a win over Tennessee.

Webster emerged as one of the first Huskers off the bench during his sophomore campaign, backing up All-Big Ten performers Terran Petteway and Shavon Shields. He played in 30 games, averaging 3.9 points and 1.9 rebounds per game in 18.4 minutes per game. In all, he had three games in double figures, including a pair of 13-point efforts, and led NU in assists on five occasions in 2014-15.

Webster earned a spot in the starting lineup as a freshman, making 30 starts, while averaging 3.9 points, 2.1 rebounds and a team-high 2.0 assists per game to help the Huskers win 19 games and advance to the NCAA Tournament. He reached double figures four times, and paced the squad in assists on eight occasions.

Webster graduated from Nebraska in May of 2017, and is currently playing professionally in Germany.



WEBSTER'S CAREER STATS

Year	G-GS	MP-MPG	FG-FGA	Pct.	3FG-3FGA	Pct.	FT-FTA	Pct.	O-D	Tot.-Avg.	F-DQ	A	TO	B	S	TP-Avg.
2013-14	32-30	729-22.8	34-112	.304	6-35	.171	52-84	.619	14-52	66-2.1	74-0	63	58	3	24	126-3.9
2014-15	30-4	551-18.4	39-109	.358	12-52	.231	28-38	.737	12-45	57-1.9	64-2	35	39	4	21	118-3.9
2015-16	34-18	941-27.7	126-266	.474	21-60	.350	71-96	.740	27-113	140-4.1	74-2	66	71	12	46	344-10.1
2016-17	31-31	1075-34.7	183-435	.421	40-136	.294	122-164	.744	33-125	158-5.1	74-2	124	100	4	42	528-17.0
TOTAL	127-83	3296-26.0	382-922	.414	79-283	.279	273-382	.715	86-335	421-3.3	286-6	288	268	23	133	1116-8.8

OVERALL RECORD: 12-19

##	Player	GP				TOTAL			3-PTS			REBOUNDS				PF		FO		A		TO		Blk		Stl		Pts	
		GP	GS	Min	Avg	FG	FGA	Pct	3FG	FGA	Pct	FT	FTA	Pct	Off	Def	Tot	Avg	PF	FO	A	TO	Blk	Stl	Pts	Avg			
00	Webster, Tai	31	31	1075	34.7	183	435	.421	40	136	.294	122	164	.744	33	125	158	5.1	74	2	124	100	4	42	528	17.0			
05	Watson Jr., Glynn	31	29	979	31.6	144	345	.417	48	121	.397	68	84	.810	16	77	93	3.0	91	3	81	48	4	50	404	13.0			
30	Morrow Jr., Ed	24	18	562	23.4	92	179	.514	0	0	.000	41	67	.612	77	103	180	7.5	67	2	8	47	27	8	225	9.4			
10	McVeigh, Jack	30	11	688	22.9	73	196	.372	47	139	.338	32	41	.780	14	62	76	2.5	27	0	19	21	8	16	225	7.5			
12	Jacobson, Michael	31	31	743	24.0	72	184	.391	4	23	.174	37	57	.649	89	103	192	6.2	77	0	33	28	27	23	185	6.0			
11	Taylor, Evan	31	21	755	24.4	64	155	.413	6	25	.240	27	37	.730	17	72	89	2.9	54	3	37	37	3	28	161	5.2			
32	Tshimanga, Jordy	31	9	389	12.5	57	127	.449	0	0	.000	40	64	.625	54	69	123	4.0	69	2	8	46	15	14	154	5.0			
02	Horne, Jeriah	29	0	341	11.8	47	116	.405	22	66	.333	10	15	.667	9	46	55	1.9	27	0	11	23	3	7	126	4.3			
01	Gill, Anton	12	1	208	17.3	16	59	.271	8	29	.276	5	8	.625	7	16	23	1.9	17	0	6	11	0	4	45	3.8			
15	Roby, Isaiah	30	4	457	15.2	37	94	.394	4	20	.200	16	21	.762	36	52	88	2.9	58	1	22	36	25	16	94	3.1			
23	Fuller, Nick	15	0	85	5.7	6	9	.667	0	0	.000	5	7	.714	5	12	17	1.1	15	0	4	1	0	2	17	1.1			
21	Elradi, Mohammad	2	0	3	1.5	1	1	1.000	0	0	.000	0	0	.000	0	1	1	0.5	0	0	1	0	0	0	2	1.0			
13	Laws, Malcolm	5	0	11	2.2	1	6	.167	0	1	.000	0	3	.000	0	1	1	0.2	0	0	0	0	0	1	2	0.4			
41	Borchardt, Tanner	1	0	1	1.0	0	0	.000	0	0	.000	0	0	.000	0	0	0	0.0	1	0	0	0	0	0	0	0.0			
03	Shultis, Jason	2	0	3	1.5	0	0	.000	0	0	.000	0	0	.000	1	2	3	1.5	0	0	0	0	0	0	0	0.0			
Team																													
Total		31		6300		793	1906	.416	179	560	.320	403	568	.710	411	776	1187	38.3	578	13	354	411	116	211	2168	69.9			
Opponent		31		6300		805	1800	.447	240	601	.399	414	593	.698	323	801	1124	36.3	564	-	411	422	148	193	2264	73.0			

BIG TEN RECORD: 6-12, T-12TH PLACE

##	Player	GP				TOTAL			3-PTS			REBOUNDS				PF		FO		A		TO		Blk		Stl		Pts	
		GP	GS	Min	Avg	FG	FGA	Pct	3FG	FGA	Pct	FT	FTA	Pct	Off	Def	Tot	Avg	PF	FO	A	TO	Blk	Stl	Pts	Avg			
00	Webster, Tai	18	18	639	35.5	110	268	.410	22	81	.272	70	96	.729	20	72	92	5.1	40	0	73	63	2	28	312	17.3			
05	Watson Jr., Glynn	18	17	572	31.8	83	202	.411	34	80	.425	42	54	.778	8	45	53	2.9	56	1	45	26	2	26	242	13.4			
30	Morrow Jr., Ed	11	5	241	21.9	37	78	.474	0	0	.000	19	33	.576	31	38	69	6.3	36	2	3	19	12	5	93	8.5			
10	McVeigh, Jack	17	1	377	22.2	46	111	.414	27	74	.365	19	25	.760	9	25	34	2.0	18	0	8	11	6	7	138	8.1			
12	Jacobson, Michael	18	18	439	24.4	44	105	.419	1	3	.333	23	33	.697	59	58	117	6.5	40	0	21	11	12	16	112	6.2			
11	Taylor, Evan	18	18	537	29.8	43	109	.394	4	19	.211	15	23	.652	12	55	67	3.7	41	3	26	26	2	20	105	5.8			
32	Tshimanga, Jordy	18	9	247	13.7	39	81	.481	0	0	.000	24	41	.585	31	45	76	4.2	43	2	8	33	7	7	102	5.7			
02	Horne, Jeriah	17	0	246	14.5	34	86	.395	15	47	.319	7	11	.636	8	30	38	2.2	15	0	6	17	0	6	90	5.3			
15	Roby, Isaiah	17	4	284	16.7	23	51	.451	3	9	.333	7	10	.700	23	34	57	3.4	37	1	15	26	17	12	56	3.3			
23	Fuller, Nick	12	0	75	6.3	6	7	.857	0	0	.000	5	7	.714	5	11	16	1.3	12	0	4	1	0	2	17	1.4			
21	Elradi, Mohammad	2	0	3	1.5	1	1	1.000	0	0	.000	0	0	.000	0	1	1	0.5	0	0	1	0	0	0	2	1.0			
13	Laws, Malcolm	5	0	11	2.2	1	6	.167	0	1	.000	0	3	.000	0	1	1	0.2	0	0	0	0	0	1	2	0.4			
41	Borchardt, Tanner	1	0	1	1.0	0	0	.000	0	0	.000	0	0	.000	0	0	0	0.0	1	0	0	0	0	0	0	0.0			
03	Shultis, Jason	2	0	3	1.5	0	0	.000	0	0	.000	0	0	.000	1	2	3	1.5	0	0	0	0	0	0	0	0.0			
Team																													
Total		18		3675		467	1105	.423	106	314	.338	231	336	.688	238	436	674	37.4	340	9	210	238	60	130	1271	70.6			
Opponents		18		3675		485	1057	.459	155	365	.425	251	348	.721	191	460	651	36.2	327	-	251	238	89	122	1376	76.4			

FINAL BIG TEN STANDINGS

Team	Conference		Overall		Postseason
	W-L	Pct.	W-L	Pct.	
I-Purdue	14-4	.778	27-8	.771	NCAA Sweet 16
Wisconsin	12-6	.667	27-10	.730	NCAA Sweet 16
Maryland	12-6	.667	24-9	.727	NCAA First Round
Minnesota	11-7	.611	24-10	.706	NCAA First Round
@Michigan	10-8	.556	26-12	.684	NCAA Sweet 16
Northwestern	10-8	.556	24-12	.667	NCAA Second Round
Michigan State	10-8	.556	20-15	.571	NCAA Second Round
Iowa	10-8	.556	19-15	.559	NIT Second Round
Illinois	8-10	.444	20-15	.571	NIT Quarterfinals
Ohio State	7-11	.389	17-15	.531	
Indiana	7-11	.389	18-16	.529	NIT First Round
Penn State	6-12	.333	15-18	.455	
Nebraska	6-12	.333	12-19	.387	
Rutgers	3-15	.167	15-18	.455	

I-Regular-season champion; @-Tournament champion

2016-17 NEBRASKA RECORD BY LINEUP

No.	Starting Lineup	Record
1.	Jacobson, McVeigh, Morrow, Watson, Webster	5-5
2.	Gill, Jacobson, Morrow, Taylor, Webster	0-1
3.	Jacobson, Morrow, Taylor, Watson, Webster	4-3
4.	Jacobson, Roby, Taylor, Watson, Webster	0-4
5.	Jacobson, Taylor, Tshimanga, Watson, Webster	3-5
6.	Jacobson, McVeigh, Taylor, Tshimanga, Webster	0-1

ALL-BIG TEN TEAM (COACHES)

First Team
Peter Jok, Iowa
Melo Trimble, Maryland
Nate Mason, Minnesota
Caleb Swanigan, Purdue
Ethan Happ, Wisconsin

Second Team
Malcolm Hill, Illinois
Derrick Walton Jr., Michigan
Miles Bridges, Michigan State
Bryant McIntosh, Northwestern
Bronson Koenig, Wisconsin

Third Team
Thomas Bryant, Indiana
Jordan Murphy, Minnesota
Tai Webster, Nebraska
Scottie Lindsey, Northwestern
Nigel Hayes, Wisconsin

Honorable Mention
James Blackmon Jr., Indiana; Moritz Wagner, Michigan; Nick Ward, Michigan State; Jae'Sean Tate, Ohio State; Vincent Edwards, Purdue; Isaac Haas, Purdue; Dakota Mathias, Purdue; Corey Sanders, Rutgers

CONFERENCE HONORS

Coach of the Year: Richard Pitino, Minnesota
Player of the Year: Caleb Swanigan, Purdue
Defensive Player of the Year: Reggie Lynch, Minnesota
Freshman of the Year: Miles Bridges, Michigan State
Sixth Man of the Year: Nicholas Baer, Iowa

ALL-BIG TEN TEAM (MEDIA)

First Team
Peter Jok, Iowa
Melo Trimble, Maryland
Nate Mason, Minnesota
Caleb Swanigan, Purdue
Ethan Happ, Wisconsin

Second Team
Malcolm Hill, Illinois
Derrick Walton Jr., Michigan
Miles Bridges, Michigan State
Tai Webster, Nebraska
Bryant McIntosh, Northwestern

Third Team
James Blackmon Jr., Indiana
Thomas Bryant, Indiana
Jordan Murphy, Minnesota
Vincent Edwards, Purdue
Nigel Hayes, Wisconsin
Bronson Koenig, Wisconsin

Honorable Mention:
Zak Irvin, Michigan; Moritz Wagner, Michigan; Nick Ward, Michigan State; Scottie Lindsey, Northwestern; Jae'Sean Tate, Ohio State; Trevor Thompson, Ohio State; Tony Carr, Penn State; Dakota Mathias, Purdue; Isaac Haas, Purdue; Corey Sanders, Rutgers

CONFERENCE HONORS

Coach of the Year: Richard Pitino, Minnesota
Player of the Year: Caleb Swanigan, Purdue
Freshman of the Year: Miles Bridges, Michigan State

N 2017-18 NEBRASKA BASKETBALL GAME-BY-GAME RESULTS

GAME-BY-GAME REVIEW

-----Nebraska Individual Leaders-----									
Date	Opponent	Result	Record (B1G)	Attendance	Points	Rebounds	Assists	Steals	
11/13	Sacramento State	W, 83-61	1-0 (0-0)	15,883	Watson, 23	McVeigh, 7	Watson, 6	Watson, 3	
11/15	University of Mary	W, 70-38	2-0 (0-0)	15,738	Jacobson, Webster, 10	Tshimanga, 8	McVeigh, 4	Tshimanga, 2	
11/19	Louisiana Tech	W, 65-54	3-0 (0-0)	15,824	Webster, 23	Jacobson, McVeigh, Morrow 6	Webster 4	McVeigh, Webster 2	
11/24	vs. Dayton @	W, 80-78	4-0 (0-0)	3,816	Watson, 20	Morrow, 10	Watson, Webster, 3	Watson, 5	
11/25	vs. No. 14 UCLA @	L, 71-82	4-1 (0-0)	5,153	Watson 27	Morrow, Webster, 7	Webster, 7	Webster, 2	
11/27	vs. Virginia Tech ^	L, 53-66	4-2 (0-0)	4,122	Webster, 23	Webster, 8	Watson, 3	Watson 5	
11/30	at Clemson	L, 58-60	4-3 (0-0)	6,545	Watson, 20	Morrow, 12	Watson, 4	Watson, 4	
12/3	South Dakota	W, 73-61	5-3 (0-0)	15,642	McVeigh, 16	Jacobson, 10	Webster, 9	Webster, 2	
12/7	No. 10 Creighton	L, 62-77	5-4 (0-0)	15,902	Webster, 20	Morrow, 13	Watson, 4	Webster 3	
12/10	at No. 3 Kansas	L, 72-89	5-5 (0-0)	16,300	Webster, 22	Tshimanga, 8	Webster, 5	Watson, 2	
12/18	Gardner-Webb	L, 62-70	5-6 (0-0)	14,333	Webster, 17	Morrow, 18	Webster, 4	McVeigh, 3	
12/20	Southern	W, 81-76	6-6 (0-0)	13,960	Horne, 18	Jacobson, Webster, Tshimanga 5	Webster 5	Taylor, 4	
12/28	at No. 16 Indiana*	W, 87-83	7-6 (1-0)	16,168	Watson, 26	Morrow, 10	Watson, 4	Watson, 5	
1/1	at Maryland *	W, 67-65	8-6 (2-0)	15,067	Webster, 18	Jacobson, 9	Webster, 5	Watson, Roby, 3	
1/5	Iowa *	W, 93-90 (2OT)	9-6 (3-0)	14,939	Watson, 34	Jacobson, 13	Webster, 7	Webster, 4	
1/8	Northwestern *	L, 66-74	9-7 (3-1)	15,053	Webster, 17	Jacobson, 10	Taylor, 4	Taylor, 3	
1/14	at Michigan *	L, 85-91	9-8 (3-2)	11,145	Webster, 28	Webster, 9	Webster, 3	Taylor, Roby, Watson, 2	
1/18	Ohio State *	L, 66-67	9-9 (3-3)	15,635	Webster, 18	Jacobson, Roby, Taylor, 8	Webster, Watson, 3	Taylor, 3	
1/21	at Rutgers *	L, 64-65	9-10 (3-4)	6,294	Webster, 14	Jacobson, Taylor, 6	Jacobson 4	Taylor, 4	
1/26	at Northwestern *	L, 61-73	9-11 (3-5)	7,108	Webster, 23	Jacobson, 9	Watson, 5	Webster, 3	
1/29	No. 20 Purdue *	W, 83-80	10-11 (4-5)	15,715	McVeigh, 21	Webster, 8	Webster, 6	Taylor, 2	
2/2	Michigan State *	L, 61-72	10-12 (4-6)	15,821	Webster, 18	Tshimanga, 9	Webster, 5	Watson, 3	
2/5	at Iowa *	L, 70-81	10-13 (4-7)	13,495	McVeigh, 16	Tshimanga, 8	Webster, 6	5 players, 1	
2/9	No. 9 Wisconsin *	L, 69-70 (OT)	10-14 (4-8)	15,772	Webster, 19	Morrow, 13	Webster, 5	McVeigh, Roby, 2	
2/14	Penn State *	W, 82-66	11-14 (5-8)	15,642	McVeigh, Watson 15	Tshimanga, 7	Webster, 6	Jacobson, 3	
2/18	at Ohio State *	W, 58-57	12-14 (6-8)	13,044	Webster, 17	Morrow, Jacobson, 6	Webster, 3	Jacobson, Webster, Watson, 2	
2/23	at Michigan State *	L, 72-88	12-15 (6-9)	14,797	Webster, 19	Webster, 10	Watson, Taylor, Roby	Jacobson, 2	
2/26	Illinois *	L, 57-73	12-16 (6-10)	15,680	Webster, 17	Webster, 8	Webster, 5	Webster 4	
3/2	at Minnesota *	L, 73-88	12-17 (6-11)	12,321	Watson, 14	Webster, 8	Watson, 3	Tshimanga, Webster, 2	
3/5	Michigan *	L, 57-93	12-18 (6-12)	15,293	Roby, Morrow 10	Tshimanga, Morrow, 4	Webster, 5	Horne, Roby, 2	
3/9	vs. Penn State \$	L, 67-76	12-19 (6-12)	13,523	Taylor, 15	Morrow, 10	Webster, Watson, 3	Tshimanga, 2	

* - Big Ten game; @-Wooden Legacy (Fullerton, Calif.); ^-Wooden Legacy (Anaheim, Calif.); \$-Big Ten Tournament (Washington, D.C.)

MISCELLANEOUS REVIEW

Nebraska Record When:.....	All	Home	Away
Ahead at Halftime	10-9	8-6	2-3
Behind at Halftime	2-8	0-1	2-7
Tied at Halftime	0-0	0-0	0-0
Bench Outscores Opponent's.....	8-9	6-4	2-5
Opponent Bench Outscores NU	4-8	2-3	2-5
Bench scoring is even	0-0	0-0	0-0
Shooting 50% or Better	3-1	2-0	1-1
Shooting Under 50%.....	9-16	6-7	3-9
Opp. Shoots 50% or Better.....	0-7	0-3	0-4
Opp. Shoots Under 50%	12-10	8-4	4-6
Outshooting Opponent (pct.).....	9-5	6-3	3-2
Outshot by Opponent (pct.).....	3-12	2-4	1-8
Shooting is even	0-0	0-0	0-0
Outrebounding Opponent.....	5-8	4-4	1-4
Outrebounded by Opponent.....	5-7	3-2	2-5
Rebounds are Even.....	2-2	1-1	1-1
Committing More TOs than Opp	3-4	2-3	1-1
Committing Fewer TOs than Opp	9-9	6-3	3-6
Turnovers are Even	0-4	0-1	0-3
Leading with 5:00 left.....	8-2	7-1	1-1
Trailing with 5:00 left	3-15	1-6	2-9
Tied with 5:00 left	1-0	0-0	1-0
In Overtime	1-1	1-1	0-0
Scoring 80 or more points	7-1	5-0	2-1
Scoring 61 to 79 points.....	4-13	3-6	1-7
Scoring 60 or fewer points	1-3	0-1	1-2
Allowing 80 or more points	3-6	2-0	1-6
Allowing 61 to 79 points.....	6-10	4-7	2-3
Allowing 60 or fewer points	3-1	2-0	1-1

HOME/AWAY/NEUTRAL STATISTICS

Field-Goal Percentage by Site:			
NU	H (PBA) --400-938=	42.6	A - 393-968 = 40.6
OPP	A -389-856=	45.4	H (PBA) - 416-944 = 44.1
Free-Throw Percentage by Site:			
NU	H (PBA) - 237-335=	70.7	A --166-233 = 71.2
OPP	A --251-347=	72.3	H (PBA) -163-246= 66.3
NU Average at home: 70.6 ppg (1130)			
Opp. Average at home: 70.1 ppg (1122)			
NU Average on Road/Neutral: 69.2 ppg (1038)			
Opp. Average on Road/Neutral: 76.1 ppg (1142)			

ATTENDANCE

Location	G	W-L	Total	Avg.	High
Home	16	8-8	246,832	15,427	15,902
Big Ten	9	3-6	139,550	15,506	15,821
Away	11	3-8	132,284	12,026	16,300
Big Ten	9	3-6	109,439	12,160	16,169
Neutral	4	1-3	26,713	6,678	13,523
Totals	31	12-19	405829	13,091	16,300

2017-18 NEBRASKA BASKETBALL
GAME-BY-GAME COMPARISONS 

Team	FG-FGA	Pct.	3FG-3FGA	Pct.	FT-FTA	Pct.	O-D	Reb.	PF	A	TO	B	S	Pts.	W/L
Sacramento State at Nebraska	22-25	.415	6-21	.286	11-20	.550	6-23	29	19	14	14	2	4	61	
	31-65	.477	6-11	.545	15-18	.833	12-31	43	17	13	11	3	5	83	W
Mary at Nebraska	14-50	.280	3-18	.167	7-10	.700	6-15	21	13	7	14	0	5	38	
	26-52	.500	8-23	.348	10-12	.833	12-33	45	15	16	17	7	3	70	W
Louisiana Tech at Nebraska	21-57	.368	6-24	.250	6-12	.500	12-26	38	19	10	17	6	2	54	
	19-51	.373	6-18	.333	21-24	.875	7-27	34	15	8	12	5	6	65	W
vs. Dayton Nebraska	24-63	.381	10-24	.417	20-28	.714	16-21	37	22	12	11	2	5	78	
	29-51	.569	6-16	.375	16-24	.667	6-27	33	22	11	15	5	5	80	W
vs. No. 14 UCLA Nebraska	32-62	.516	9-23	.391	9-12	.750	7-35	42	17	21	8	8	1	82	
	29-75	.387	6-24	.250	7-13	.538	17-25	42	18	11	6	2	3	71	L
vs. Virginia Tech Nebraska	21-50	.420	8-18	.444	16-22	.727	10-28	38	19	15	17	3	3	66	
	17-57	.298	4-21	.190	15-18	.833	14-23	37	20	8	14	4	9	53	L
at Clemson Nebraska	18-49	.367	7-15	.467	17-22	.773	11-23	34	10	7	17	7	8	60	
	25-63	.397	4-18	.222	4-7	.571	18-24	42	20	6	17	5	9	58	L
South Dakota at Nebraska	25-66	.379	5-16	.313	6-9	.667	12-28	40	17	12	18	1	8	61	
	25-59	.424	9-23	.391	14-16	.875	8-32	40	12	19	15	4	8	73	W
No. 10 Creighton at Nebraska	30-59	.508	5-15	.333	12-23	.522	8-35	43	22	13	13	4	5	77	
	23-71	.324	3-22	.136	13-16	.813	16-26	42	22	8	13	4	6	62	L
at No. 3 Kansas Nebraska	34-57	.596	7-15	.467	14-25	.560	9-27	36	19	14	13	12	8	89	
	27-69	.391	3-7	.429	15-18	.833	16-19	35	17	12	12	3	8	72	L
Gardner-Webb at Nebraska	25-56	.446	5-14	.357	15-25	.600	9-25	34	24	12	12	2	14	70	
	22-56	.393	3-17	.176	15-26	.577	17-28	45	21	13	20	6	4	62	L
Southern at Nebraska	30-66	.455	7-15	.467	9-11	.818	15-21	36	22	12	16	2	5	76	
	27-56	.482	7-22	.318	20-30	.667	13-21	34	15	12	13	5	8	81	W
at No. 16 Indiana Nebraska	28-65	.431	11-25	.440	16-24	.667	22-21	43	22	15	19	7	8	83	
	31-64	.484	9-18	.500	16-22	.727	16-21	37	19	12	13	7	13	87	W
at Maryland Nebraska	23-65	.354	11-25	.440	8-16	.500	17-24	41	23	11	16	6	6	65	
	24-57	.421	4-12	.333	15-23	.652	14-29	43	24	10	15	5	11	67	W
Iowa at Nebraska	34-77	.442	9-29	.310	13-17	.765	17-34	51	23	11	19	8	4	90	
	32-70	.457	10-23	.435	19-35	.543	14-28	42	18	18	14	7	14	93	W (2 OT)
Northwestern at Nebraska	25-49	.510	11-24	.458	13-14	.929	7-23	30	16	15	11	1	6	74	
	25-58	.431	6-16	.375	10-13	.769	12-18	30	13	12	9	3	6	66	L
at Michigan Nebraska	27-50	.540	11-22	.500	26-30	.867	4-19	23	15	13	10	4	5	91	
	36-64	.562	9-18	.500	4-5	.800	10-19	29	23	9	13	3	7	85	L
Ohio State at Nebraska	27-65	.415	6-18	.333	7-16	.438	15-30	45	18	9	11	4	3	67	
	25-60	.417	5-21	.238	11-20	.550	9-28	37	16	10	7	4	6	66	L
at Rutgers Nebraska	24-52	.462	3-6	.500	14-20	.600	9-30	39	13	8	13	11	6	65	
	24-69	.348	8-24	.333	8-9	.889	16-21	37	18	12	10	4	8	64	L
at Northwestern Nebraska	26-63	.413	6-15	.400	15-19	.789	12-31	43	19	15	13	6	3	73	
	23-63	.365	3-15	.200	12-19	.632	15-26	41	19	12	13	4	6	61	L
No. 20 Purdue at Nebraska	27-62	.435	14-24	.583	12-13	.923	11-24	35	21	17	13	2	8	80	
	28-65	.431	9-17	.529	18-24	.750	15-25	40	16	13	9	4	4	83	W
Michigan State at Nebraska	29-52	.558	11-17	.647	3-6	.500	5-22	27	22	14	15	4	4	72	
	20-52	.385	4-16	.250	17-22	.773	12-20	32	17	6	13	3	7	61	L
at Iowa Nebraska	27-58	.466	9-19	.474	18-23	.783	11-22	33	18	22	11	4	6	81	
	27-64	.422	3-20	.150	13-16	.813	16-25	41	24	11	14	1	5	70	L
No. 7 Wisconsin at Nebraska	23-63	.365	8-22	.364	16-24	.667	15-22	37	25	9	13	3	9	70	
	24-60	.400	6-14	.429	15-24	.625	20-30	50	22	13	22	4	8	69	L (OT)
Penn State at Nebraska	25-63	.397	4-20	.200	12-16	.750	8-21	29	14	6	8	5	8	66	
	31-56	.554	5-17	.294	15-20	.750	7-33	40	18	18	12	3	6	82	W
at Ohio State Nebraska	19-46	.413	5-17	.294	14-20	.700	6-29	35	10	10	18	1	5	57	
	23-60	.383	8-19	.421	4-9	.444	10-25	35	18	10	13	1	6	58	W
at Michigan State Nebraska	29-62	.468	4-15	.267	26-35	.743	12-30	42	21	18	9	6	7	88	
	23-59	.390	5-13	.385	21-28	.750	9-28	37	26	13	11	2	5	72	L
Illinois at Nebraska	25-52	.481	13-26	.500	10-16	.625	5-26	31	16	17	13	1	12	73	
	21-56	.375	4-15	.267	11-13	.846	11-23	34	16	10	18	0	6	57	L
at Minnesota Nebraska	33-59	.559	5-14	.357	17-25	.680	8-30	38	16	21	16	11	9	88	
	29-77	.377	6-21	.286	9-12	.750	20-23	43	28	10	16	5	6	73	L
Michigan at Nebraska	34-54	.630	14-27	.519	11-14	.786	7-22	29	16	20	10	5	12	93	
	21-51	.412	2-15	.133	13-22	.591	12-14	26	14	11	16	0	6	57	L
vs. Penn State Nebraska	24-55	.436	7-18	.389	21-26	.808	11-34	45	14	11	14	10	3	76	
	26-76	.342	8-24	.333	7-10	.700	17-24	41	24	7	8	3	7	67	L (OT)

2016-17 REVIEW

2016-17 INDIVIDUAL SUPERLATIVES

Nebraska Individual Game Highs

Points	34	Watson Jr., Glynn vs Iowa (01/05/17)
Field Goals Made	12	Webster, Tai at Michigan (01/14/17)
Field Goal Att.	23	Webster, Tai at Northwestern (01/26/17)
FG Pct (min 5 made)	.857 (6-7)	Tshimanga, Jordy vs Penn State (2/14/17)
3-Point FG Made	7	Watson Jr., Glynn vs Iowa (01/05/17)
3-Point FG Att.	10	Horne, Jeriah vs Iowa (01/05/17)
3-Pt FG Pct (min 2 made)	1.000 (2-2)	Webster, Tai at Michigan State (2/23/17)
	1.000 (2-2)	Watson Jr., Glynn vs Purdue (1/29/17)
	1.000 (2-2)	Watson Jr., Glynn vs Dayton (11/24/16)
Free Throws Made	11	Webster, Tai at Michigan State (2/23/17)
	11	Webster, Tai vs Louisiana Tech (11/19/16)
Free Throw Att.	12	Webster, Tai at Michigan State (2/23/17)
	12	Webster, Tai vs Iowa (01/05/17)
	12	Webster, Tai vs Virginia Tech (11/27/16)
	12	Webster, Tai vs Louisiana Tech (11/19/16)
FT Pct (min 3 made)	1.000 (4-4)	Eight times, last Watson Jr., Glynn and McVeigh, Jack vs Penn State (2/14/17)
Rebounds	18	Morrow Jr., Ed vs Gardner-Webb (12/18/16)
Assists	9	Webster, Tai vs South Dakota (12/03/16)
Steals	5	Watson Jr., Glynn at Indiana (12/28/16)
	5	Watson Jr., Glynn vs Virginia Tech (11/27/16)
	5	Watson Jr., Glynn vs Dayton (11/24/16)
Blocked Shots	5	Morrow Jr., Ed at Indiana (12/28/16)
Turnovers	7	Webster, Tai vs Gardner-Webb (12/18/16)
Minutes	49	Webster, Tai vs Iowa (01/05/17)

Opponent Individual Game Highs

Points	34	Jok, Peter vs Iowa (01/05/17)
Field Goals Made	12	Jok, Peter vs Iowa (01/05/17)
Field Goal Att.	24	Jok, Peter vs Iowa (01/05/17)
FG Pct (min 5 made)	1.000 (5-5)	Goins, Kenny vs Michigan State (02/02/17)
	1.000 (5-5)	Lucas, Landen at Kansas (12/10/16)
3-Point FG Made	7	Huerter, Kevin at Maryland (1/1/17)
3-Point FG Att.	11	Jok, Peter vs Iowa (01/05/17)
	11	Huerter, Kevin at Maryland (1/1/17)
3-Pt FG Pct (min 2 made)	1.000 (3-3)	Langford, Joshua vs Michigan State (02/02/17)
	1.000 (3-3)	Ellis III, Alvin vs Michigan State (02/02/17)
	1.000 (3-3)	Johnson, Nigel at Rutgers (1/21/17)
	1.000 (3-3)	Walton Jr., Derrick at Michigan (01/14/17)
	1.000 (3-3)	Miller, Sam vs Dayton (11/24/16)
	1.000 (2-2)	Stevens, Lamar vs Penn State (3/8/17)
Free Throws Made	8	Jok, Peter at Iowa (02/05/17)
Free Throw Att.	11	Hayes, Nigel vs Wisconsin (2/9/17)
	11	Bryant, Thomas at Indiana (12/28/16)
FT Pct (min 3 made)	1.000 (8-8)	Jok, Peter at Iowa (02/05/17)
Rebounds	22	Pardon, Dererk at Northwestern (01/26/17)
Assists	16	Walton Jr., Derrick vs Michigan (03/05/17)
Steals	6	Rideau, Laquincy vs Gardner-Webb (12/18/16)
Blocked Shots	8	Watkins, Mike vs Penn State (3/8/17)

MISCELLANEOUS STREAKS

Biggest margin of victory	32, Mary (11/15)
Biggest margin of defeat	36, Michigan (3/5)
Largest deficit overcome in win	13, at Maryland (1/1)
Largest halftime deficit overcome in win	6, at Ohio State (2/18)
Largest lead surrendered in loss	12, Ohio State (1/18)
Largest halftime lead surrendered in loss	8, Ohio State (1/18)
Largest lead at any time	26, Sacramento State (11/13)
Largest deficit at any time	38, Michigan (3/5)
Largest runs without opponent scoring	16, Northwestern (1st, 1:42-2nd, 19:01)
Largest opponent run without NU scoring	17, at Maryland (2nd, 11:52-8:02)

2016-17 NEBRASKA WIN/LOSS MARGIN

Category	1	2	3	4	5	6	7	8	9	10	11	12	13	14	15	16	17	18	19	20	+20
Husker Wins	0	2	2	1	1	0	0	0	0	0	1	1	0	0	0	1	0	0	0	0	2
Husker Losses	3	1	0	0	0	1	0	2	1	0	3	1	1	0	2	2	1	0	0	0	1

2016-17 TEAM SUPERLATIVES

Nebraska Team Game Highs

Points	93	Iowa (1/5/17)
Field Goals Made	36	at Michigan (1/14/17)
Field Goals Attempts	77	at Minnesota (3/2/17)
Field Goal Percentage	.569 (29-51)	vs Dayton (11/24/16)
3-Point Field Goals Made	10	Iowa (1/5/17)
3-Point Field Goal Attempts	24	Three times, last vs Penn State (3/8/17)
3-Point Field Goal Percentage	.545 (6-11)	Sacramento State (11/13/16)
Free Throw Made	21	at Michigan State (2/23/17)
Free Throw Attempt	35	Iowa (1/5/17)
Free Throw Percentage	.889 (8-9)	at Rutgers (1/21/17)
Rebounds	50	Wisconsin (2/9/17)
Assists	19	South Dakota (12/3/16)
Steals	14	Iowa (1/5/17)
Blocked Shots	7	Three times, last vs. Iowa (1/5/17)
Turnovers	22	Wisconsin (2/9/17)
Fouls	26	at Michigan State (2/23/17)

Nebraska Team Game Lows

Points	53	vs Virginia Tech (11/27/16)
Field Goals Made	17	vs Virginia Tech (11/27/16)
Field Goal Attempts	51	Three times
Field Goal Percentage	.298 (17-57)	vs Virginia Tech (11/27/16)
3-Point Field Goals Made	2	Michigan (3/5/17)
3-Point Field Goal Attempts	7	at Kansas (12/10/16)
3-Point Field Goal Percentage	.133 (2-15)	Michigan (3/5/17)
Free Throw Made	4	Three times
Free Throw Attempts	5	at Michigan (1/14/17)
Free Throw Percentage	.444 (4-9)	at Ohio State (2/18/17)
Rebounds	26	Michigan (3/5/17)
Assists	6	at Clemson (11/30/16); Michigan State (2/2/17)
Steals	3	Mary (11/15/16); vs UCLA (11/25/16)
Blocked Shots	0	Illinois (2/26/17); Michigan (3/5/17)
Turnovers	6	vs UCLA (11/25/16)
Fouls	12	South Dakota (12/3/16)

Opponent Team Game Highs

Points	93	Michigan (3/5/17)
Field Goals Made	34	Three times
Field Goal Attempts	77	Iowa (1/5/17)
Field Goal Percentage	.630 (34-54)	Michigan (3/5/17)
3-Point Field Goals Made	14	Michigan (03/05/17); Purdue (1/29/17)
3-Point Field Goal Attempts	29	Iowa (1/5/17)
3-Point Field Goal Percentage	.647 (11-17)	Michigan State (2/2/17)
Free Throw Made	26	at Michigan (01/14/17); at Michigan State (2/23/17)
Free Throw Attempts	35	at Michigan State (2/23/17)
Free Throw Percentage	.929 (13-14)	Northwestern (1/8/17)
Rebounds	51	Iowa (1/5/17)
Assists	22	at Iowa (2/5/17)
Steals	14	Gardner-Webb (12/18/16)
Blocked Shots	12	at Kansas (12/10/16)
Turnovers	19	at Indiana (12/28/16); Iowa (1/5/17)
Fouls	27	Wisconsin (2/9/17)

Opponent Team Game Lows

Points	38	Mary (11/15/16)
Field Goals Made	14	Mary (11/15/16)
Field Goal Attempts	46	at Ohio State (2/18/17)
Field Goal Percentage	.280 (14-50)	Mary (11/15/16)
3-Point Field Goals Made	3	Mary (11/15/16)
3-Point Field Goal Attempts	6	at Rutgers (1/21/17)
3-Point Field Goal Percentage	.167 (3-18)	Mary (11/15/16)
Free Throw Made	3	Michigan State (2/2/17)
Free Throw Attempts	6	Michigan State (2/2/17)
Free Throw Percentage	.167 (3-18)	Mary (11/15/16)
Rebounds	21	Mary (11/15/16)
Assists	6	Penn State (2/14/17)
Steals	1	vs UCLA (11/25/16)
Blocked Shots	0	Mary (11/15/16)
Turnovers	8	vs UCLA (11/25/16); Penn State (2/14/17)
Fouls	10	at Clemson (11/30/16); at Ohio State (2/18/17)



GAME 1 NEBRASKA 83, SACRAMENTO STATE 61

11/13/16 7:06 p.m. at Pinnacle Bank Arena (Lincoln, Neb.)

Sacramento State 61 • 0-2

#	Player	Total		3-Ptr		Rebounds			PF	TP	A	TO	Blk	Stl	Min
		FG-FGA	FT-FGA	FG-FGA	FT-FGA	Off	Def	Tot							
03	Justin STRINGS	r	4-19	2-10	2-2	0	3	3	0	12	2	1	0	1	36
44	Nick HORNSBY	r	5-8	1-2	3-6	2	8	10	4	14	0	0	1	1	35
43	Eric STUTEVILLE	c	4-6	0-0	1-2	3	3	6	2	9	0	0	0	0	22
00	Marcus GRAVES	g	2-7	0-2	0-2	0	1	3	4	7	3	0	0	1	27
14	Jeff WU	g	2-6	1-4	0-0	0	1	1	1	5	1	1	0	0	22
01	Chibueze JACOBS	g	1-1	0-0	0-0	0	0	0	3	2	0	0	0	0	5
04	Jiday UGBAJA	g	1-1	0-0	2-2	0	1	1	2	4	0	1	0	0	6
11	Trevi JACKSON	g	0-0	0-0	0-0	2	2	0	0	0	2	1	0	1	12
12	Grant DRESSLER	g	1-2	1-2	3-6	0	3	3	0	6	2	2	0	0	19
15	Matt BATTAGLIA	g	1-1	1-1	0-0	0	0	0	1	3	0	0	0	0	7
30	Joshua PATTON	g	1-2	0-0	0-0	0	1	1	3	2	0	2	1	0	9
Team						1	0	1							
Totals			22-53	6-21	11-20	6	23	29	19	61	14	14	2	4	200

FG % 1st Half: 13-27 48.1% 2nd half: 9-26 34.6% Game: 22-53 41.5% Deadball Rebounds 3
 3FG % 1st Half: 4-9 44.4% 2nd half: 2-12 16.7% Game: 6-21 28.6%
 FT % 1st Half: 3-4 75.0% 2nd half: 8-16 50.0% Game: 11-20 55.0%

Nebraska 83 • 1-0

#	Player	Total		3-Ptr		Rebounds			PF	TP	A	TO	Blk	Stl	Min
		FG-FGA	FT-FGA	FG-FGA	FT-FGA	Off	Def	Tot							
12	Jacobson, Michael	r	1-2	0-0	0-0	2	4	6	1	2	3	2	0	0	24
30	Morrow Jr., Ed	r	7-13	0-0	1-1	3	3	6	3	15	1	2	1	0	27
00	Webster, Tai	g	7-12	1-3	5-6	0	5	5	1	20	1	1	0	0	31
05	Watson Jr., Glynn	g	9-14	2-3	3-3	0	5	5	2	23	6	0	0	3	30
10	McVeigh, Jack	g	5-8	3-5	1-2	2	5	7	0	14	0	1	0	0	32
01	Gill, Anton	g	0-4	0-0	0-0	1	2	3	4	0	0	1	0	1	16
02	Horne, Jeriah	g	1-2	0-0	0-0	0	3	3	1	2	1	0	0	0	11
11	Taylor, Evan	g	1-1	0-0	3-4	0	1	1	1	5	1	0	0	0	9
15	Roby, Isaiah	g	0-2	0-0	2-2	0	1	1	2	2	0	3	0	0	10
32	Tshimanga, Jordy	g	0-7	0-0	0-0	3	1	4	2	0	0	0	0	1	10
Team						1	1	2							
Totals			31-65	6-11	15-18	12	31	43	17	83	13	11	3	5	200

FG % 1st Half: 16-39 41.0% 2nd half: 15-26 57.7% Game: 31-65 47.7% Deadball Rebounds 2
 3FG % 1st Half: 3-5 60.0% 2nd half: 3-6 50.0% Game: 6-11 54.5%
 FT % 1st Half: 1-1 100.0% 2nd half: 14-17 82.4% Game: 15-18 83.3%

Officials: Lamont Simpson, D.J. Carstensen, Rob Kuemernan
 Technical fouls: Sacramento State-TEAM, Nebraska-None.
 Attendance: 15883
 Actual Attendance: 10,083
 Technical Foul Sacramento bench 11:51 2nd Half

Score by periods	1st	2nd	Total
Sacramento State	33	28	61
Nebraska	36	47	83

Last FG - SAC 2nd-00:42, NEB 2nd-01:13.
 Largest lead - SAC None, NEB by 26 2nd-00:53.
 SAC led for 00:00, NEB led for 38:54. Game was tied for 01:06.

GAME 2 NEBRASKA 70, MARY 38

11/15/16 7:05 p.m. at Pinnacle Bank Arena (Lincoln, Neb.)

Mary 38 • 0-3

#	Player	Total		3-Ptr		Rebounds			PF	TP	A	TO	Blk	Stl	Min
		FG-FGA	FT-FGA	FG-FGA	FT-FGA	Off	Def	Tot							
10	Bryan Jefferson	r	3-10	0-3	4-6	1	0	1	3	10	1	5	0	0	29
14	Trevor Zacher	r	2-8	1-5	0-0	1	5	6	3	5	1	0	0	0	23
33	Isaac Lindquist	c	3-10	0-0	0-0	3	2	5	2	6	2	1	0	1	35
02	Damonta Henry	g	2-6	2-5	0-0	0	1	1	0	6	1	1	0	0	24
04	Pat Thomas	g	0-3	0-1	0-1	0	4	4	2	0	1	2	0	0	24
00	Jaylan White	g	1-3	0-1	0-0	0	0	0	1	2	0	0	0	0	16
01	Rickey Suggs	g	3-7	0-1	0-0	0	2	2	0	6	0	1	0	2	24
05	Erron Collins	g	0-0	0-0	3-3	0	0	0	0	3	0	2	0	0	7
13	Dominic Miller	g	0-0	0-0	0-0	0	0	0	0	0	0	0	0	0	0+
20	Luke Scott	g	0-3	0-2	0-0	0	1	1	0	0	1	0	0	0	12
24	Michael Gorder	g	0-0	0-0	0-0	0	0	0	2	0	0	0	0	0	6
Team						1	0	1							
Totals			14-50	3-18	7-10	6	15	21	13	38	7	14	0	5	200

FG % 1st Half: 7-28 25.0% 2nd half: 7-22 31.8% Game: 14-50 28.0% Deadball Rebounds 0
 3FG % 1st Half: 1-9 11.1% 2nd half: 2-9 22.2% Game: 3-18 16.7%
 FT % 1st Half: 1-2 50.0% 2nd half: 6-8 75.0% Game: 7-10 70.0%

Nebraska 70 • 2-0

#	Player	Total		3-Ptr		Rebounds			PF	TP	A	TO	Blk	Stl	Min
		FG-FGA	FT-FGA	FG-FGA	FT-FGA	Off	Def	Tot							
10	McVeigh, Jack	r	3-8	3-8	0-0	0	6	6	0	9	4	0	0	0	19
12	Jacobson, Michael	r	4-5	0-1	2-2	4	0	4	2	10	0	3	2	0	15
30	Morrow Jr., Ed	r	2-4	0-0	1-2	1	5	6	0	5	0	2	1	0	14
00	Webster, Tai	g	4-7	2-4	0-0	1	4	5	3	10	3	2	0	1	20
05	Watson Jr., Glynn	g	3-4	0-1	0-0	0	1	1	2	6	4	1	0	0	19
01	Gill, Anton	g	1-5	0-3	1-2	0	2	2	0	3	2	4	0	0	24
02	Horne, Jeriah	g	3-8	2-5	0-0	0	5	5	2	8	1	0	1	0	23
11	Taylor, Evan	g	1-2	0-0	2-2	0	4	4	0	4	0	2	1	0	22
15	Roby, Isaiah	g	3-5	1-1	0-0	0	2	2	4	7	0	0	1	2	24
32	Tshimanga, Jordy	g	2-4	0-0	4-4	4	4	8	2	8	0	3	2	0	20
Team						2	0	2							
Totals			26-52	8-23	10-12	12	33	45	15	70	16	17	7	3	200

FG % 1st Half: 13-27 48.1% 2nd half: 13-25 52.0% Game: 26-52 50.0% Deadball Rebounds 1
 3FG % 1st Half: 6-16 37.5% 2nd half: 2-7 28.6% Game: 8-23 34.8%
 FT % 1st Half: 2-4 50.0% 2nd half: 8-8 100.0% Game: 10-12 83.3%

Officials: Glenn Mayborg, Chris Beaver, Brooks Wells
 Technical fouls: Mary-None, Nebraska-None.
 Attendance: 15738
 Actual Attendance: 8,459

Score by periods	1st	2nd	Total
Mary	16	22	38
Nebraska	34	36	70

Last FG - MARY 2nd-02:46, NEB 2nd-01:02.
 Largest lead - MARY None, NEB by 32 2nd-09:01.
 MARY led for 00:00, NEB led for 39:04. Game was tied for 00:56.

GAME 3 NEBRASKA 65, LOUISIANA TECH 54

11/19/16 7:01 p.m. at Pinnacle Bank Arena (Lincoln, Neb.)

Louisiana Tech 54 • 1-2

#	Player	Total		3-Ptr		Rebounds			PF	TP	A	TO	Blk	Stl	Min
		FG-FGA	FT-FGA	FG-FGA	FT-FGA	Off	Def	Tot							
02	Mccree, Erik	r	7-15	2-6	0-0	1	7	8	2	16	0	4	0	0	36
24	Sherman, Omar	r	2-4	0-1	0-0	2	2	4	3	4	0	1	1	1	16
00	Boykins, Jacobi	g	3-11	2-8	1-2	0	4	4	3	9	0	3	0	0	35
01	Jean, Derric	g	2-8	0-1	0-2	2	3	5	3	4	3	2	1	1	30
25	Davis, Olydar	g	2-5	1-3	1-2	2	4	6	1	6	2	4	1	0	27
03	Harris, Jalen	g	3-6	0-3	0-0	0	1	1	0	6	0	1	2	0	18
04	Bracey, Daquan	g	0-5	0-1	0-0	1	4	5	3	0	5	1	0	0	17
05	White, Joniah	g	1-1	0-0	0-0	2	0	2	3	2	0	0	1	0	9
35	Powell, Oliver	g	1-2	1-1	4-6	1	0	1	1	7	0	1	0	0	12
Team						1	1	2							
Totals			21-57	6-24	6-12	12	26	38	19	54	10	17	6	2	200

FG % 1st Half: 9-25 36.0% 2nd half: 12-32 37.5% Game: 21-57 36.8% Deadball Rebounds 3
 3FG % 1st Half: 4-13 30.8% 2nd half: 2-11 18.2% Game: 6-24 25.0%
 FT % 1st Half: 4-10 40.0% 2nd half: 2-2 100.0% Game: 6-12 50.0%

Nebraska 65 • 3-0

#	Player	Total		3-Ptr		Rebounds			PF	TP	A	TO	Blk	Stl	Min
		FG-FGA	FT-FGA	FG-FGA	FT-FGA	Off	Def	Tot							
12	Jacobson, Michael	r	1-4	0-1	0-0	1	5	6	1	2	2	0	1	1	24
30	Morrow Jr., Ed	r	4-7	0-0	1-2	2	4	6	4	9	0	2	1	0	20
00	Webster, Tai	g	5-11	2-3	11-12	2	4	6	2	23	4	5	1	2	37
05	Watson Jr., Glynn	g	1-9	0-4	0-0	1	1	2	2	0	3	1	0	1	32
10	McVeigh, Jack	g	6-11	4-6	5-6	0	5	5	2	21</					

GAME 5 NO. 14 UCLA 82, NEBRASKA 71

11/25/16 9:00 PM at Titan Gym (Fullerton, Calif.)

Nebraska 71 • 4-1

#	Player	r	Total			3-Ptr			Rebounds			PF	TP	A	TO	Bk	Stl	Min
			FG-FGA	FT-FTA	FT-FTA	Off	Def	Tot	Off	Def	Tot							
10	McVeigh, Jack	r	0-8	0-5	1-2	1	1	2	1	1	0	0	0	0	0	0	27	
12	Jacobson, Michael	r	3-8	0-0	0-0	3	3	6	4	6	0	0	2	0	0	0	24	
30	Morrow Jr., Ed	r	4-6	0-0	0-1	1	6	7	1	8	0	1	0	0	0	0	25	
00	Webster, Tai	g	8-16	2-3	1-3	2	5	7	3	19	7	3	0	2	36		36	
05	Watson Jr., Glynn	g	10-18	3-7	4-4	1	2	3	4	27	3	0	0	0	0	0	36	
01	Gill, Anton	g	1-10	1-6	0-0	0	5	5	1	3	1	0	0	0	0	0	16	
02	Horne, Jeriah	g	0-1	0-1	0-0	0	0	0	1	0	0	0	0	0	0	0	7	
11	Taylor, Evan	g	0-1	0-0	0-1	0	0	0	0	0	0	0	0	0	0	0	8	
15	Roby, Isaiah	g	1-2	0-0	1-2	1	0	1	1	3	0	0	0	1	8		8	
23	Fuller, Nick	g	0-1	0-0	0-0	0	0	0	0	0	0	0	0	0	0	0	1	
32	Tshimanga, Jordy	g	2-4	0-0	0-0	5	1	6	2	4	0	1	0	0	0	0	12	
Team						3	2	5										
Totals			29-75	6-24	7-13	17	25	42	18	71	11	6	2	3	200			

FG % 1st Half: 10-35 28.6% 2nd half: 19-40 47.5% Game: 29-75 38.7%
 3FG % 1st Half: 1-8 12.5% 2nd half: 5-16 31.3% Game: 6-24 25.0%
 FT % 1st Half: 4-7 57.1% 2nd half: 3-6 50.0% Game: 7-13 53.8%

UCLA 82 • 6-0

#	Player	r	Total			3-Ptr			Rebounds			PF	TP	A	TO	Bk	Stl	Min
			FG-FGA	FT-FTA	FT-FTA	Off	Def	Tot	Off	Def	Tot							
22	Leaf, TJ	r	4-9	3-4	1-2	0	4	4	2	12	4	0	2	0	0	0	26	
40	Welsh, Thomas	c	5-8	0-0	2-2	0	11	11	1	12	2	0	1	0	0	0	28	
02	Ball, Lonzo	g	5-9	3-5	0-0	1	2	3	5	13	7	1	1	0	0	0	30	
10	Hamilton, Isaac	g	5-12	3-7	2-2	1	4	5	3	15	0	4	0	0	0	0	34	
20	Alford, Bryce	g	7-14	0-6	4-4	2	4	6	1	18	2	0	0	0	0	0	35	
03	Holiday, Aaron	g	3-6	0-1	0-1	0	5	5	2	6	3	1	0	0	0	0	29	
13	Anigbogu, Ike	g	1-1	0-0	0-0	0	2	2	2	2	1	1	2	0	0	0	6	
14	Goloman, Gyorgy	g	2-3	0-0	0-1	2	2	4	1	4	2	1	2	1	12		12	
Team						1	1	2										
Totals			32-62	9-23	9-12	7	35	42	17	82	21	8	8	1	200			

FG % 1st Half: 16-32 50.0% 2nd half: 16-30 53.3% Game: 32-62 51.6%
 3FG % 1st Half: 5-14 35.7% 2nd half: 4-9 44.4% Game: 9-23 39.1%
 FT % 1st Half: 1-3 33.3% 2nd half: 8-9 88.9% Game: 9-12 75.0%

Officials: Ted Valentine, Chris Rastatter, Mike Scypers
 Technical fouls: Nebraska-None. UCLA-None.
 Attendance: 5153
 Game 8 of the 2016 Wooden Legacy Semifinals
 Attendance session 1: 1875, session 2: 3278, daily: 5153

Score by periods	1st	2nd	Total
Nebraska	25	46	71
UCLA	38	44	82

Last FG - NEB 2nd-00:18, UCLA 2nd-01:04.
 Largest lead - NEB by 1 1st-12:28, UCLA by 15 2nd-19:52.
 NEB led for 00:20, UCLA led for 38:40. Game was tied for 00:41.

Points	In	Off	2nd	Fast	Bench
NEB	Paint	T/O	Chance	Break	
NEB	42	14	13	4	10
UCLA	30	8	8	4	12

Score tied - 0 times.
 Lead changed - 2 times.

GAME 6 VIRGINIA TECH 66, NEBRASKA 53

11/27/16 1:20 PM at Honda Center (Anaheim, Calif.)

Virginia Tech 66 • 5-1

#	Player	r	Total			3-Ptr			Rebounds			PF	TP	A	TO	Bk	Stl	Min
			FG-FGA	FT-FTA	FT-FTA	Off	Def	Tot	Off	Def	Tot							
02	Khadim Sy	r	0-2	0-0	0-0	0	1	1	2	1	0	0	0	0	0	0	11	
15	Chris Clarke	r	2-2	1-1	2-3	0	4	4	2	7	1	1	0	0	0	0	23	
05	Justin Robinson	g	3-7	2-4	0-0	1	3	4	3	8	5	6	0	0	0	0	37	
10	Justin Bibbs	g	2-5	2-3	2-2	0	3	3	1	8	0	1	0	0	0	0	27	
13	Ahmed Hill	g	3-8	1-3	5-6	0	1	1	4	12	1	2	0	0	0	0	34	
04	Seth Allen	g	3-6	1-2	2-2	0	4	4	2	9	4	5	0	2	22		22	
32	Zach LeDay	g	7-18	0-3	5-9	3	6	9	4	19	4	1	3	1	3	1	34	
42	Ty Outlaw	g	1-2	1-2	0-0	0	2	2	2	3	0	1	0	0	0	0	12	
Team						5	4	9										
Totals			21-50	8-18	16-22	10	28	38	19	66	15	17	3	3	200			

FG % 1st Half: 8-27 29.6% 2nd half: 13-23 56.5% Game: 21-50 42.0%
 3FG % 1st Half: 4-10 40.0% 2nd half: 4-8 50.0% Game: 8-18 44.4%
 FT % 1st Half: 3-8 37.5% 2nd half: 13-14 92.9% Game: 16-22 72.7%

Nebraska 53 • 4-2

#	Player	r	Total			3-Ptr			Rebounds			PF	TP	A	TO	Bk	Stl	Min
			FG-FGA	FT-FTA	FT-FTA	Off	Def	Tot	Off	Def	Tot							
10	McVeigh, Jack	r	2-9	1-7	0-0	0	3	3	2	5	2	0	0	0	0	0	23	
12	Jacobson, Michael	r	0-6	0-2	2-2	2	4	6	3	2	0	0	2	2	31		31	
30	Morrow Jr., Ed	r	5-9	0-0	3-4	6	1	7	3	13	0	4	0	0	0	0	26	
00	Webster, Tai	g	6-11	1-4	10-12	2	6	8	2	23	2	2	1	0	0	0	34	
05	Watson Jr., Glynn	g	1-11	0-4	0-0	1	4	5	1	2	3	1	0	0	0	0	36	
01	Gill, Anton	g	2-6	2-3	0-0	0	2	2	0	6	0	0	0	0	0	0	16	
02	Horne, Jeriah	g	0-0	0-0	0-0	0	1	1	1	0	0	1	0	0	0	0	4	
11	Taylor, Evan	g	1-1	0-0	0-0	0	0	0	0	2	2	0	0	1	11		11	
15	Roby, Isaiah	g	0-2	0-1	0-0	0	0	0	0	3	0	1	2	0	1	12		12
23	Fuller, Nick	g	0-0	0-0	0-0	0	0	0	0	1	0	0	0	0	0	0	2	
32	Tshimanga, Jordy	g	0-2	0-0	0-0	1	2	3	2	0	0	2	1	0	0	0	5	
Team						2	0	2										
Totals			17-57	4-21	15-18	14	23	37	20	53	8	14	4	9	200			

FG % 1st Half: 10-26 38.5% 2nd half: 7-31 22.6% Game: 17-57 29.8%
 3FG % 1st Half: 2-7 28.6% 2nd half: 2-14 14.3% Game: 4-21 19.0%
 FT % 1st Half: 4-4 100.0% 2nd half: 11-14 78.6% Game: 15-18 83.3%

Officials: Chris Rastatter, Mike Greenstein, Donnie Epley
 Technical fouls: Virginia Tech-Zach LeDay. Nebraska-None.
 Attendance: 4221
 Game 10 of the 2016 Wooden Legacy
 3rd Place Game

Score by periods	1st	2nd	Total
Virginia Tech	23	43	66
Nebraska	26	27	53

Last FG - VT 2nd-00:02, NEB 2nd-00:49.
 Largest lead - VT by 13 2nd-00:02, NEB by 8 1st-05:16.
 VT led for 18:22, NEB led for 16:15. Game was tied for 05:02.

Points	In	Off	2nd	Fast	Bench
VT	Paint	T/O	Chance	Break	
VT	24	12	8	2	31
NEB	24	15	12	2	8

Score tied - 4 times.
 Lead changed - 7 times.

GAME 7 CLEMSON 60, NEBRASKA 58

11/30/16 9:20 PM at Clemson, SC (Littlejohn Coliseum)

Nebraska 58 • 4-3

#	Player	r	Total			3-Ptr			Rebounds			PF	TP	A	TO	Bk	Stl	Min
			FG-FGA	FT-FTA	FT-FTA	Off	Def	Tot	Off	Def	Tot							
10	McVeigh, Jack	r	0-2	0-2	0-0	1	2	3	0	0	1	0	0	0	0	0	23	
12	Jacobson, Michael	r	5-9	1-3	0-0	2	5	7	3	11	0	1	1	1	32		32	
30	Morrow Jr., Ed	r	4-10	0-0	2-2	7	5	12	2	10	0	3	3	1	31		31	
00	Webster, Tai	g	5-14	1-5	1-3	4	4	4	4	12	1	2	0	2	36		36	
05	Watson Jr., Glynn	g	9-19	2-5	0-0	1	5	6	1	20	4	5	0	4	36		36	
01	Gill, Anton	g	0-4	0-2	0-0	1	0	1	3	0	1	2	0	1	15		15	
11	Taylor, Evan	g	1-4	0-1	0-0	0	0	0	3	2	0	1	0	0	10		10	
15	Roby, Isaiah	g	0-0	0-0	0-0	1	1	2	0	0	0	1	1	0	8		8	
32	Tshimanga, Jordy	g	1-1	0-0	1-2	1	2	3	4	3	0	0	0	0	9		9	
Team						4	0	4										
Totals			25-63	4-18	4-7	18	24	42	20	58	6	17	5	9	200			

FG % 1st Half: 14-33 42.4% 2nd half: 11-30 36.7% Game: 25-63 39.7%
 3FG % 1st Half: 2-8 25.0% 2nd half: 2-10 20.0% Game: 4-18 22.2%
 FT % 1st Half: 1-3 33.3% 2nd half: 3-4 75.0% Game: 4-7 57.1%

Clemson 60 • 4-2

#	Player	r	Total			3-Ptr			Rebounds			PF	TP	A	TO	Bk	Stl	Min
			FG-FGA	FT-FTA	FT-FTA	Off	Def	Tot	Off	Def	Tot							
05	BLOSSOMGAME, Jaron	r	5-13	0-2	5-7	0	4	4	1	15	2	1	3	1	35		35	
15	GRANTHAM, Donte	r	3-7	2-3	1-2	1	4	5	3	9	0	3	1	1	29		29	
50	DJITTE, Sidy	c	2-7	0-0	2-2	5	4	9	5	6	3	3	2	1	33		33	
10	DeVOE, Gabe	g	3-10	1-4	2-3	1	4	5	0	9	2	3	0	2	26		26	
12	HOLMES, Avry	g	2-5	2-3	1-2	1	2	3	0	7	0	2	0	1	30		30	
00	ROBERTIN, Legend	g	0-0	0-0	0-0	0	1	1	0	0	0	0	0	0	5		5	
02	REED, Marcquisse	g	1-1	1-1	4-4													



GAME 9 NO. 10 CREIGHTON 77, NEBRASKA 62

12/07/16 8:06 p.m. at Pinnacle Bank Arena (Lincoln, Neb.)

Creighton 77 • 9-0

#	Player	Total			3-Ptr			Rebounds			PF	TP	A	TO	Bk	Stl	Min
		FG-FGA	FG-FGA	FT-FTA	FG-FGA	FG-FGA	FT-FTA	Off	Def	Tot							
13	HUFF, Cole	r	4-6	4-5	1-2	0	4	4	3	13	0	0	0	0	0	29	
23	PATTON, Justin	c	4-4	0-0	1-4	3	5	8	4	9	0	2	3	1	21		
00	FOSTER, Marcus	g	3-9	0-4	1-4	0	2	2	3	7	2	3	0	0	25		
02	THOMAS, Khyri	g	3-8	1-3	0-0	2	8	10	0	7	1	2	1	2	33		
10	WATSON Jr., Maurice	g	10-20	0-0	5-6	0	3	3	2	25	8	4	0	0	37		
01	MINTZ, Davion	g	1-1	0-0	0-0	0	0	0	0	2	0	0	0	0	0+		
04	HARRELL Jr., Ronnie	g	1-2	0-0	0-0	1	0	1	0	2	0	0	0	0	3		
11	CLEMENT, Tyler	g	0-0	0-0	0-0	0	0	0	0	0	0	0	0	0	2		
15	KRAMPELJ, Martin	g	1-1	0-0	0-1	0	1	1	2	2	0	0	0	0	6		
21	ZIERDEN, Isaiah	g	0-3	0-2	2-2	0	2	2	4	2	1	0	0	1	27		
24	PARAS, Kobe	g	0-0	0-0	0-0	0	1	1	0	0	0	0	0	0	0		
32	HEGNER, Toby	g	3-5	0-1	2-4	1	9	10	4	8	1	2	0	1	17		
	Team					1	0	1									
	Totals		30-59	5-15	12-23	8	35	43	22	77	13	13	4	5	200		

FG % 1st Half: 13-31 41.9% 2nd half: 17-28 60.7% Game: 30-59 50.8% Deadball Rebounds 6
 3FG % 1st Half: 3-10 30.0% 2nd half: 2-5 40.0% Game: 5-15 33.3%
 FT % 1st Half: 2-7 28.6% 2nd half: 10-16 62.5% Game: 12-23 52.2%

Nebraska 62 • 5-4

#	Player	Total			3-Ptr			Rebounds			PF	TP	A	TO	Bk	Stl	Min
		FG-FGA	FG-FGA	FT-FTA	FG-FGA	FG-FGA	FT-FTA	Off	Def	Tot							
10	McVeigh, Jack	r	2-8	1-5	2-2	1	0	1	1	7	0	0	0	2	36		
12	Jacobson, Michael	r	3-10	0-3	0-1	1	2	3	2	6	0	1	1	1	24		
30	Morrow Jr., Ed	r	1-3	0-0	0-0	5	8	13	2	2	0	2	1	0	23		
00	Webster, Tai	g	6-17	1-5	7-9	3	3	6	4	20	4	3	0	3	37		
05	Watson Jr., Glynn	g	3-11	1-4	2-2	0	1	1	5	9	2	1	1	0	29		
01	Gill, Anton	g	2-3	0-1	0-0	1	0	1	2	4	1	2	0	0	18		
02	Horne, Jeriah	g	0-1	0-1	0-0	0	0	0	0	0	0	0	0	0	0+		
11	Taylor, Evan	g	2-3	0-0	0-0	1	0	1	2	4	0	2	0	0	9		
15	Roby, Isaiah	g	1-9	0-3	2-2	3	5	8	3	4	1	0	1	0	13		
32	Tshimanga, Jordy	g	3-6	0-0	0-0	0	4	4	1	6	0	1	0	0	11		
	Team					1	3	4									
	Totals		23-71	3-22	13-16	16	26	42	22	62	8	13	4	6	200		

FG % 1st Half: 10-30 33.3% 2nd half: 13-41 31.7% Game: 23-71 32.4% Deadball Rebounds 0
 3FG % 1st Half: 2-10 20.0% 2nd half: 1-12 8.3% Game: 3-22 13.6%
 FT % 1st Half: 8-9 88.9% 2nd half: 5-7 71.4% Game: 13-16 81.3%

Officials: Terry Oglesby, Tom Eades, Rob Riley
 Technical fouls: Creighton-None. Nebraska-None.
 Attendance: 15902

Score by periods	1st	2nd	Total
Creighton	31	46	77
Nebraska	30	32	62

	In	Off	2nd	Fast	Bench
Points	Paint	T/O	Chance	Break	
CREI	44	17	4	12	16
NEB	36	19	17	0	18

Last FG - CREI 2nd-00:03. NEB 2nd-00:26.
 Largest lead - CREI by 21 2nd-02:54. NEB by 2 1st-19:34.
 CREI led for 36:01. NEB led for 00:47. Game was tied for 03:12.

Score tied - 4 times.
 Lead changed - 1 time.

GAME 10 NO. 3 KANSAS 89, NEBRASKA 72

12/10/16 2:15 PM CST at Lawrence, KS (Allen Fieldhouse)

Nebraska 72 • 5-5

#	Player	Total			3-Ptr			Rebounds			PF	TP	A	TO	Bk	Stl	Min
		FG-FGA	FG-FGA	FT-FTA	FG-FGA	FG-FGA	FT-FTA	Off	Def	Tot							
10	McVeigh, Jack	r	0-0	0-0	0-0	0	0	0	0	0	0	0	0	0	1	7	
12	Jacobson, Michael	r	1-8	0-1	2-2	4	3	7	4	4	0	3	0	1	19		
30	Morrow Jr., Ed	r	7-10	0-0	2-2	3	4	7	1	16	2	1	0	0	24		
00	Webster, Tai	g	9-20	1-2	3-3	0	2	2	1	22	5	3	0	1	36		
05	Watson Jr., Glynn	g	2-6	1-1	0-0	2	2	4	5	5	1	3	0	2	29		
01	Gill, Anton	g	2-6	1-2	2-2	1	0	1	0	7	0	0	0	1	22		
02	Horne, Jeriah	g	0-1	0-1	0-0	0	1	1	0	0	0	1	0	0	5		
11	Taylor, Evan	g	3-6	0-0	2-2	1	0	1	0	8	2	0	0	1	19		
15	Roby, Isaiah	g	0-4	0-0	0-0	2	1	3	0	0	2	0	1	0	13		
23	Fuller, Nick	g	0-1	0-0	0-0	0	1	1	2	0	0	0	0	0	7		
32	Tshimanga, Jordy	g	3-7	0-0	4-7	3	5	8	4	10	0	1	2	1	19		
	Team					0	0	0									
	Totals		27-69	3-7	15-18	16	19	35	17	72	12	12	3	8	200		

FG % 1st Half: 13-32 40.6% 2nd half: 14-37 37.8% Game: 27-69 39.1% Deadball Rebounds 2
 3FG % 1st Half: 1-2 50.0% 2nd half: 2-5 40.0% Game: 3-7 42.9%
 FT % 1st Half: 7-10 70.0% 2nd half: 8-8 100.0% Game: 15-18 83.3%

Kansas 89 • 9-1

#	Player	Total			3-Ptr			Rebounds			PF	TP	A	TO	Bk	Stl	Min
		FG-FGA	FG-FGA	FT-FTA	FG-FGA	FG-FGA	FT-FTA	Off	Def	Tot							
35	Azubuike, Udoka	c	3-4	0-0	1-4	0	6	6	4	7	0	2	4	0	16		
00	Mason III, Frank	g	5-9	2-4	6-8	0	4	4	3	18	7	0	0	1	37		
02	Vick, Lagerald	g	1-2	1-1	0-0	0	1	1	3	3	0	1	1	0	25		
04	Graham, Devonte'	g	6-11	2-4	0-0	0	3	3	2	14	1	2	0	1	34		
11	Jackson, Josh	g	7-12	0-2	3-8	1	5	6	3	17	2	4	5	2	35		
10	Mykhailiuk, Svi	g	6-11	2-4	1-2	2	0	2	1	15	2	0	1	2	27		
20	Self, Tyler	g	0-1	0-0	0-0	1	0	1	0	0	0	0	0	0	1		
22	Coleby, Dwight	g	0-1	0-0	0-0	1	0	1	0	0	0	1	0	0	1		
33	Lucas, Landen	g	5-5	0-0	2-2	3	4	7	2	12	2	2	1	2	19		
44	Lightfoot, Mitch	g	1-1	0-0	1-1	0	0	0	1	3	0	1	0	0	5		
	Team					1	4	5									
	Totals		34-57	7-15	14-25	9	27	36	19	89	14	13	12	8	200		

FG % 1st Half: 22-34 64.7% 2nd half: 12-23 52.2% Game: 34-57 59.6% Deadball Rebounds 6
 3FG % 1st Half: 5-10 50.0% 2nd half: 2-5 40.0% Game: 7-15 46.7%
 FT % 1st Half: 5-8 62.5% 2nd half: 9-17 52.9% Game: 14-25 56.0%

Officials: Bo Boroski, Glenn Mayborg, Kelly Pfiffer
 Technical fouls: Nebraska-None. Kansas-None.
 Attendance: 16300
 NU #5 G. Watson Jr. fouled out at 3:21 in 2nd half

Score by periods	1st	2nd	Total
Nebraska	34	38	72
Kansas	54	35	89

	In	Off	2nd	Fast	Bench
Points	Paint	T/O	Chance	Break	
NEB	42	12	13	4	25
KU	40	11	13	17	30

Last FG - NEB 2nd-01:38. KU 2nd-01:22.
 Largest lead - NEB by 3 1st-17:23. KU by 24 2nd-18:17.
 NEB led for 03:16. KU led for 35:05. Game was tied for 01:39.

Score tied - 2 times.
 Lead changed - 1 time.

GAME 11 GARDNER-WEBB 70, NEBRASKA 62

12/18/16 1:05 p.m. at Pinnacle Bank Arena (Lincoln, Neb.)

Gardner-Webb 70 • 7-5

#	Player	Total			3-Ptr			Rebounds			PF	TP	A	TO	Bk	Stl	Min
		FG-FGA	FG-FGA	FT-FTA	FG-FGA	FG-FGA	FT-FTA	Off	Def	Tot							
20	Nelson, Tyrell	r	10-17	1-1	3-7	2	7	9	2	24	2	3	1	2	36		
31	Niangane, L'Hassane	c	2-3	0-0	2-2	3	1	4	4	6	0	1	0	0	8		
00	Robateau, Jamaal	g	1-3	1-3	0-0	0	2	2	2	3	1	1	0	1	24		
03	Rideau, Laquincy	g	2-5	0-0	3-8	1	4	5	4	7	5	4	0	6	28		
05	O'Reilly, Liam	g	3-7	1-5	0-0	0	3	3	1	7	0	0	0	1	35		
04	Turner, Christian	g	1-3	1-2	0-0	0	1	1	2	3	1	0	0	3	12		
11	Efianayi, David	g	3-12	0-0	5-6	0	3	3	3	11	2	2	0	1	21		
14	Miller, Brandon	g	1-2	0-0	2-2	0	0	0	3	4	1	1	1	0	14		
24	Zeck, Patrick	g	0-0	0-0	0-0	1	3	4	3	0	0	0	0	0	10		
25	Laster, Dj	g	2-4	1-3	0-0	0	1	1	0	5	0	0	0	0	12		
	Team					2	0	2									
	Totals		25-56	5-14	15-25	9	25	34	24	70	12	12	2	14	200		

FG % 1st Half: 11-27 40.7% 2nd half: 14-29 48.3% Game: 25-56 44.6% Deadball Rebounds 4
 3FG % 1st Half: 3-8 37.5% 2nd half: 2-6 33.3% Game: 5-14 35.7%
 FT % 1st Half: 3-8 37.5% 2nd half: 12-17 70.6% Game: 15-25 60.0%

Nebraska 62 • 5-6

#	Player	Total			3-Ptr			Rebounds			PF	TP	A	TO	Bk	Stl	Min
		FG-FGA	FG-FGA	FT-FTA	FG-FGA	FG-FGA	FT-FTA	Off	Def	Tot							
12	Jacobson, Michael	r	2-7	0-1	1-5	3	4	7	4	5	2	4	2	0	22		
30	Morrow Jr., Ed	r	2-5	0-0	5-9	7	11	18	4	9	1	2	4	1	28		
00	Webster, Tai	g	6-14	1-3	4-6	1	4	5	1	17	4	7	0	0	37		
01	Gill, Anton	g	1-7	0-3	0-0	1	2	3	1	2	0	1	0	0	26		
11	Taylor, Evan	g	2-3	0-0	0-0	1	0	1	3	4	0	2	0	0	11		
02	Horne, Jeriah	g	0-0	0-0	0-0	0	1	1	1	0	0	0					

2017-18 NEBRASKA BASKETBALL

2016-17 BOXSCORES

GAME 13 NEBRASKA 87, NO. 16 INDIANA 83

12/28/16 6:30pm at Simon Skjodt Assembly Hall

Nebraska 87 • 7-6, 1-0 B1G

#	Player	FG-FGA	3-Ptr	FT-FTA	Rebounds		PF	TP	A	TO	Blk	Stl	Min	
					Off	Def								
12	Jacobson, Michael	r	2-6	0-1	0-0	5	4	9	4	4	1	1	0	27
30	Morrow Jr., Ed	r	5-9	0-0	2-2	6	4	10	5	12	0	0	5	22
00	Webster, Tai	g	7-13	2-5	5-10	0	4	4	1	21	2	5	0	38
05	Watson Jr., Glynn	g	8-18	4-7	6-7	2	0	2	2	26	4	1	0	34
11	Taylor, Evan	g	1-3	0-0	1-1	1	1	2	1	3	1	2	0	27
02	Horne, Jeriah	g	4-6	3-5	0-0	0	1	1	1	11	0	0	0	17
15	Roby, Isaiah	g	3-5	0-0	2-2	0	6	6	3	8	3	3	1	21
32	Tshimanga, Jordy	g	1-4	0-0	0-0	1	1	2	2	2	1	1	1	14
Team						1	0	1						
Totals			31-64	9-18	16-22	16	21	37	19	87	12	13	7	200

FG % 1st Half: 13-32 40.6% 2nd half: 18-32 56.3% Game: 31-64 48.4%
 3FG % 1st Half: 3-8 37.5% 2nd half: 6-10 60.0% Game: 9-18 50.0%
 FT % 1st Half: 4-7 57.1% 2nd half: 12-15 80.0% Game: 16-22 72.7%

Indiana 83 • 10-3, 0-1 B1G

#	Player	FG-FGA	3-Ptr	FT-FTA	Rebounds		PF	TP	A	TO	Blk	Stl	Min	
					Off	Def								
03	Anunoby, OG	r	4-10	2-4	2-5	6	2	8	1	12	2	5	1	26
31	Bryant, Thomas	c	5-12	0-2	7-11	5	5	10	5	17	4	2	4	33
01	Blackmon Jr., James	g	4-14	2-9	2-2	3	3	6	3	12	2	2	0	30
02	Newkirk, Josh	g	5-10	1-1	0-0	0	2	2	2	11	2	3	0	33
04	Johnson, Robert	g	7-11	5-7	0-0	1	3	4	4	19	1	1	0	21
00	Jones, Curtis	g	0-0	0-0	2-2	1	0	1	0	2	1	0	0	8
11	Green, Devonte	g	1-1	1-1	0-0	0	0	0	0	3	0	2	0	7
13	Morgan, Juwan	g	1-2	0-1	1-2	0	4	4	2	3	1	2	0	17
15	McRoberts, Zach	g	0-1	0-0	0-0	1	1	2	3	0	1	1	0	14
20	Davis, De'Ron	g	1-4	0-0	2-2	2	1	3	2	4	1	1	2	11
Team						3	0	3						
Totals			28-65	11-25	16-24	22	21	43	22	83	15	19	7	200

FG % 1st Half: 13-34 38.2% 2nd half: 15-31 48.4% Game: 28-65 43.1%
 3FG % 1st Half: 6-12 50.0% 2nd half: 5-13 38.5% Game: 11-25 44.0%
 FT % 1st Half: 4-5 80.0% 2nd half: 12-19 63.2% Game: 16-24 66.7%

Officials: D.J. Carstensen, Bo Boroski, Tom Eades
 Technical fouls: Nebraska-None. Indiana-None.
 Attendance: 16168

Score by periods	1st	2nd	Total
Nebraska	33	54	87
Indiana	36	47	83

Last FG - NEB 2nd-01:31, IND 2nd-00:02.
 Largest lead - NEB by 12 1st-10:33, IND by 7 2nd-18:59.
 NEB led for 25:30. IND led for 10:56. Game was tied for 03:34.

Points	In	Off	2nd	Fast	Bench
	Paint	T/O	Chance	Break	
NEB	40	21	17	13	21
IND	32	13	24	4	12

Score tied - 6 times.
 Lead changed - 8 times.

GAME 14 NEBRASKA 67, MARYLAND 65

1/1/17 12 p.m. at XFINITY Center - College Park, Md.

Nebraska 67 • 8-6, 2-0

#	Player	FG-FGA	3-Ptr	FT-FTA	Rebounds		PF	TP	A	TO	Blk	Stl	Min	
					Off	Def								
12	Jacobson, Michael	r	4-5	0-0	2-2	7	2	9	3	10	1	0	0	20
30	Morrow Jr., Ed	r	3-9	0-0	3-7	4	3	7	4	9	0	0	2	34
00	Webster, Tai	g	6-12	1-4	5-7	0	2	2	4	18	5	3	0	32
05	Watson Jr., Glynn	g	5-15	2-4	5-7	0	5	5	3	17	2	3	0	34
11	Taylor, Evan	g	2-6	0-1	0-0	2	6	8	3	4	0	4	0	28
02	Horne, Jeriah	g	2-6	1-3	0-0	0	5	5	2	5	1	1	0	20
10	McVeigh, Jack	g	0-0	0-0	0-0	0	0	0	0	0	0	1	0	3
15	Roby, Isaiah	g	2-3	0-0	0-0	0	2	3	4	0	3	3	3	23
32	Tshimanga, Jordy	g	0-1	0-0	0-0	0	2	3	2	0	1	0	0	6
Team						1	1	2						
Totals			24-57	4-12	15-23	14	29	43	24	67	10	15	5	111

FG % 1st Half: 12-25 48.0% 2nd half: 12-32 37.5% Game: 24-57 42.1%
 3FG % 1st Half: 4-5 80.0% 2nd half: 0-7 0.0% Game: 4-12 33.3%
 FT % 1st Half: 6-7 85.7% 2nd half: 9-16 56.3% Game: 15-23 65.2%

Maryland 65 • 13-2, 1-1

#	Player	FG-FGA	3-Ptr	FT-FTA	Rebounds		PF	TP	A	TO	Blk	Stl	Min	
					Off	Def								
13	Bender, Ivan	r	0-4	0-0	0-0	3	2	5	4	0	0	2	0	16
21	Jackson, Justin	r	3-8	0-3	0-0	3	4	7	3	6	2	3	3	26
00	Cowan, Anthony	g	2-8	1-4	2-4	0	4	4	2	7	1	3	0	36
02	Trimble, Melo	g	5-15	2-5	2-3	0	5	5	2	14	2	3	0	34
04	Huerter, Kevin	g	9-17	7-11	1-2	3	2	5	3	26	3	2	0	35
01	Brantley, Jaylen	g	1-3	0-0	1-1	0	3	2	2	1	1	0	1	13
05	Wiley, Dion	g	0-1	0-1	0-0	0	0	0	0	0	1	1	1	4
10	Gill, L.G.	g	0-3	0-0	1-2	1	2	3	4	1	2	0	1	14
11	Nickens, Jared	g	1-1	1-1	0-0	0	0	0	0	1	3	0	0	9
35	Dodd, Damonte	g	2-5	0-0	2-4	4	0	4	2	6	0	1	1	13
Team						3	2	5						
Totals			23-65	11-25	8-16	17	24	41	23	65	11	16	6	200

FG % 1st Half: 11-33 33.3% 2nd half: 12-32 37.5% Game: 23-65 35.4%
 3FG % 1st Half: 5-12 41.7% 2nd half: 6-13 46.2% Game: 11-25 44.0%
 FT % 1st Half: 3-7 42.9% 2nd half: 5-9 55.6% Game: 8-16 50.0%

Officials: Pat Driscoll, Ted Valentine, Kelly Pfeifer
 Technical fouls: Nebraska-Taylor, Evan. Maryland-Bender, Ivan.
 Attendance: 15067

Score by periods	1st	2nd	Total
Nebraska	34	33	67
Maryland	30	35	65

Last FG - NEB 2nd-00:30, UMD 2nd-06:43.
 Largest lead - NEB by 8 2nd-16:26, UMD by 13 2nd-08:37.
 NEB led for 18:35. UMD led for 18:31. Game was tied for 02:54.

Points	In	Off	2nd	Fast	Bench
	Paint	T/O	Chance	Break	
NEB	30	21	8	2	9
UMD	24	20	13	10	12

Score tied - 4 times.
 Lead changed - 9 times.

GAME 15 NEBRASKA 93, IOWA 90 (2OT)

01/05/17 8:06 p.m. at Pinnacle Bank Arena (Lincoln, Neb.)

Iowa 90 • 9-7, 1-2

#	Player	FG-FGA	3-Ptr	FT-FTA	Rebounds		PF	TP	A	TO	Blk	Stl	Min	
					Off	Def								
05	Cook, Tyler	r	6-8	0-0	2-3	3	4	7	4	14	0	2	0	26
35	Pemsl, Cordell	r	3-6	0-0	4-6	1	5	6	2	10	1	4	0	34
03	Bohannon, Jordan	g	2-10	2-7	0-0	2	3	5	1	6	3	3	1	40
04	Moss, Isaiah	g	7-15	1-5	2-2	1	3	4	3	17	1	2	1	37
14	Jok, Peter	g	12-24	5-11	5-6	1	5	6	5	34	1	5	0	41
00	Wagner, Ahmad	g	1-3	0-0	0-0	1	0	1	2	2	0	0	0	8
10	Williams, Christian	g	0-3	0-1	0-0	0	0	0	0	2	0	1	0	7
24	Ellingson, Brady	g	0-3	0-2	0-0	0	2	2	0	0	2	1	0	17
25	Uhl, Dom	g	1-1	0-0	0-0	1	2	3	0	2	0	0	0	6
51	Baer, Nicholas	g	2-4	1-3	0-0	2	9	11	4	5	2	2	6	34
Team						5	1	6						
Totals			34-77	9-29	13-17	17	34	51	23	90	11	19	8	250

FG % 1st Half: 15-35 42.9% 2nd half: 13-27 48.1% OT: 6-15 40.0% Game: 34-77 44.2%
 3FG % 1st Half: 2-7 28.6% 2nd half: 5-16 31.3% OT: 2-6 33.3% Game: 9-29 31.0%
 FT % 1st Half: 2-4 50.0% 2nd half: 9-11 81.8% OT: 2-2 100.0% Game: 13-17 76.5%

Nebraska 93 • 9-6, 3-0

#	Player	FG-FGA	3-Ptr	FT-FTA	Rebounds		PF	TP	A	TO	Blk	Stl	Min	
					Off	Def								
12	Jacobson, Michael	r	3-9	0-0	1-2	7	6	13	1	7	2	0	3	35
30	Morrow Jr., Ed	r	4-5	0-0	1-4	3	3	6	3	9	0	2	2	37
00	Webster, Tai	g	7-16	1-4	8-12	1	5	6	4	23	4	3	1	49
05	Watson Jr., Glynn	g	11-18	7-8	5-6	0	3	3	5	34	7	3	0	34
11	Taylor, Evan	g	3-9	0-1	0-5	1	4	5	2	6	3	0	1	42
02	Horne, Jeriah	g	3-11	2-10	4-6	0	3	3	0	12	1	1	0	27
10	McVeigh, Jack	g	1-1	0-0	0-0	0	0	0	0	2	0	0	0	6
15	Roby, Isaiah	g	0-0	0-0	0-0	0	2	2	3	0	1	2	0	8
32	Tshimanga, Jordy	g	0-1	0-0	0-0	0	0</							



GAME 17 MICHIGAN 91, NEBRASKA 85

01/14/17 2:00 PM at Crister Center, Ann Arbor, MI

Nebraska 85 • 9-8 (3-2)

#	Player	FG-FGA	3-Ptr	Rebounds		PF	TP	A	TO	Blk	Stl	Min	
				Off	Def								
12	Jacobson, Michael	1-6	0-0	2	2	4	3	2	1	0	2	0	29
15	Roby, Isaiah	3-5	1-2	0-0	1	2	3	1	7	1	2	1	29
00	Webster, Tai	12-20	1-3	3-4	2	7	9	2	28	4	5	0	37
05	Watson Jr., Glynn	9-15	4-7	0-0	0	0	4	22	1	2	0	2	39
11	Taylor, Evan	5-9	1-2	0-0	1	4	5	11	2	1	0	2	36
02	Horne, Jeriah	2-2	0-0	0-0	1	1	2	1	4	0	0	0	7
10	McVeigh, Jack	3-5	2-4	0-0	1	0	1	2	8	0	2	0	11
23	Fuller, Nick	0-0	0-0	0-0	1	1	2	3	0	0	0	0	5
32	Tshimanga, Jordy	1-2	0-0	1-1	0	0	2	3	0	0	0	0	7
Team				1	2	3							
Totals		36-64	9-18	4-5	10	19	29	23	85	9	13	3	200

FG % 1st Half: 16-26 61.5% 2nd half: 20-38 52.6% Game: 36-64 56.3%
 3FG % 1st Half: 1-3 33.3% 2nd half: 8-15 53.3% Game: 9-18 50.0%
 FT % 1st Half: 3-3 100.0 2nd half: 1-2 50.0% Game: 4-5 80.0%

Michigan 91 • 12-6 (2-3)

#	Player	FG-FGA	3-Ptr	Rebounds		PF	TP	A	TO	Blk	Stl	Min	
				Off	Def								
05	Wilson, DJ	4-7	3-4	0-0	2	2	4	0	11	0	1	1	33
13	Wagner, Moritz	6-9	4-6	7-8	1	5	6	3	23	1	2	2	31
21	Irvin, Zak	7-18	0-4	7-7	0	5	5	1	21	7	2	0	38
10	Walton Jr., Derrick	5-6	3-3	7-9	0	3	3	2	20	3	3	0	29
12	Abdur-Rahkman, M-A	3-4	0-1	0-0	0	1	1	3	6	0	1	0	30
03	Simpson, Xavier	0-3	0-2	2-2	0	0	0	3	2	1	0	0	12
22	Robinson, Duncan	2-3	1-2	1-2	0	1	1	3	6	1	1	1	19
23	Watson, Ibi	0-0	0-0	0-0	0	0	0	0	0	0	0	0	0+
34	Donnal, Mark	0-0	0-0	2-2	0	1	1	0	2	0	0	0	8
Team				1	1	2							
Totals		27-50	11-22	26-30	4	19	23	15	91	13	10	4	200

FG % 1st Half: 14-28 50.0% 2nd half: 13-22 59.1% Game: 27-50 54.0%
 3FG % 1st Half: 5-12 41.7% 2nd half: 6-10 60.0% Game: 11-22 50.0%
 FT % 1st Half: 7-7 100.0 2nd half: 19-23 82.6% Game: 26-30 86.7%

Officials: DJ Carstensen, Tom Eades, Rod Kueneman
 Technical fouls: Nebraska-None. Michigan-None.
 Attendance: 11145
 Game Duration: 2:02

Score by periods	1st	2nd	Total
Nebraska	36	49	85
Michigan	40	51	91

Last FG - NEB 2nd-00:09, MICH 2nd-01:04.
 Largest lead - NEB None, MICH by 10 2nd-15:41.
 NEB led for 00:00, MICH led for 39:12. Game was tied for 00:42.

Points	In	Off	2nd	Fast	Bench
NEB	44	17	9	4	15
MICH	30	21	10	4	10

Score tied - 1 time.
 Lead changed - 0 times.

GAME 18 OHIO STATE 67, NEBRASKA 66

01/18/17 8:06 p.m. at Pinnacle Bank Arena (Lincoln, Neb.)

Ohio State 67 • 12-7, 2-4

#	Player	FG-FGA	3-Ptr	Rebounds		PF	TP	A	TO	Blk	Stl	Min	
				Off	Def								
01	Tate, Jae'Sean	6-12	0-0	1-5	2	3	5	4	13	0	3	1	33
02	Loving, Marc	5-12	2-7	3-4	2	9	11	0	15	2	0	2	38
32	Thompson, Trevor	4-7	0-0	2-6	6	3	9	5	10	0	3	0	21
13	Lyle, JaQuan	5-12	2-3	1-1	1	3	4	2	13	3	4	0	36
15	Williams, Kam	4-13	1-2	0-0	0	4	4	1	9	2	0	0	34
00	Potter, Micah	1-3	1-2	0-0	0	3	3	3	3	1	0	0	8
03	Jackson, C.J.	0-3	0-0	0-0	0	3	0	0	1	0	0	0	14
10	Bell, David	2-2	0-0	0-0	1	1	2	3	4	0	1	1	10
24	Wesson, Andre	0-1	0-1	0-0	0	0	0	0	0	0	0	1	6
Team				3	1	4							
Totals		27-65	6-18	7-16	15	30	45	18	67	9	11	4	200

FG % 1st Half: 10-27 37.0% 2nd half: 17-38 44.7% Game: 27-65 41.5%
 3FG % 1st Half: 4-13 30.8% 2nd half: 1-6 16.7% Game: 6-18 33.3%
 FT % 1st Half: 7-11 63.6% 2nd half: 0-5 0.0% Game: 7-16 43.8%

Nebraska 66 • 9-9, 3-3

#	Player	FG-FGA	3-Ptr	Rebounds		PF	TP	A	TO	Blk	Stl	Min	
				Off	Def								
12	Jacobson, Michael	4-6	0-0	3-4	4	4	8	3	11	0	0	0	20
15	Roby, Isaiah	1-2	0-1	0-0	2	6	8	0	2	1	2	4	29
00	Webster, Tai	7-15	2-6	2-4	0	2	2	2	18	3	0	0	38
05	Watson Jr., Glynn	4-12	2-6	0-2	1	2	3	4	10	3	1	0	28
11	Taylor, Evan	4-9	0-2	3-4	0	8	8	1	11	2	0	0	33
02	Horne, Jeriah	0-4	0-2	0-0	0	2	2	1	0	1	1	0	13
10	McVeigh, Jack	2-8	1-4	0-0	1	2	3	0	5	0	0	0	19
23	Fuller, Nick	1-1	0-0	0-0	0	2	2	2	0	0	0	0	8
32	Tshimanga, Jordy	2-3	0-0	3-6	0	0	0	3	7	0	3	0	12
Team				1	0	1							
Totals		25-60	5-21	11-20	9	28	37	16	66	10	7	4	200

FG % 1st Half: 18-36 50.0% 2nd half: 7-24 29.2% Game: 25-60 41.7%
 3FG % 1st Half: 4-13 30.8% 2nd half: 1-8 12.5% Game: 5-21 23.8%
 FT % 1st Half: 0-2 0.0% 2nd half: 11-18 61.1% Game: 11-20 55.0%

Officials: Gene Steratore, Bill Ek, Courtney Green
 Technical fouls: Ohio State-None. Nebraska-None.
 Attendance: 15635
 Actual Attendance: 13,842

Score by periods	1st	2nd	Total
Ohio State	32	35	67
Nebraska	40	26	66

Last FG - OSU 2nd-00:01, NEB 2nd-00:34.
 Largest lead - OSU by 5 1st-17:10, NEB by 12 1st-04:56.
 OSU led for 11:57, NEB led for 26:15. Game was tied for 01:48.

Points	In	Off	2nd	Fast	Bench
OSU	38	7	15	0	7
NEB	30	10	7	6	14

Score tied - 2 times.
 Lead changed - 6 times.

GAME 19 RUTGERS 65, NEBRASKA 64

1/21/17 12 p.m. at The RAC

Nebraska 64 • 9-10, 3-4

#	Player	FG-FGA	3-Ptr	Rebounds		PF	TP	A	TO	Blk	Stl	Min		
				Off	Def									
12	Jacobson, Michael	2-9	0-0	1-2	3	3	6	2	5	4	0	2	0	31
15	Roby, Isaiah	0-3	0-2	0-0	3	0	3	2	0	1	3	1	0	8
00	Webster, Tai	5-15	1-5	3-3	2	1	3	3	14	2	3	0	38	
05	Watson Jr., Glynn	5-12	2-7	0-0	0	5	5	4	12	2	2	0	33	
11	Taylor, Evan	3-11	0-2	4-4	2	4	6	2	10	1	0	0	4	39
02	Horne, Jeriah	2-5	1-1	0-0	0	3	3	1	5	1	2	0	12	
10	McVeigh, Jack	4-8	4-7	0-0	2	2	1	12	0	0	0	1	27	
23	Fuller, Nick	0-0	0-0	0-0	0	0	0	0	0	0	0	0	1	
32	Tshimanga, Jordy	3-6	0-0	0-0	1	1	2	3	6	1	0	1	11	
Team				5	2	7								
Totals		24-69	8-24	8-9	16	21	37	18	64	12	10	4	200	

FG % 1st Half: 8-36 22.2% 2nd half: 16-33 48.5% Game: 24-69 34.8%
 3FG % 1st Half: 1-10 10.0% 2nd half: 7-14 50.0% Game: 8-24 33.3%
 FT % 1st Half: 4-4 100.0 2nd half: 4-5 80.0% Game: 8-9 88.9%

Rutgers 65 • 12-8, 1-6

#	Player	FG-FGA	3-Ptr	Rebounds		PF	TP	A	TO	Blk	Stl	Min	
				Off	Def								
11	Omoruyi, Eugene	1-2	0-1	1-2	0	1	1	1	3	3	2	1	20
33	Freeman, Deshawn	3-11	0-0	4-4	3	4	7	3	10	1	2	3	32
34	Gettys, C.J.	4-4	0-0	2-3	1	4	5	1	10	0	2	1	29
00	Johnson, Nigel	4-9	3-3	0-0	0	3	3	1	11	0	1	0	24
03	Sanders, Corey	11-18	0-1	3-5	1	4	5	2	25	4	4	3	32
04	Laurent, Jonathan	0-2	0-0	0-0	0	4	4	1	0	0	0	1	19
05	Williams, Mike	0-4	0-1	2-2	1	4	5	1	2	0	0	0	24
21	Sa, Candido	0-1	0-0	1-2	0	1	1	2	1	0	1	0	9
32	Diallo, Ibrahima	1-1	0-0	1-2	1	3	4	1	3	0	0	1	11
Team				2	2	4							
Totals		24-52	3-6	14-20	9	30	39	13	65	8	13	6	200

FG % 1st Half: 11-25 44.0% 2nd half: 13-27 48.1% Game: 24-52 46.2%
 3FG % 1st Half: 2-3 66.7% 2nd half: 1-3 33.3% Game: 3-6 50.0%
 FT % 1st Half: 7-10 70.0% 2nd half: 7-10 70.0% Game: 14-20 70.0%

Officials: Eric Curry, Glenn Mayborg, Kelly Preifur
 Technical fouls: Nebraska-None. Rutgers-None.
 Attendance: 6294

Score by periods	1st	2nd	Total
Nebraska	21	43	64
Rutgers	31	34	65

Last FG - NEB 2nd-01:31, RUTGERS 2nd-00:01.
 Largest lead - NEB by 7 2nd-08:53, RUTGERS by 12 1st-00:30.
 NEB led for 15:01, RUTGERS led for 17:15. Game was tied for 07:

2017-18 NEBRASKA BASKETBALL

2016-17 BOXSCORES

GAME 21 NEBRASKA 83, NO. 20 PURDUE 80

1/29/17 3:31 p.m. at Pinnacle Bank Arena (Lincoln, Neb.)

Purdue 80 • 17-5, 6-3

#	Player	Total			3-Ptr			Rebounds			PF	TP	A	TO	Bk	Stl	Min
		FG	FGA	FT	FTA	Off	Def	Off	Def	Off							
12	Edwards, Vincent	r	3-10	0-1	0-0	2	3	5	0	6	0	1	1	0	0	34	
50	Swanigan, Caleb	r	5-15	1-2	3-4	5	9	14	4	14	6	4	0	1	34		
03	Edwards, Carsen	g	4-11	4-5	4-4	1	3	4	16	3	2	0	3	32			
11	Thompson, P.J.	g	3-6	3-6	0-0	1	2	3	5	9	6	0	0	1	33		
31	Mathias, Dakota	g	6-8	5-7	2-2	0	2	2	3	19	0	2	0	2	34		
14	Cline, Ryan	g	2-5	1-3	0-0	0	1	1	3	5	2	0	0	1	13		
44	Haas, Isaac	g	4-7	0-0	3-3	1	4	5	2	11	0	2	1	1	13		
55	Albrecht, Spike	g	0-0	0-0	0-0	0	0	0	0	0	0	0	0	0	7		
	Team					1	0	1									
	Totals		27-62	14-24	12-13	11	24	35	21	80	17	13	2	8	200		

FG % 1st Half: 12-34 35.3% 2nd half: 15-28 53.6% Game: 27-62 43.5%
 3FG % 1st Half: 6-13 46.2% 2nd half: 8-11 72.7% Game: 14-24 58.3%
 FT % 1st Half: 3-3 100.0 2nd half: 9-10 90.0% Game: 12-13 92.3%

Nebraska 83 • 10-11, 4-5

#	Player	Total			3-Ptr			Rebounds			PF	TP	A	TO	Bk	Stl	Min
		FG	FGA	FT	FTA	Off	Def	Off	Def	Off							
12	Jacobson, Michael	r	4-10	0-0	1-1	5	2	7	4	9	2	1	0	1	23		
02	Tshimanga, Jordy	c	2-6	0-0	2-5	0	3	3	5	6	0	2	0	0	19		
00	Webster, Tai	g	5-18	1-4	4-4	2	6	8	2	15	6	3	1	0	35		
05	Watson Jr., Glynn	g	3-7	2-2	4-4	0	3	3	12	1	1	0	1	32			
11	Taylor, Evan	g	1-4	0-0	0-0	1	4	5	2	2	2	1	1	2	30		
02	Horne, Jeriah	g	7-12	2-5	0-0	3	4	7	0	16	1	0	0	0	24		
10	McVeigh, Jack	g	5-7	4-6	7-10	1	2	3	0	21	1	1	2	0	33		
15	Roby, Isaiah	g	1-1	0-0	0-0	1	0	1	0	2	0	0	0	0	4		
	Team					2	1	3									
	Totals		28-65	9-17	18-24	15	25	40	16	83	13	9	4	4	200		

FG % 1st Half: 15-36 41.7% 2nd half: 13-29 44.8% Game: 28-65 43.1%
 3FG % 1st Half: 7-11 63.6% 2nd half: 2-6 33.3% Game: 9-17 52.9%
 FT % 1st Half: 2-4 50.0% 2nd half: 16-20 80.0% Game: 18-24 75.0%

Officials: Rob Riley, John Higgins, Kelly Pfeifer
 Technical fouls: Purdue-None. Nebraska-None.
 Attendance: 15715
 Actual Attendance: 14,194

Score by periods	1st	2nd	Total
Purdue	33	47	80
Nebraska	39	44	83

	In	Off	2nd	Fast	Bench
Points	Paint	T/O	Chance	Break	
PURDUE	20	7	13	0	16
NEB	32	16	17	4	39

Last FG - PURDUE 2nd-02:24, NEB 2nd-00:41.
 Largest lead - PURDUE by 9 1st-11:22, NEB by 8 1st-10:10.
 PURDUE led for 26:27, NEB led for 10:43. Game was tied for 02:50.

Score tied - 2 times.
 Lead changed - 9 times.

GAME 22 MICHIGAN STATE 72, NEBRASKA 61

02/02/17 6:04 p.m. at Pinnacle Bank Arena (Lincoln, Neb.)

Michigan State 72 • 14-9, 6-4

#	Player	Total			3-Ptr			Rebounds			PF	TP	A	TO	Bk	Stl	Min
		FG	FGA	FT	FTA	Off	Def	Off	Def	Off							
22	Bridges, Miles	r	7-10	2-5	0-0	1	5	6	2	16	1	0	1	0	37		
25	Goins, Kenny	r	5-5	0-0	0-0	0	1	4	10	1	2	1	0	0	19		
01	Langford, Joshua	g	3-4	3-3	0-0	0	2	2	0	9	0	1	0	0	22		
11	Nairn Jr., Lourawls	g	1-4	1-1	0-0	0	2	2	2	3	3	2	1	1	18		
14	Harris, Eron	g	1-5	0-1	1-1	1	1	2	3	2	3	4	2	0	25		
00	Ahrens, Kyle	g	0-0	0-0	0-0	0	0	0	1	0	0	0	0	0	3		
03	Ellis III, Alvin	g	4-5	3-3	0-0	1	3	4	2	11	1	3	0	1	18		
25	Winston, Cassius	g	4-7	2-3	0-1	1	2	3	1	10	4	3	0	1	22		
05	McQuaid, Matt	g	0-3	0-1	0-0	0	1	1	4	0	0	0	0	1	15		
30	Van Dyk, Matt	g	0-0	0-0	0-0	0	0	0	2	0	0	1	0	4			
44	Ward, Nick	g	4-9	0-0	2-4	1	3	4	2	10	0	1	0	1	17		
	Totals		29-52	11-17	3-6	5	22	27	22	72	14	15	4	4	200		

FG % 1st Half: 14-28 50.0% 2nd half: 15-24 62.5% Game: 29-52 55.8%
 3FG % 1st Half: 3-6 50.0% 2nd half: 8-11 72.7% Game: 11-17 64.7%
 FT % 1st Half: 1-2 50.0% 2nd half: 2-4 50.0% Game: 3-6 50.0%

Nebraska 61 • 10-12, 4-6

#	Player	Total			3-Ptr			Rebounds			PF	TP	A	TO	Bk	Stl	Min
		FG	FGA	FT	FTA	Off	Def	Off	Def	Off							
12	Jacobson, Michael	r	1-5	0-0	2-3	2	3	5	4	4	0	1	0	0	18		
32	Tshimanga, Jordy	c	5-7	0-0	5-6	5	4	9	2	15	0	4	1	0	24		
00	Webster, Tai	g	6-15	2-5	4-6	2	0	2	2	18	5	4	0	0	33		
05	Watson Jr., Glynn	g	5-9	1-3	2-2	0	2	2	3	13	1	1	0	0	31		
11	Taylor, Evan	g	1-3	0-1	0-0	0	3	3	3	2	0	1	0	1	31		
02	Horne, Jeriah	g	0-4	0-2	0-0	0	1	1	1	0	0	0	0	1	20		
10	McVeigh, Jack	g	2-7	1-5	3-3	0	5	5	2	8	0	1	1	1	29		
15	Roby, Isaiah	g	0-2	0-0	1-2	3	2	5	0	1	0	1	1	1	11		
23	Fuller, Nick	g	0-0	0-0	0-0	0	0	0	0	0	0	0	0	0	3		
	Team					0	0	0									
	Totals		20-52	4-16	17-22	12	20	32	17	61	6	13	3	7	200		

FG % 1st Half: 9-25 36.0% 2nd half: 11-27 40.7% Game: 20-52 38.5%
 3FG % 1st Half: 1-5 20.0% 2nd half: 3-11 27.3% Game: 4-16 25.0%
 FT % 1st Half: 7-10 70.0% 2nd half: 10-12 83.3% Game: 17-22 77.3%

Officials: Bo Boroski, Paul Szelc, Pat Driscoll
 Technical fouls: Michigan State-None. Nebraska-None.
 Attendance: 15821

Score by periods	1st	2nd	Total
Michigan State	32	40	72
Nebraska	26	35	61

	In	Off	2nd	Fast	Bench
Points	Paint	T/O	Chance	Break	
MSU	28	13	8	2	31
NEB	28	12	14	2	9

Last FG - MSU 2nd-02:32, NEB 2nd-00:27.
 Largest lead - MSU by 20 2nd-04:14, NEB by 3 1st-18:52.
 MSU led for 33:25, NEB led for 04:35. Game was tied for 02:00.

Score tied - 3 times.
 Lead changed - 2 times.

GAME 23 IOWA 81, NEBRASKA 70

02/05/17 1:05 p.m. at Carver-Hawkeye Arena - Iowa City, IA

Nebraska 70 • 10-13, 4-7

#	Player	Total			3-Ptr			Rebounds			PF	TP	A	TO	Bk	Stl	Min
		FG	FGA	FT	FTA	Off	Def	Off	Def	Off							
10	McVeigh, Jack	r	7-13	2-6	0-0	1	1	2	1	16	2	0	1	0	34		
12	Jacobson, Michael	r	4-7	0-0	1-1	5	2	7	4	9	0	0	0	1	22		
32	Tshimanga, Jordy	c	4-6	0-0	2-4	5	3	8	5	10	1	4	0	1	17		
00	Webster, Tai	g	6-18	0-6	2-2	2	4	6	4	14	6	4	0	1	35		
11	Taylor, Evan	g	2-5	0-2	3-3	0	4	4	2	7	1	2	0	1	32		
02	Horne, Jeriah	g	2-6	1-4	2-2	1	4	5	1	7	0	3	0	0	19		
05	Watson Jr., Glynn	g	0-4	0-2	3-4	0	4	4	1	3	0	0	0	1	18		
15	Roby, Isaiah	g	1-4	0-0	0-0	1	1	4	2	1	1	0	0	0	14		
23	Fuller, Nick	g	1-1	0-0	0-0	0	1	1	2	2	0	0	0	0	9		
	Team					2	1	3									
	Totals		27-64	3-20	13-16	16	25	41	24	70	11	14	1	5	200		

FG % 1st Half: 15-26 57.7% 2nd half: 12-38 31.6% Game: 27-64 42.2%
 3FG % 1st Half: 2-7 28.6% 2nd half: 1-13 7.7% Game: 3-20 15.0%
 FT % 1st Half: 4-4 100.0 2nd half: 9-12 75.0% Game: 13-16 81.3%

Iowa 81 • 14-10, 6-5

#	Player	Total			3-Ptr			Rebounds			PF	TP	A	TO	Bk	Stl	Min
		FG	FGA	FT	FTA	Off	Def	Off	Def	Off							
00	Wagner, Ahmad	r	3-8	0-0	0-1	3	0	3	1	6	1	1	1	1	15		
03	Cook, Tyler	r	6-10	0-0	1-3	2	1	3	4	13	2	1	0	0	17		
05	Bohannon, Jordan	g	4-7	4-6	3-4	0	5	5	3	15	2	2	0	0	33		
04	Moss, Isaiah	g	1-4	0-1	0-0	0	1	1	1	2	1	1	0	1	14		
14	Jok, Peter	g	2-7	0-4	8-8	0	5	5	2	12	5	3	0	0	30		
10	Williams, Christian	g	0-0	0-0	2-2	0	0	0	1	2	0	1	0	0	6		
15	Kriener, Ryan	g	0-2	0-0	0-0	0	0	0	0	0	1	0	0	0	5		
24																	



GAME 25 NEBRASKA 82, PENN STATE 66

2/14/17 8:06 p.m. at Pinnacle Bank Arena (Lincoln, Neb.)

Penn State 66 • 14-13, 6-8

#	Player	Total			3-Ptr			Rebounds			PF	TP	A	TO	Blk	Stl	Min
		FG-FGA	FG-FGA	FT-FTA	Off	Def	Tot	Off	Def	Tot							
11	Stevens, Lamar	5-15	1-2	2-4	3	4	7	2	13	0	1	1	0	31			
24	Watkins, Mike	3-6	0-0	2-3	0	3	3	2	8	2	3	2	2	21			
10	Carr, Tony	7-11	1-2	0-0	0	7	7	2	15	2	1	0	0	32			
23	Reaves, Josh	2-3	1-2	0-0	0	1	2	5	2	1	0	0	2	22			
33	Garner, Shep	3-11	0-4	2-2	0	0	0	2	8	0	0	0	2	30			
00	Banks, Payton	2-10	1-8	2-3	1	0	1	3	7	0	0	0	0	30			
01	Zemgulis, Davis	0-0	0-0	0-0	0	1	1	0	0	0	0	0	0	5			
04	Bostick, Nazeer	0-2	0-2	2-2	0	0	0	2	0	1	1	2	10				
05	Samuel, Terrence	1-1	0-0	2-2	0	2	2	0	4	0	0	0	0	4			
21	Washington, Isaiah	0-0	0-0	0-0	0	0	0	0	0	0	0	0	0	2			
44	Moore, Julian	2-4	0-0	0-0	3	0	3	1	4	0	1	1	0	13			
Team					1 3 4												
Totals		25-63	4-20	12-16	8	21	29	14	66	6	8	5	8	200			

FG % 1st Half: 16-34 47.1% 2nd half: 9-29 31.0% Game: 25-63 39.7%
 3FG % 1st Half: 3-11 27.3% 2nd half: 1-9 11.1% Game: 4-20 20.0%
 FT % 1st Half: 2-6 33.3% 2nd half: 10-10 100.0% Game: 12-16 75.0%

Nebraska 82 • 11-14, 5-8

#	Player	Total			3-Ptr			Rebounds			PF	TP	A	TO	Blk	Stl	Min
		FG-FGA	FG-FGA	FT-FTA	Off	Def	Tot	Off	Def	Tot							
12	Jacobson, Michael	1-2	0-0	1-4	1	5	6	2	3	1	0	2	3	18			
32	Tshimanga, Jordy	6-7	0-0	0-0	1	6	7	0	12	0	4	0	1	17			
00	Webster, Tai	5-12	0-5	2-3	0	4	4	1	12	6	2	0	1	31			
05	Watson Jr., Glynn	5-8	1-2	4-4	1	3	4	4	15	5	0	0	0	25			
11	Taylor, Evan	3-5	0-0	2-3	1	3	4	1	8	2	1	0	0	31			
02	Horne, Jeriah	1-3	1-3	0-0	0	2	2	3	0	1	0	0	0	11			
03	Shultz, Jason	0-0	0-0	0-0	0	0	0	0	0	0	0	0	0	1			
10	McVeigh, Jack	4-9	3-7	4-4	0	2	2	1	15	3	0	1	1	25			
13	Laws, Malcolm	0-1	0-0	0-0	0	0	0	0	0	0	0	0	0	2			
15	Roby, Isaiah	3-4	0-0	0-0	1	1	2	4	6	0	1	0	0	19			
21	Eiradi, Mohammad	1-1	0-0	0-0	1	1	0	2	0	0	0	0	0	1			
23	Fuller, Nick	0-0	0-0	0-0	0	0	0	0	0	0	0	0	0	2			
30	Morrow Jr., Ed	2-4	0-0	2-2	1	3	4	2	6	0	3	0	0	16			
41	Borchardt, Tanner	0-0	0-0	0-0	0	0	0	1	0	0	0	0	0	1			
Team					1 3 4												
Totals		31-56	5-17	15-20	7	33	40	18	82	18	12	3	6	200			

FG % 1st Half: 17-27 63.0% 2nd half: 14-29 48.3% Game: 31-56 55.4%
 3FG % 1st Half: 3-8 37.5% 2nd half: 2-9 22.2% Game: 5-17 29.4%
 FT % 1st Half: 8-9 88.9% 2nd half: 7-11 63.6% Game: 15-20 75.0%

Officials: D.J. Carstensen, Donnie Eppley, John Gaffney
 Technical fouls: Penn State-None. Nebraska-None.
 Attendance: 15642
 Actual Attendance: 13195

Score by periods	1st	2nd	Total
Penn State	37	29	66
Nebraska	45	37	82

Last FG - PSU 2nd-02:59, NEB 2nd-00:39.
 Largest lead - PSU None, NEB by 24 2nd-03:48.
 PSU led for 00:00. NEB led for 38:54. Game was tied for 01:06.

Points	In	Off	2nd	Fast	Bench
PSU	Paint	T/O	Chance	Break	
NEB	28	17	6	4	17
	46	7	4	2	32

Score tied - 1 time.
 Lead changed - 0 times.

GAME 26 NEBRASKA 58, OHIO STATE 57

02/18/17 6:00 pm at Columbus, Ohio (Value City Arena)

Nebraska 58 • 12-14, 6-8 B1G

#	Player	Total			3-Ptr			Rebounds			PF	TP	A	TO	Blk	Stl	Min
		FG-FGA	FG-FGA	FT-FTA	Off	Def	Tot	Off	Def	Tot							
12	Jacobson, Michael	1-3	0-0	2-2	1	5	6	0	4	1	1	0	2	32			
32	Tshimanga, Jordy	0-2	0-0	0-2	2	2	4	2	0	0	1	1	0	18			
00	Webster, Tai	7-12	2-5	1-4	0	3	3	1	17	3	5	0	2	34			
05	Watson Jr., Glynn	5-15	3-6	1-1	1	4	5	4	14	2	0	0	2	29			
11	Taylor, Evan	0-5	0-0	0-2	2	2	2	0	2	2	0	0	0	23			
02	Horne, Jeriah	0-5	0-1	0-0	1	1	2	1	0	0	1	0	0	11			
10	McVeigh, Jack	4-9	3-7	0-0	0	0	0	1	11	0	2	0	0	27			
23	Fuller, Nick	1-1	0-0	0-0	0	1	1	2	2	0	1	0	0	11			
30	Morrow Jr., Ed	5-8	0-0	0-0	2	4	6	5	10	2	0	0	0	15			
Team					3 3 6												
Totals		23-60	8-19	4-9	10	25	35	18	58	10	13	1	6	200			

FG % 1st Half: 10-30 33.3% 2nd half: 13-30 43.3% Game: 23-60 38.3%
 3FG % 1st Half: 2-9 22.2% 2nd half: 6-10 60.0% Game: 8-19 42.1%
 FT % 1st Half: 2-6 33.3% 2nd half: 2-3 66.7% Game: 4-9 44.4%

Ohio State 57 • 15-13, 5-10 B1G

#	Player	Total			3-Ptr			Rebounds			PF	TP	A	TO	Blk	Stl	Min
		FG-FGA	FG-FGA	FT-FTA	Off	Def	Tot	Off	Def	Tot							
01	Tate, Jae'Sean	4-8	0-1	6-8	2	8	10	2	14	3	4	1	1	38			
02	Loving, Marc	3-10	3-7	4-6	0	4	4	0	13	1	3	0	3	38			
32	Thompson, Trevor	6-9	0-0	1-2	1	7	8	2	13	0	1	0	0	30			
03	Jackson, C.J.	2-5	0-1	2-2	0	0	0	1	6	3	4	0	1	20			
15	Williams, Kam	1-7	1-5	0-0	1	1	2	0	3	0	2	0	0	35			
00	Potter, Micah	2-4	1-3	1-2	1	1	2	1	6	0	1	0	0	10			
13	Lyle, JaQuan	1-1	0-0	0-0	0	4	4	1	2	2	2	0	0	20			
24	Wesson, Andre	0-2	0-0	0-0	0	1	1	3	0	1	0	0	0	9			
Team					1 3 4												
Totals		19-46	5-17	14-20	6	29	35	10	57	10	18	1	5	200			

FG % 1st Half: 9-22 40.9% 2nd half: 10-24 41.7% Game: 19-46 41.3%
 3FG % 1st Half: 3-10 30.0% 2nd half: 2-7 28.6% Game: 5-17 29.4%
 FT % 1st Half: 9-12 75.0% 2nd half: 5-8 62.5% Game: 14-20 70.0%

Officials: Gene Statero, Lamont Simpson, Ray Perone
 Technical fouls: Nebraska-None. Ohio State-None.
 Attendance: 13044

Score by periods	1st	2nd	Total
Nebraska	24	34	58
Ohio State	30	27	57

Points	In	Off	2nd	Fast	Bench
NEB	Paint	T/O	Chance	Break	
OSU	26	23	4	0	23
	28	15	6	8	8

Last FG - NEB 2nd-00:11, OSU 2nd-00:32.
 Largest lead - NEB by 2 1st-16:24, OSU by 11 1st-07:06.
 NEB led for 00:37. OSU led for 37:31. Game was tied for 01:52.

Score tied - 3 times.
 Lead changed - 3 times.

GAME 27 MICHIGAN STATE 88, NEBRASKA 72

2/23/17 7:00 p.m. at East Lansing, Mich. / Breslin Center

Nebraska 72 • 12-15, 6-9 B1G

#	Player	Total			3-Ptr			Rebounds			PF	TP	A	TO	Blk	Stl	Min
		FG-FGA	FG-FGA	FT-FTA	Off	Def	Tot	Off	Def	Tot							
12	Jacobson, Michael	1-3	0-0	1-1	1	3	4	3	1	0	0	2	18				
32	Tshimanga, Jordy	3-6	0-0	2-3	3	4	7	4	8	1	0	1	0	26			
00	Webster, Tai	3-9	2-2	11-12	0	10	10	1	19	1	5	0	0	29			
05	Watson Jr., Glynn	3-8	1-4	0-0	0	1	1	3	7	3	1	0	1	26			
11	Taylor, Evan	5-8	0-0	0-1	0	3	3	5	10	3	2	0	0	32			
02	Horne, Jeriah	2-6	1-3	0-0	0	0	0	0	5	0	1	0	0	17			
10	McVeigh, Jack	2-7	1-3	3-4	0	1	1	3	8	0	0	0	0	22			
13	Laws, Malcolm	1-1	0-0	0-1	0	0	0	0	2	0	0	0	1	2			
15	Roby, Isaiah	0-5	0-1	2-2	2	3	5	3	2	3	0	0	0	18			
23	Fuller, Nick	1-1	0-0	1-2	0	0	0	0	3	1	0	0	0	4			
30	Morrow Jr., Ed	2-5	0-0	1-2	2	2	4	3	5	0	1	1	1	16			
Team					1 1 2												
Totals		23-59	5-13	21-28	9	28	37	26	72	13	11	2	5	200			

FG % 1st Half: 8-30 26.7% 2nd half: 15-29 51.7% Game: 23-59 39.0%
 3FG % 1st Half: 2-6 33.3% 2nd half: 3-7 42.9% Game: 5-13 38.5%
 FT % 1st Half: 13-16 81.3% 2nd half: 8-12 66.7% Game: 21-28 75.0%

Michigan State 88 • 17-11, 9-6 B1G

#	Player	Total			3-Ptr			Rebounds			PF	TP	A	TO	Blk	Stl	Min
		FG-FGA	FG-FGA	FT-FTA	Off	Def	Tot	Off	Def	Tot							
22	Bridges, Miles	8-13	1-2	3-6	0	5	5	1	20	1	0	2	1	30			

2017-18 NEBRASKA BASKETBALL

2016-17 BOXSCORES

GAME 29 MINNESOTA 88, NEBRASKA 73

03/02/17 6:00 PM at Minneapolis, Minn. (Williams Arena)

Nebraska 73 • 12-17, 6-11

#	Player	Total			3-Ptr			Rebounds			PF	TP	A	TO	Blk	Stl	Min
		FG-FGA	FG-FGA	FT-FTA	FG-FGA	FG-FGA	FT-FTA	Off	Def	Tot							
12	Jacobson, Michael	r	5-7	0-0	0-0	2	3	5	2	10	1	2	2	0	23		
32	Tshimanga, Jordy	c	1-6	0-0	3-4	2	4	6	1	5	1	1	1	2	16		
00	Webster, Tai	g	4-13	1-2	2-2	5	3	8	2	11	2	5	0	2	28		
05	Watson Jr., Glynn	g	6-15	2-6	0-0	1	2	3	4	14	3	4	0	0	32		
11	Taylor, Evan	g	2-7	1-3	0-0	0	2	2	0	5	1	1	0	1	27		
02	Horne, Jeriah	g	4-5	1-2	1-1	0	0	1	1	10	0	0	0	0	10		
10	McVeigh, Jack	g	1-7	1-6	0-0	0	1	1	2	3	0	1	0	0	22		
13	Laws, Malcolm	g	0-2	0-1	0-0	0	1	1	0	0	0	0	0	0	2		
15	Roby, Isaiah	g	1-3	0-1	1-2	1	5	6	1	3	1	0	2	0	14		
23	Fuller, Nick	g	0-0	0-0	0-0	1	1	2	0	1	0	0	1	8			
30	Morrow Jr., Ed	g	5-12	0-0	2-3	5	1	6	3	12	0	2	0	0	18		
Team						3	0	3	1								
Totals			29-77	6-21	9-12	20	23	43	19	73	10	16	5	6	200		

FG % 1st Half: 12-35 34.3% 2nd half: 17-42 40.5% Game: 29-77 37.7% Deadball Rebounds 1
 3FG % 1st Half: 3-11 27.3% 2nd half: 3-10 30.0% Game: 6-21 28.6%
 FT % 1st Half: 0-0 0.0% 2nd half: 9-12 75.0% Game: 9-12 75.0%

Minnesota 88 • 23-7, 11-6

#	Player	Total			3-Ptr			Rebounds			PF	TP	A	TO	Blk	Stl	Min
		FG-FGA	FG-FGA	FT-FTA	FG-FGA	FG-FGA	FT-FTA	Off	Def	Tot							
03	Murphy, Jordan	r	7-10	0-0	6-9	4	7	11	3	20	1	2	2	0	28		
22	Lynch, Reggie	c	5-6	0-0	1-2	1	5	6	3	11	3	2	6	3	28		
00	Springs, Akeem	g	1-6	1-4	0-0	0	0	0	0	3	0	2	1	0	19		
02	Mason, Nate	g	9-13	1-2	6-6	0	2	2	1	25	4	4	0	2	28		
05	Coffey, Amir	g	2-5	1-2	2-4	0	2	2	1	7	4	1	2	2	27		
01	McBrayer, Dupree	g	6-11	2-3	2-3	0	2	2	1	16	6	3	1	2	27		
04	Rudrud, Brady	g	1-2	0-0	0-0	0	0	0	0	2	0	0	0	0	2		
10	Haugh, Darin	g	0-1	0-1	0-0	0	1	1	0	0	0	0	0	0	4		
15	Sharp, Stephon	g	0-0	0-0	0-0	0	0	0	0	0	0	0	0	0	2		
21	Konate, Bakary	g	1-2	0-0	0-0	0	2	2	4	2	0	0	0	0	10		
24	Curry, Eric	g	1-2	0-1	0-1	0	1	1	1	2	1	1	1	0	10		
41	Diedhiou, Gaston	g	0-1	0-1	0-0	0	0	0	0	0	0	0	0	0	2		
42	Hurt, Michael	g	0-0	0-0	0-0	0	3	3	2	0	2	1	0	0	13		
Team						3	5	8									
Totals			33-59	5-14	17-25	8	30	38	16	88	21	16	11	9	200		

FG % 1st Half: 15-30 50.0% 2nd half: 18-29 62.1% Game: 33-59 55.9% Deadball Rebounds 3
 3FG % 1st Half: 0-5 0.0% 2nd half: 5-9 55.6% Game: 5-14 35.7%
 FT % 1st Half: 10-13 76.9% 2nd half: 7-12 58.3% Game: 17-25 68.0%

Officials: Bo Boroski, Lamont Simpson, Paul Szelc
 Technical fouls: Nebraska-TEAM, Minnesota-None.
 Attendance: 12321

Score by periods	1st	2nd	Total
Nebraska	27	46	73
Minnesota	40	48	88

	In	Off	2nd	Fast	Bench
Points	Paint	T/O	Chance	Break	
NEB	42	11	26	9	28
MINN	48	17	12	7	22

Last FG - NEB 2nd-00:16, MINN 2nd-01:06.
 Largest lead - NEB None, MINN by 24 2nd-04:02.
 NEB led for 00:00. MINN led for 36:49. Game was tied for 03:09.

Score tied - 4 times.
 Lead changed - 0 times.

GAME 31 PENN STATE 76, NEBRASKA 67 (OT)

3/8/17 4:30 pm at Verizon Center (Washington, DC)

Penn State 76 • (15-17)

#	Player	Total			3-Ptr			Rebounds			PF	TP	A	TO	Blk	Stl	Min
		FG-FGA	FG-FGA	FT-FTA	FG-FGA	FG-FGA	FT-FTA	Off	Def	Tot							
00	Banks, Payton	r	1-7	1-4	2-2	2	7	9	0	5	1	0	1	0	40		
11	Stevens, Lamar	r	5-9	2-2	4-4	2	3	5	3	16	1	1	0	0	29		
24	Watkins, Mike	r	9-12	0-0	0-2	4	7	11	3	18	0	2	8	1	39		
10	Carr, Tony	g	3-13	0-4	5-7	1	8	9	0	11	6	3	0	0	40		
23	Reaves, Josh	g	2-6	0-1	5-5	0	1	1	3	9	0	2	1	2	32		
05	Samuel, Terrence	g	0-0	0-0	1-2	0	2	2	1	3	0	0	0	0	12		
21	Washington, Isaiah	g	0-0	0-0	0-0	0	0	0	0	0	0	0	0	0	2		
33	Garner, Shep	g	4-7	4-7	4-4	0	2	2	1	16	0	4	0	0	25		
44	Moore, Julian	g	0-1	0-0	0-0	0	0	0	3	0	0	1	0	0	6		
Team						2	4	6									
Totals			24-55	7-18	21-26	11	34	45	14	76	11	14	10	3	225		

FG % 1st Half: 15-31 48.4% 2nd half: 7-21 33.3% OT: 2-3 66.7% Game: 24-55 43.6% Deadball Rebounds 1
 3FG % 1st Half: 3-9 33.3% 2nd half: 2-7 28.6% OT: 2-2 100.0% Game: 7-18 38.9%
 FT % 1st Half: 5-6 83.3% 2nd half: 6-10 60.0% OT: 10-10 100.0% Game: 21-26 80.8%

Nebraska 67 • (12-19)

#	Player	Total			3-Ptr			Rebounds			PF	TP	A	TO	Blk	Stl	Min
		FG-FGA	FG-FGA	FT-FTA	FG-FGA	FG-FGA	FT-FTA	Off	Def	Tot							
12	Jacobson, Michael	r	2-6	0-0	1-2	3	2	5	2	5	0	0	0	0	21		
30	Morrow Jr., Ed	r	3-9	0-0	2-2	3	7	10	4	8	0	1	2	1	27		
00	Webster, Tai	g	4-16	2-9	2-3	2	3	5	5	12	3	2	0	1	37		
05	Watson Jr., Glynn	g	5-16	1-4	0-0	1	3	4	4	11	3	1	0	1	41		
11	Taylor, Evan	g	6-11	2-3	1-1	0	1	1	0	15	0	1	0	1	32		
02	Horne, Jeriah	g	1-4	1-3	1-2	0	1	1	2	4	1	1	0	0	12		
10	McVeigh, Jack	g	2-4	2-4	0-0	0	1	1	1	6	0	0	0	0	18		
15	Roby, Isaiah	g	0-3	0-1	0-0	0	2	2	4	0	0	0	0	1	19		
32	Tshimanga, Jordy	g	3-7	0-0	0-0	1	3	4	2	6	0	1	1	2	18		
Team						7	1	8									
Totals			26-76	8-24	7-10	17	24	41	24	67	7	8	3	7	225		

FG % 1st Half: 12-34 35.3% 2nd half: 11-32 34.4% OT: 3-10 30.0% Game: 26-76 34.2% Deadball Rebounds 2
 3FG % 1st Half: 4-8 50.0% 2nd half: 3-11 27.3% OT: 1-5 20.0% Game: 8-24 33.3%
 FT % 1st Half: 5-6 83.3% 2nd half: 2-3 66.7% OT: 0-1 0.0% Game: 7-10 70.0%

Officials: Lamont Simpson, Terry Oglesby, Rob Riley
 Technical fouls: Penn State-None, Nebraska-None.
 Attendance: 2017 Big Ten Conference Men's Basketball Tournament - 1st Round
 Fouled Out: Webster (NEB) - OT, 3:24

Score by periods	1st	2nd	OT	Total
Penn State	38	22	16	76
Nebraska	33	27	7	67

	In	Off	2nd	Fast	Bench
Points	Paint	T/O	Chance	Break	
PSU	28	9	11	4	17
NEB	26	11	17	2	16

Last FG - PSU OT-02:16, NEB OT-00:26.
 Largest lead - PSU by 11 1st-10:12, NEB None.
 PSU led for 40:57, NEB led for 00:00. Game was tied for 04:03.

Score tied - 4 times.
 Lead changed - 0 times.

GAME 30 MICHIGAN 93, NEBRASKA 57

03/05/17 7:10 p.m. at Pinnacle Bank Arena (Lincoln, Neb.)


Michigan 93 • 20-11, 10-8

#	Player	Total			3-Ptr			Rebounds			PF	TP	A	TO	Blk	Stl	Min
		FG-FGA	FG-FGA	FT-FTA	FG-FGA	FG-FGA	FT-FTA	Off	Def	Tot							
05	Wilson, DJ	r	3-6	1-2	0-0	2	2	4	1	7	1	3	0	1	20		
13	Wagner, Moritz	r	4-5	3-4	0-0	2	3	5	4	11	0	1	1	0	22		
10	Walton Jr., Derrick	g	5-10	2-5	6-8	0	1	1	0	18	16	2	0	5	33		
12	Abdur-Rahkman, M-A	g	5-7	2-3	1-2	1	3	4	2	13	1	0	0	2	31		
21	Irvin, Zak	g	6-9	3-5	0-0	1	3	4	0	15	1	1	0	2	33		
03	Simpson, Xavier	g	2-4	0-2	2-2	0	2	2	3	6	1	1	0	0	13		
14	Wright-Jones, Fred	g	0-1	0-1	0-0	0	0	0	0	0	0	0	0	0	4		
15	Teske, Jon	g	0-0	0-0	0-0	0	0	0	1	0	0	0	2	0	4		
20	Loneragan, Sean	g	1-1	0-0	0-0	0	1	1	2	2	0	0	1	0	4		
22	Robinson, Duncan	g	4-5	2-3	0-0	0	2	2	1	10	0	0	0	0	17		
23	Watson, Ibi	g	1-1	0-0	0-0	0	3	3	0	2	0	0	0	0	5		
34	Donnal, Mark	g	3-5	1-2	2-2	1	1	2	2	9	0	2	1	2	14		
Team						0	1	1									
Totals			34-54	14-27	11-14	7	22	29	16	93	20	10	5	12	200		

FG % 1st Half: 16-27 59.3% 2nd half: 18-27 66.7% Game: 34-54 63.0% Deadball Rebounds 2
 3FG % 1st Half: 8-15 53.3% 2nd half: 6-12 50.0% Game: 14-27 51.9%
 FT % 1st Half: 5-8 62.5% 2nd half: 6-6 100.0% Game: 11-14 78.6%

Nebraska 57 • 12-18, 6-12

#	Player	Total			3-Ptr			Rebounds			PF	TP	A	TO	Blk	Stl	Min
		FG-FGA	FG-FGA	FT-FTA	FG-FGA	FG-FGA	FT-FTA	Off	Def	Tot							
12	Jacobson, Michael	r	1-1	0-0	0-0	0	1	1	0	2	1	2	0	0	8		
30	Morrow Jr., Ed	r	3-5	0-0	4-5	3	1	4	1	10	0	4	0	0	19		
00	Webster, Tai	g	4-10	0-4	0-0	0	3	3	4	8	5	3	0	0	35		
05	Watson Jr., Glynn	g	1-7	0-3	3-3	1	2	3	1	5	0	1	0	1	31		
11	Taylor, Evan	g	0-4	0-0	0-0	0	0	0	2	0	1	2	0	0	21		
02	H																



DAVE HOPPEN

RECORDS



NEBRASKA ALL-TIME SCORING CHART

CAREER POINTS (TOP 60 SCORERS)

No.	Player, Seasons	G	FG-FGA (Pct.)	FT-FTA (Pct.)	Points (3pt.)	Avg.
1.	Dave Hoppen, 1983-84-85-86	111	804-1,341 (.600)	559-724 (.772)	2,167	19.5
2.	Eric Piatkowski, 1991-92-93-94	123	676-1,436 (.471)	380-489 (.777)	1,934 (202)	15.7
3.	Jerry Fort, 1973-74-75-76	105	777-1,793 (.433)	328-486 (.675)	1,882	17.9
4.	Andre Smith, 1978-79-80-81	114	673-1,148 (.586)	371-562 (.660)	1,717	15.1
5.	Aleks Maric, 2005-06-07-08	121	589-1,102 (.534)	448-679 (.660)	1,630 (4)	13.5
	Shavon Shields, 2013-14-15	121	562-1,236 (.455)	429-565 (.759)	1,630 (77)	13.5
7.	Jaron Boone, 1993-94-95-96	127	575-1,327 (.433)	274-387 (.708)	1,609 (184)	12.7
8.	Erick Strickland, 1993-94-95-96	127	535-1,219 (.439)	337-434 (.776)	1,586 (179)	12.5
9.	Tyronn Lue, 1996-97-98	99	560-1,255 (.446)	312-396 (.788)	1,577 (145)	15.9
10.	Cookie Belcher, 1997-98-99-2000-01	131	576-1,291 (.446)	255-400 (.638)	1,552 (146)	11.9
11.	Rich King, 1988-89-90-91	124	564-1,000 (.564)	345-510 (.676)	1,475 (2)	11.9
12.	Venson Hamilton, 1996-97-98-99	129	528-1,002 (.527)	360-590 (.610)	1,416	11.0
13.	Carl McPipe, 1976-77-78-79	104	546-1,126 (.485)	308-317 (.656)	1,300	12.5
14.	Tom Baack, 1966-67-68	75	526-1,138 (.462)	247-297 (.832)	1,299	17.3
15.	Stuart Lantz, 1966-67-68	75	488-1,007 (.485)	293-395 (.742)	1,269	16.9
16.	Chuck Jura, 1970-71-72	77	500-910 (.549)	255-427 (.597)	1,255	16.3
17.	Larry Florence, 1997-98-99-2000	123	496-1,150 (.431)	220-325 (.677)	1,223 (11)	9.9
18.	Jack Moore, 1979-80-81-82	105	379-830 (.457)	446-495 (.901)	1,204	11.5
19.	Brian Carr, 1984-85-86-87	123	447-942 (.475)	230-287 (.801)	1,182 (58)	9.6
20.	Brian Banks, 1976-77-78-79	110	471-986 (.478)	208-298 (.698)	1,150	10.5
21.	Terran Petteway, 2014-15	63	398-979 (.410)	307-410 (.749)	1,143 (116)	18.1
22.	Marvin Stewart, 1969-70-71	66	435-921 (.472)	268-359 (.747)	1,138	17.2
23.	Clifford Scales, 1988-89-90-91	123	441-902 (.489)	209-272 (.768)	1,136 (45)	9.2
	Carl Hayes, 1990-91-92	90	439-945 (.465)	221-360 (.614)	1,136 (37)	12.6
25.	Ryan Anderson, 2007-08-09-10	122	390-888 (.439)	260-213 (.751)	1,125 (185)	9.2
26.	Tai Webster, 2014-15-16-17	127	382-922 (.414)	273-382 (.715)	1,116 (79)	8.8
27.	Cary Cochran, 1999-2000-01-02	119	333-800 (.416)	147-164 (.896)	1,081 (268)	9.1
28.	Herschell Turner, 1958-59-60	72	371-898 (.413)	314-474 (.662)	1,056	14.7
29.	Mikki Moore, 1994-95-96-97	114	374-676 (.553)	235-359 (.655)	986 (3)	8.6
30.	Beau Reid, 1988-89-90-91	102	320-775 (.413)	250-337 (.742)	976 (86)	9.6
31.	Bob Siegel, 1974-75-76-77	101	405-973 (.416)	160-232 (.690)	970	9.6
32.	Tom Scantlebury, 1968-69-70	75	369-835 (.442)	227-303 (.749)	965	12.9
33.	Nate Branch, 1965-66-67	75	367-871 (.421)	224-320 (.700)	958	12.8
34.	Terrance Badgett, 1993-94-95-96	127	395-764 (.517)	141-229 (.616)	953 (22)	7.5
35.	Jamar Johnson, 1992-93-94	87	333-723 (.461)	166-210 (.790)	927 (95)	10.7
36.	Jason Dourisseau, 2003-04-05-06	117	330-726 (.455)	214-380 (.563)	912 (38)	7.8
37.	Jake Muhleisen, 2002-03-04-05	100	319-751 (.425)	178-241 (.739)	911 (95)	9.1
38.	John Turek, 2002-03-04-05	115	352-779 (.452)	194-258 (.545)	901 (2)	7.8
39.	Brandon Ubel, 2010-11-12-13	125	312-646 (.480)	240-299 (.803)	893 (29)	7.1
40.	Rex Ekwall, 1955-56-57	65	296-690 (.429)	288-394 (.731)	880	13.5
41.	Bruce Chubick, 1991-92-93-94	119	303-540 (.561)	264-400 (.660)	878 (8)	7.4
42.	Sek Henry, 2007-08-09-10	128	296-719 (.412)	185-284 (.651)	872 (95)	6.8
43.	Grant Simmons, 1964-65-66	74	305-709 (.430)	239-350 (.683)	849	11.5
44.	Dapreis Owens, 1989-90-91-92	117	329-679 (.484)	187-302 (.619)	845	7.2
45.	Bob Grattop, 1968-69-70	76	255-608 (.419)	316-400 (.790)	826	10.9
46.	Jim Buchanan, 1950-51-52	69	345-942 (.366)	131-203 (.645)	821	11.9
47.	Bill Johnson, 1952-53-54	65	264-652 (.405)	286-484 (.591)	814	12.5
	Claude Retherford, 1947-48-49	74	318-1,090 (.292)	178-283 (.629)	814	11.0
49.	Bernard Day, 1986-87	63	309-567 (.545)	184-264 (.697)	802	12.7
50.	Brandon Richardson, 2009-12	119	238-569 (.418)	230-278 (.827)	794 (88)	6.7
51.	Ray Gallegos, 2010-14	118	292-816 (.358)	49-79 (.620)	791 (158)	6.7
52.	Stan Cloudy, 1983-84	62	347-672 (.516)	81-119 (.681)	775	12.5
53.	Bus Whitehead, 1948-49-50	72	275-831 (.331)	215-314 (.685)	765	10.6
54.	Jorge Brian Diaz, 2010-12	81	340-655 (.519)	85-157 (.541)	765	9.4
55.	Nate Johnson, 2003-04	58	263-606 (.434)	186-234 (.795)	762 (50)	13.1
56.	Fred Seger, 1952-53-54	65	263-724 (.363)	236-360 (.656)	762	11.7
57.	Toney McCray, 2009-12	95	291-644 (.451)	97-148 (.655)	759(80)	9.0
58.	Larry Cox, 1974-75-76	74	270-432 (.625)	217-297 (.731)	757	10.2
59.	Daryl Petsch, 1962-63-64	69	315-709 (.444)	124-197 (.629)	754	10.9
60.	Kimani Ffriend, 2000-01	58	267-460 (.580)	212-440 (.482)	746	12.9

*Records kept only since 1948. NOTE: Year listed is for the second half of the season played, i.e., 82 would be for the 1981-82 season.
 () Number in parenthesis following point total indicates number of career 3-point field goals made.

SINGLE-GAME POINTS (all games over 30 points)

No.	Player	Opponent (Date)	Points
1.	Eric Piatkowski	vs. Oklahoma (3/11/94)	42
2.	Aleks Maric	Kansas State (2/13/07)	41
3.	Rich King	Northern Illinois (2/18/91)	40
	Jerry Fort	Missouri (2/22/75)	40
5.	Tom Russell	Kansas (2/21/62)	38
6.	Aleks Maric	at Iowa State (2/15/06)	37
7.	Aleks Maric	Iowa State (2/28/07)	36
	Tyronn Lue	Virginia (12/27/97)	36
	W.W. Walsh	Crete (1906-07)	36
10.	Andrew White III	Penn State (2/13/16)	35
	Shavon Shields	Omaha (11/25/14)	35
	Terran Petteway	Minnesota (1/26/14)	35
	Eric Piatkowski	Texas (11/28/93)	35
	Dave Hoppen	Southern Colo. (11/29/84)	35
	Herschell Turner	vs. Missouri (12/30/59)	35
16.	Glynn Watson Jr.	Iowa (1/5/17)	34
	Tyronn Lue	Western Illinois (11/19/97)	34
	Andre Smith	E. Washington (12/3/79)	34
	Jerry Fort	at Kansas State (1/17/76)	34
	Chuck Jura	at Oklahoma St. (1/26/72)	34
	Bill Johnson	Missouri (1/18/54)	34
	W.E. Anderson	Kansas (3/2/1900)	34
23.	Shavon Shields	Illinois (2/12/14)	33
	Eric Piatkowski	Kansas (2/23/94)	33
	Dave Hoppen	at Oklahoma St. (1/19/85)	33
	Dave Hoppen	vs. Calif.-Irvine (12/28/84)	33
	Andre Smith	Wisconsin-Oshkosh (1/4/80)	33
	Andre Smith	Ala.-Birmingham (12/22/79)	33
	Jerry Fort	Missouri (2/16/74)	33
	Chuck Jura	Kansas (2/19/72)	33
	Marvin Stewart	Nevada (12/14/70)	33
	Tom Baack	vs. Marshall (3/13/67)	33
	Fred Hare	at Texas (12/18/64)	33
34.	Shavon Shields	Purdue (3/1/16)	32
	Terran Petteway	Michigan State (1/24/15)	32
	Aleks Maric	Missouri (2/13/08)	32
	Eric Piatkowski	Oklahoma State (3/2/94)	32
	Dave Hoppen	at Montana St. (12/14/85)	32
	Dave Hoppen	at Oklahoma (2/6/85)	32
	Dave Hoppen	at Colorado State (1/12/85)	32
	Jerry Fort	Oklahoma (2/12/75)	32
	Marvin Stewart	Iowa State (1/16/71)	32
	Marvin Stewart	Iowa State (2/15/69)	32
44.	Aleks Maric	Missouri (2/24/07)	31
	Tyronn Lue	at Colorado (2/21/98)	31
	Jaron Boone	at Colorado (2/8/95)	31
	Rich King	Harvard (12/1/89)	31
	Eric Johnson	Creighton (11/26/88)	31
	Jerry Fort	vs. Oklahoma St. (12/28/73)	31
	Harold Cebrun	Wyoming (12/2/63)	31
	Herschell Turner	at Missouri (3/2/59)	31
52.	Andrew White III	Abilene Christian (12/5/15)	30
	Terran Petteway	vs. UMass (11/21/13)	30
	Ray Gallegos	at Minnesota (1/29/13)	30
	Aleks Maric	IPFW (11/26/07)	30
	Tyronn Lue	Colorado (1/11/98)	30
	Tyronn Lue	at Iowa State (2/22/97)	30
	Tyronn Lue	at Oklahoma (1/25/97)	30
	Tyronn Lue	vs. Oregon (11/25/95)	30
	Jaron Boone	vs. Oregon (11/25/95)	30
	Dapreis Owens	E. Washington (12/21/91)	30
	Eric Johnson	Michigan State (11/30/89)	30
	Dave Hoppen	South Dakota (12/1/84)	30
	Andre Smith	vs. Michigan (3/6/80)	30
	Lee Harris	Texas Christian (12/11/72)	30
	Marvin Stewart	at Missouri (2/27/71)	30
	Charlie Jones	at Texas Tech (12/1/62)	30
	Herschell Turner	Detroit (1/31/59)	30
	Herschell Turner	vs. Oklahoma St. (12/27/58)	30
	Don Weber	vs. Kansas State (12/28/53)	30

RECORDS

SINGLE-GAME POINTS, FRESHMAN

No.	Player	Points	Opponent	Date	No.	Player	Points	Opponent	Date
1.	Tyronn Lue	30	vs. Oregon	11/25/95	7.	Joe McCray	26	Iowa State	2/8/05
2.	Shavon Shields	29	at Penn State	1/19/13		Bob Siegel	26	Iowa State	2/5/74
3.	Ryan Anderson	29	at Hawaii	12/22/06	10.	Christian Standhardinger	25	at Iowa State	2/24/10
4.	Jamel White	28	Missouri	1/28/06		Dave Hoppen	25	Iowa State	2/19/83
	Erick Strickland	28	Missouri	1/30/93					
6.	Dave Hoppen	27	Kansas State	1/26/83					

POINTS - GAME

- Overall:**
42, Eric Piatkowski, vs. Oklahoma,
at Kansas City, March 11, 1994 (B8T)
- At Home:**
41, Aleks Maric, vs. Kansas State, Feb. 13, 2007
- Away:**
37, Aleks Maric, at Iowa State, Feb. 15, 2006
- Neutral:**
42, Eric Piatkowski, vs. Oklahoma,
at Kansas City, March 11, 1994 (B8T)
- Half:**
24, Aleks Maric, vs. Missouri, Feb. 13, 2008 (2nd)
24, Tyronn Lue, vs. Virginia, Dec. 27, 1997 (2nd)
24, Dave Hoppen, vs. South Dakota, Dec. 1, 1984 (1st)
24, Jerry Fort, vs. Missouri, Feb. 22, 1975 (2nd)
- Losing Effort:**
38, Tom Russell, vs. Kansas, Feb. 21, 1962
- Freshman:**
30, Tyronn Lue, vs. Oregon, Nov. 25, 1995
- Sophomore:**
37, Aleks Maric, at Iowa State, Feb. 15, 2006
- Junior:**
41, Aleks Maric, vs. Kansas State, Feb. 13, 2007
- Senior:**
42, Eric Piatkowski, vs. Oklahoma,
at Kansas City, March 11, 1994 (B8T)
- Two Players:**
65, Eric Piatkowski (42) and Bruce Chubick (23),
vs. Oklahoma, at Kansas City,
March 11, 1994 (B8T)
- By Opponent:**
46, Wilt Chamberlain, at Kansas, Feb. 8, 1958
46, Joe Scott, at Missouri, March 6, 1961
46, George Stone, Marshall, March 13, 1967 (NIT)
- By Opponent, Half:**
28, Jim McKean, Washington St., Dec. 12, 1966
- By Opponent, Two Players:**
70, George Stone (46) and Danny D'Antoni (24),
Marshall, March 13, 1967 (NIT)

POINTS - SEASON

- Overall:**
704, Dave Hoppen, 1984-85 (30 games)
- Conference:**
349, Tyronn Lue, 1997-98 (16 games)
- Average:**
23.5, Dave Hoppen, 1984-85 (704 in 30 games)
- Conference Average:**
23.0, Dave Hoppen, 1984-85 (322 in 14 games)
- Freshman:**
445, Dave Hoppen, 1982-83 (32 games)
- Sophomore:**
603, Tyronn Lue, 1996-97 (32 games)
- Junior:**
704, Dave Hoppen, 1984-85 (30 games)
- Senior:**
646, Eric Piatkowski, 1993-94 (31 games)
- 20-Point-or-Better Scoring Games:**
21, Dave Hoppen, 1984-85
- Consecutive 20-Point-or-Better Scoring Games:**
10, Dave Hoppen, 1984-85
- Consecutive Double-Figure Scoring Games by a Freshman:**
9, Joe McCray, Dec. 18, 2004 to Jan. 22, 2005
and Feb. 8 to March 10, 2005

POINTS - CAREER

- Overall:**
2,167, Dave Hoppen, 1983-86 (111 games)
- Conference:**
1,055, Jerry Fort, 1973-76 (56 games)
- Average:**
19.5, Dave Hoppen, 1983-86
(2,167 in 111 games)
- Conference Average:**
20.3, Dave Hoppen, 1983-86
(975 in 48 games)
- 20-Point-or-Better Scoring Games:**
56, Dave Hoppen, 1983-86
- Consecutive Games in Double Figures:**
84, Dave Hoppen, March 11, 1983 to Feb. 1, 1986

FIELD GOALS - GAME

- Made:**
16, Marvin Stewart, vs. Nevada,
Dec. 14, 1970 (24 attempts)
- Conference Made:**
15, Aleks Maric, vs. Iowa State, Feb. 28, 2007
15, Jerry Fort, three times
- Attempted:**
34, by several players
- No Misses:**
9, Chuck Jura, vs. Iowa, Dec. 5, 1970
9, Dave Hoppen, vs. S. Illinois, Nov. 26, 1985
9, Venson Hamilton, vs. Iowa St., Feb. 3, 1996
9, Mikki Moore at Nevada, March 18, 1997 (NIT)
9, Ade Dagunduro vs. UMBC, Dec. 23, 2008
- No Misses, Conference Game:**
9, Venson Hamilton, vs. Iowa St., Feb. 3, 1996
- Consecutive Made (Multiple Games):**
15, Ade Dagunduro, Dec. 20 to Dec. 30, 2008 (3 games)
- Opponent Made:**
20, George Stone, Marshall,
March 13, 1967 (NIT, 38 attempts)
- Opponent Attempted:**
38, George Stone, Marshall,
March 13, 1967 (NIT, 20 made)
- Opponent Made, No Misses:**
11, Lanny Van Eman, at Wichita St., Dec. 4, 1961

FIELD GOALS - SEASON

- Made:**
270, Dave Hoppen, 1984-85 (418 attempts)
- Conference Made:**
132, Jerry Fort, 1974-75 (294 attempts)
- Attempted:**
547, Tyronn Lue, 1997-98 (240 made)
- Conference Attempted:**
294, Jerry Fort, 1974-75 (132 made)
- Percentage*:**
.672, Larry Cox, 1975-76 (133-198)
- Conference Percentage*:**
.648, Dave Hoppen, 1984-85 (127-196)
- Freshman Percentage:**
.563, Mike Naderer, 1977-78 (63-112)
- *Minimum 5 attempts per team game

FIELD GOALS - CAREER

- Made:**
804, Dave Hoppen, 1983-86 (1,341 attempts)
- Conference Made:**
438, Jerry Fort, 1973-76 (1,018 attempts)
- Attempted:**
1,793, Jerry Fort, 1973-76 (777 made)
- Conference Attempted:**
1,018, Jerry Fort, 1973-76 (438 made)
- Percentage*:**
.625, Larry Cox, 1974-76 (270-432)
- Conference Percentage**:**
.619, Larry Cox, 1974-76 (159-257)
- *Minimum 400 attempts; **Minimum 200 attempts

3-PT. FIELD GOALS - GAME

- Made:**
8, Cary Cochran, vs. Baylor, Feb. 27, 2002 (13 att.)
- Conference Made:**
8, Cary Cochran, vs. Baylor, Feb. 27, 2002 (13 att.)
- Attempted:**
16, Ray Gallegos, at Michigan, Jan. 9, 2013 (4 made)



Nebraska's all-time leading scorer and the only player in school history with more than 2,000 career points, Dave Hoppen was the first Husker player to have his jersey (42) retired.

Percentage*:

- 1.000, Ryan Anderson (5-5), at Rutgers, Dec. 2, 2006
- 1.000, Brian Conklin (5-5), vs. Missouri, Feb. 7, 2004
- 1.000, Cary Cochran (5-5), at Missouri, Jan. 6, 2001

Conference Percentage*:

- 1.000, Brian Conklin (5-5), vs. Missouri, Feb. 7, 2004
- 1.000, Cary Cochran (5-5), at Missouri, Jan. 6, 2001

Opponent Made:

- 8, Obi Muonelo, Oklahoma State, March 5, 2007 (11 att.)
- 8, Josh Carter, Texas A&M, Feb. 10, 2007 (11 att.)
- 8, Devin Brown, UT-San Antonio, Nov. 28, 2001 (13 att.)
- 8, Eric Martin, at Oklahoma, Jan. 20, 1999 (10 att.)
- 8, Jerald Brown, Texas A&M, Jan. 11, 1997 (10 att.)
- 8, Randy Rutherford, Oklahoma State, Feb. 1, 1995 (14 att.)
- 8, Dave Sieger, at Oklahoma, Feb. 21, 1987 (13 att.)

Opponent Attempted:

- 17, Dominick Young, at Fresno State, March 22, 1996 (5 made)

Opponent, No Misses:

- 6, Craig Michaelis, at Miami (Ohio), Nov. 27, 1989

*Minimum 5 attempts

3-PT. FIELD GOALS - SEASON

Made:

- 89, Cary Cochran, 2001-02 (207 att.)

Conference Made:

- 53, Cary Cochran, 2001-02 (121 att.)

Freshman Made:

- 80, Joe McCray, 2004-05 (226 att.)

Attempted:

- 271, Ray Gallegos, 2012-13 (83 made)

Conference Attempted:

- 166, Ray Gallegos, 2012-03 (49 made)

Percentage*:

- .559, Brian Conklin, 2003-04 (66-118)

Conference Percentage*:

- .617, Brian Conklin, 2003-04 (37-60)

Freshman Percentage*:

- .463, Jay-R Strowbridge, 2006-07 (25-54)

Consecutive Games 3-Point Goal Scored:

- 35, Cary Cochran, Dec. 20, 2000 to Jan. 5, 2002

*Minimum 1.5 attempts per team game

3-PT. FIELD GOALS - CAREER

Made:

- 268, Cary Cochran, 1999-02 (630 att.)

Conference Made:

- 156, Cary Cochran, 1999-02 (356 att.)

Attempted:

- 630, Cary Cochran, 1999-02 (268 made)

Conference Attempted:

- 356, Cary Cochran, 1999-02 (156 made)

Percentage:

- .431, Brian Conklin, 2001-04 (173-401)

Conference Percentage:

- .463, Henry T. Buchanan, 1987-88 (38-82)

FREE THROWS - GAME

Made:

- 18, David Ponce, at Creighton, Dec. 4, 1982 (19 att.)

Conference Made:

- 16, Tom Russell, vs. Kansas, Feb. 21, 1962 (17 att.)

Attempted:

- 25, Aleks Maric, vs. Kansas State, Feb. 13, 2007 (15 made)

Conference Attempted:

- 25, Aleks Maric, vs. Kansas State, Feb. 13, 2007 (15 made)

No Misses:

- 15, Shavon Shields, vs. Illinois, Feb. 12, 2014
- 15, Jack Moore, vs. Oklahoma St., Feb. 10, 1982

Opponent Made:

- 18, Wilt Chamberlain, at Kansas, Feb. 8, 1958 (23 att.)

Opponent Attempted:

- 23, Wilt Chamberlain, at Kansas, Feb. 8, 1958 (18 made)

Opponent Made, No Misses:

- 15, John Crawford, Iowa State, at Kansas City Dec. 29, 1956 (Holiday Tournament)
- 15, Kyle Randall, Central Michigan, Dec. 22, 2012

FREE THROWS - SEASON

Made:

- 184, Jack Moore, 1979-80 (211 att.)

Conference Made:

- 93, Terran Petteway, 2013-14 (118 att.)

Attempted:

- 227; Kimani Ffriend, 1999-00 (115 made)

Conference Attempted:

- 132; Aleks Maric, 2006-07 (88 made)

Percentage*:

- .939, Jack Moore, 1981-82 (123-131)

Conference Percentage*:

- .938, Jack Moore, 1981-82 (60-64)

Freshman Percentage*:

- .837, Eric Piatkowski, 1990-91 (72-86)

Consecutive Made:

- 39, Jack Moore, Jan. 27 to Feb. 15, 1982

*Minimum 2 attempts per team game

FREE THROWS - CAREER

Made:

- 559, Dave Hoppen, 1983-86 (724 att.)

Conference Made:

- 267, Dave Hoppen, 1983-86 (338 att.)

Attempted:

- 724, Dave Hoppen, 1983-86 (559 made)

Conference Attempted:

- 371, Aleks Maric, 2005-08 (254 made)

Percentage*:

- .901, Jack Moore, 1979-82 (446-495)

Conference Percentage*:

- .877, Jack Moore, 1979-82 (185-211)

*Minimum 200 attempts

REBOUNDS - GAME

Rebounds:

- 26, Bill Johnson, vs. Iowa State, Jan. 4, 1954

Half:

- 15, Carl McPipe, vs. California-Davis, Dec. 16, 1977 (1st)

Two Players:

- 39, Leroy Chalk (20) and Chuck Jura (19), vs. Colorado, March 6, 1971

Opponent:

- 24, Bill Bridges, Kansas, twice
- 24, Andy Hopson, at Oklahoma St., Jan. 26, 1974

Opponent Two Players:

- 39, Dave DeBusschere (23) and Charlie North (16) at Detroit, Dec. 17, 1960

REBOUNDS - SEASON

Overall:

- 335, Aleks Maric, 2007-08 (33 games)
- 335, Venson Hamilton, 1998-99 (33 games)

Conference:

- 186, Aleks Maric, 2007-08 (16 games)

Freshman:

- 169, Aleks Maric, 2004-05 (27 games)

Average:

- 11.7, Chuck Jura, 1971-72 (305 in 26 games)

Conference Average:

- 11.6, Aleks Maric, 2007-08 (186 in 16 games)



Eric Piatkowski helped Nebraska to four straight NCAA Tournament appearances in the early 1990s and posted 1,934 career points to rank second on the Nebraska scoring chart.



Brian Carr holds the Husker career assist record with 682 and is more than 200 assists ahead of second place.

REBOUNDS - CAREER

Overall:
1,080, Venson Hamilton, 1996-99 (129 games)
Conference:
574, Aleks Maric, 2005-08 (64 games)
Average:
10.4, Rex Ekwall, 1955-57 (679 in 65 games)
Conference Average:
10.5, Leroy Chalk, 1969-71 (442 in 42 games)

ASSISTS - GAME

Assists:
18, Brian Carr, at Evansville, Jan. 3, 1985
Conference*:
13, Brian Carr, vs. Missouri, Jan. 28, 1987
Half:
10, Brian Carr, at Evansville, Jan. 3, 1985 (2nd)
10, Charles Richardson Jr., at Rutgers,
Dec. 2, 2006 (2nd)

Opponent:

18, Tom Kivisto, Kansas, at Kansas City,
Dec. 29, 1973 (Big Eight Holiday Tournament)

*Note: Carr had 14 assists at Kansas in a Big Eight Tournament game, March 5, 1985.

ASSISTS - SEASON

Assists:
237, Brian Carr, 1984-85 (30 games)
Conference:
113, Brian Carr, 1984-85 (14 games)
Freshman:
144, Tyronn Lue, 1995-96 (35 games)
Average:
7.90, Brian Carr, 1984-85 (237 in 30 games)
Conference Average:
8.10, Brian Carr, 1984-85 (113 in 14 games)

ASSISTS - CAREER

Assists:
682, Brian Carr, 1984-87 (123 games)
Conference:
297, Brian Carr, 1984-87 (56 games)
Average:
5.54, Brian Carr, 1984-87 (682 in 123 games)

Conference Average:

5.30, Brian Carr, 1984-87 (297 in 56 games)
Note: Assist records available only since 1974.

STEALS - GAME

Steals:
8, Greg Downing, vs. UMKC, Dec. 8, 1982
8, Cookie Belcher, at Texas Tech, Feb. 20, 1999
8, Venson Hamilton, vs. Texas Tech,
March 4, 1999 (B12T)
8, Cookie Belcher, vs. Oklahoma St., Feb. 7, 2001
Conference:
8, Cookie Belcher, at Texas Tech, Feb. 20, 1999
8, Cookie Belcher, vs. Oklahoma St., Feb. 7, 2001
Opponent:
8, Alvin Robertson, at Arkansas, Jan. 3, 1983
8, Dominick Young, at Fresno St., March 22, 1996
8, Jose Winston, Colorado, Jan. 23, 1999

STEALS - SEASON

Steals:
102, Cookie Belcher, 1998-99 (32 games)
Freshman:
87, Cookie Belcher, 1996-97 (33 games)

STEALS - CAREER

Steals:
353, Cookie Belcher, 1997-2001 (131 games)
Conference:
163, Cookie Belcher, 1997-2001 (64 games)
Note: Steal statistics available only since 1978.

BLOCKS - GAME

Blocks:
9, Mikki Moore, vs. Coppin State, Dec. 6, 1996
Conference:
7, Rich King, at Oklahoma State, Jan. 20, 1990
7, Kimani Ffriend, at Kansas St., Jan. 30, 2001
7, John Turek, vs. Colorado, March 2, 2005
Opponent:
8, Mike Watkins, Penn State, March 8, 2017 (B1G)
8, Walter Downing, DePaul, March 28, 1983 (NIT)
8, John Flippen, Baylor, March 9, 2000 (B12)
8, Diamond Stone, Maryland, Feb. 3, 2016

BLOCKS - SEASON

Blocks:
91, Derrick Chandler, 1991-92 (29 games)
Conference:
43, Venson Hamilton, 1998-99 (16 games)
Freshman:
41, Jorge Brian Diaz, 2009-10 (33 games)

BLOCKS - CAREER

Blocks:
241, Venson Hamilton, 1996-99 (129 games)
Conference:
106, Venson Hamilton, 1996-99 (59 games)
Note: Blocked shot statistics available only since 1978.

MINUTES PLAYED - GAME

Minutes Played:
60, Jack Moore and Andre Smith,
vs. UAB, Dec. 22, 1979 (4OT)

PLAYING TIME - SEASON

Games Played:
35, Terrance Badgett, Bernard Garner,
Tyronn Lue, Mikki Moore, Erick Strickland, 1995-96
Games Started:
34, Beau Reid, Clifford Scales, 1990-91
34, Jaron Boone, Bernard Garner, Tyronn Lue,
Erick Strickland, 1995-96
34, Andrew White III, Benny Parker, 2015-16
Minutes Played:
1,237, Ray Gallegos, 2012-13 (33 games)
Conference Minutes Played:
694, Ray Gallegos, 2012-13 (18 games)
Minutes Played Per Game:
38.5, Dave Hoppen, 1984-85 (1,155 in 30 games)
Conference Minutes Played Per Game:
39.1, Dave Hoppen, 1984-85 (548 in 14 games)

PLAYING TIME - CAREER

Games Played:
131, Cookie Belcher, 1997-2001
Consecutive Games Played:
130, Benny Parker, 2013-16
Games Started:
128, Cookie Belcher, 1997-2001 (131 games)
Consecutive Games Started:
111, Dave Hoppen, 1983-86
Minutes Played:
4,095, Cookie Belcher, 1997-2001 (131 games)
Conference Minutes Played:
2,230, Shavon Shields, 2013-16 (68 games)
Minutes Played Per Game, Four-Year Career:
33.4, Dave Hoppen, 1983-86 (3,711 in 111 games)
Minutes Played Per Game, Three-Year Career:
34.5, Andre Smith, 1979-81 (2,901 in 84
games; minutes not available for Smith's
freshman year, 1978)
Minutes Played Per Game, Two-Year Career:
33.3, Stan Cloudy, 1983-84 (2,066 in 62 games)
Conference Minutes Played Per Game:
35.5, Tyronn Lue, 1996-98 (1,633 in 46 games)

POINTS - GAME

Overall:
117, vs. Oklahoma (113), at Kansas City, Mo., March 8, 1991 (OT, B8T); vs. Harvard (79), Dec. 1, 1989

Conference:
111, at Oklahoma (99), Jan. 26, 1991; at Oklahoma (115), Feb. 14, 1994 (OT)

Home Court:
117, vs. Harvard (79), Dec. 1, 1989

Opponent's Court:
111, at Oklahoma (99), Jan. 26, 1991
111, at Oklahoma (115), Feb. 14, 1994 (OT)

Neutral Court:
117, vs. Oklahoma (113), at Kansas City, Mo., March 8, 1991 (OT, B8T)

First Half:
64, vs. Tennessee Tech, Dec. 14, 1990

Second Half:
66, vs. Oklahoma, Feb. 16, 1991

Both Teams:
230, at Oklahoma (133), Nebraska (97), Feb. 21, 1987
230, Nebraska (117), Oklahoma (113), at Kansas City, Mo., March 8, 1991 (OT, B8T)

Losing Effort:
111, at Oklahoma (115), Feb. 14, 1994 (OT)

Margin of Victory:
74, Nebraska (82), at Crete (8), Jan. 4, 1907

Margin of Defeat:
56, at Kansas (102), Nebraska (46), Feb. 8, 1958

Players Scoring in Double Figures:
8, at Oklahoma, Jan. 26, 1991,
[Tony Farmer (22), Carl Hayes (16), Beau Reid (14), Rich King (12), Jose Ramos (12), Eric Piatkowski (11), Keith Moody (11), Clifford Scales (10)]
8, vs. Appalachian State, Dec. 31, 1994,
[Erick Strickland (21), Jaron Boone (17), Mikki Moore (12), Chris Sallee (12), Tom Wald (11), Melvin Brooks (10), Terrance Badgett (10), Chester Surlis (10)]

Opponent:
133, at Oklahoma (NU 97), Feb. 21, 1987

Opponent, Half:
70, at Oklahoma, Feb. 21, 1987 (2nd)

POINTS - SEASON

Overall:
2,977, 1990-91 (34 games)

Conference:
1,219, 1993-94 (14 games)

Average:
87.6, 1990-91 (2,977 in 34 games)

Conference Average:
87.1, 1993-94 (1,219 in 14 games)

Opponent:
2,672, 1990-91 (34 games)

Opponent, Conference:
1,297, 1989-90 (14 games)

Opponent Average:
86.1, 1989-90 (2,410 points in 28 games)

Opponent Conference Average:
92.6, 1989-90 (1,297 in 14 games)

NU 100-Point Games:
7, 1990-91

Opponent 100-Point Games:
6, 1989-90

FIELD GOALS - GAME

Made:
51, vs. Nevada, Dec. 14, 1970 (81 att.)

Conference Made:
44, vs. Missouri, Jan. 28, 1967 (86 att.)

Attempted:
97, vs. Cal State Fullerton, Dec. 4, 1967 (41 made)

Conference Attempted:
83, vs. Oklahoma, Jan. 25, 1992 (28 made)

Percentage:
.750, vs. Nebraska-Omaha, Jan. 25, 1988 (42-56)

Conference Percentage:
.679, at Kansas, Feb. 5, 1980 (19-28)

Half Percentage:
.840, vs. Nebraska-Omaha, Jan. 25, 1988 (21-25, 1st)

Conference Half Percentage:
.833, vs. Iowa State, Feb. 21, 1985 (15-18, 2nd)

Opponent Made:
50, at Oklahoma, Feb. 21, 1987 (88 att.)

Opponent Attempted:
91, three times, most recently at Southern Utah, Nov. 30, 1991 (39 made)

Opponent Percentage:
.771, Kansas State, at Nebraska, Feb. 3, 1982 (27-35)

Opponent Half Percentage:
.857, Kansas State, at Nebraska, Feb. 3, 1982 (12-14, 1st)

FIELD GOALS - SEASON

Made:
1,081, 1990-91 (2,185 att.)

Conference Made:
439, 1997-98 (976 att.)

Attempted:
2,185, 1990-91 (1,081 made)

Conference Attempted:
976, 1997-98 (439 made)

Percentage:
.514, 1983-84 (786-1,529)

Conference Percentage:
.511, 1982-83 (346-677)

Opponent Percentage:

.521, 1979-80 (856-1,644)
Opponent Conference Percentage:
.530, 1979-80 (366-694)

3-PT. FIELD GOALS - GAME

Made:
18, vs. Kansas, Feb. 24, 2002 (37 att.)

Attempted:
37, vs. Kansas, Feb. 24, 2002 (18 made)

Percentage*:
.750, vs. Texas-Pan American, Dec. 2, 2009 (9-12)

Conference Percentage*:
.667, at Kansas State, Feb. 17, 2010 (14-21)

Opponent Made:
17, at Oklahoma, Feb. 21, 1987 (27 att.)

Opponent Attempted:
37, Baylor, Feb. 14, 1998 (9 made)

Opponent Percentage*:
.765, at Kansas State, Jan. 10, 1987 (13-17)

*Minimum 10 attempts

3-PT. FIELD GOALS - SEASON

Made:
267, 2001-02 (729 att.)

Conference Made:
167, 2001-02 (447 att.)

Attempted:
729, 2001-02 (267 made)

Conference Attempted:
447, 2001-02 (167 made)

Percentage:
.397, 2009-10 (217-547)

Conference Percentage:
.413, 1986-87 (52-126)

Opponent Percentage:
.423, 1986-87 (143-338)

Opponent Conference Percentage:
.500, 1986-87 (59-118)



Before leaving a year early for the NBA Draft, Tyrone Lue led NU to three postseason tournament appearances. He ranks ninth on the Nebraska career scoring chart and fourth in career assists and was inducted into the Nebraska Basketball Hall of Fame in 2013.

**FREE THROWS - GAME**

Made:
43, vs. Texas, Jan. 3, 1996 (59 att.)

Attempted:
60, vs. Kansas State, Jan. 11, 1954 (36 made)

No Misses:
17, at Oklahoma State, Jan. 31, 1979

No Misses, Half:
17, vs. Oklahoma, at Kansas City,
March 8, 1991 (1st, B8T)

Consecutive Made:
25 vs. Oklahoma, at Kansas City, Dec. 28, 1967

Opponent Made:
44, Oklahoma State, at Nebraska, Feb. 14, 1990 (52 att.)

Opponent Attempted:
52, Oklahoma St., at Nebraska, Feb. 14, 1990 (44 made)

Opponent No Misses:
16, at Kansas State, Jan. 26, 1980

FREE THROWS - SEASON

Made:
690, 1990-91 (981 att.)

Conference Made:
301, 1990-91 (417 att.)

Attempted:
981, 1990-91 (690 made)

Conference Attempted:
417, 1990-91 (301 made)

Percentage:
.767, 2011-12 (335-437)

Conference Percentage:
.782, 1993-94 (258-330)

Consecutive Made:
34, 1985-86 (last 13 at Oklahoma, Jan. 29;
first 21 at Colorado, Feb. 1)

Opponent Percentage:
.750, 1979-80 (389-519)

Opponent Conference Percentage:
.800, 1979-80 (179-212)

REBOUNDS - GAME

Rebounds:
77, vs. Kansas State, Feb. 18, 1957

Opponent:
77, at Kansas, Feb. 23, 1957

REBOUNDS - SEASON

Rebounds:
1,454, 1990-91 (34 games)

Conference:
655, 1959-60 (14 games)

Average:
48.8, 1959-60 (1,170 in 24 games)

Conference Average:
46.8, 1959-60 (655 in 14 games)

Highest Margin:
+6.6, 1990-91 (42.8-36.2)

Opponent Average:
49.6, 1959-60 (1,191 in 24 games)

ASSISTS - GAME

Assists:
36, vs. Montana State, Dec. 23, 1977

Conference:
31, vs. Iowa State, Feb. 4, 1973

Opponent:
36, at Oklahoma, Feb. 21, 1987

ASSISTS - SEASON

Assists:
696, 1990-91 (34 games)

Conference:
289, 1984-85 (14 games)

Average:
20.5, 1984-85 (615 in 30 games)

Conference Average:
20.6, 1984-85 (289 in 14 games)

Opponent:
579, 1990-91 (34 games)

Opponent Conference:
309, 1989-90 (14 games)

Note: Assist statistics available only since 1974.

TURNOVERS - GAME

Fewest:
2, vs. Purdue, Jan. 16, 2013

Most:
31, at Creighton, Dec. 11, 2005

Fewest by Opponent:
4, at Evansville, Jan. 3, 1985
4, Western Kentucky, March 14, 1986 (NCAA)
4, Missouri, March 10, 2010 (B12T)

Most by Opponent:
35, Denver, at Nebraska, Nov. 26, 1982

TURNOVERS - SEASON

Fewest:
302, 1981-82 (28 games)

Fewest Conference:
132, 1981-82 (14 games)

Most:
627, 1995-96 (35 games)

Most Conference:
310, 1999-00 (16 games)

Fewest Per Game:
10.7, 2012-13 (352 in 33 games)

Most Per Game:
19.3, 1999-00 (579 in 30 games)

Fewest Opponent:
363, 1985-86 (30 games)

Fewest Opponent Conference:
168, 1984-85 (14 games)

Most Opponent:
618, 1990-91 (34 games)

Most Opponent Conference:
291, 1998-99 (16 games)

Note: Turnover statistics available only since 1978.

BLOCKED SHOTS - GAME

Most:
15, vs. Coppin State, Dec. 6, 1996

Conference:
12, vs. Colorado, March 2, 2005

Opponent:
17, at Iowa State, Jan. 25, 2003

BLOCKED SHOTS - SEASON

Most:
202, 1996-97 (33 games)

Conference:
85, 1996-97 (16 games)

Opponent:
144, 2002-03 (30 games)

Opponent Conference:
95, 2002-03 (16 games)

Note: Blocked shot statistics available only since 1978.

STEALS - GAME

Steals:
23, vs. Texas Tech, March 4, 1999 (B12T)

Conference:
21, vs. Texas, Jan. 10, 1999

Opponent:
20, at Oklahoma, Jan. 14, 1993

STEALS - SEASON

Steals:
359, 1998-99 (33 games)

Conference:
166, 1998-99 (16 games)

Opponent:
327, 1995-96 (35 games)

Opponent Conference:
165, 1991-92 (14 games)

Note: Steal statistics available only since 1978.

GAMES PLAYED - SEASON

Played:
35, 1995-96 (21-14)

Victories:
26, 1990-91 (8 losses)

Conference Victories:
12, 1915-16 (12-0)
12, 1965-66 (12-2)

Home Victories:
17, 2010-11 (2 losses)
17*, 2007-08 (3 losses)
17, 1982-83 (1 loss)
* game at Qwest Center Omaha considered home game

Road Victories:
12, 1990-91 (7 losses)

Percentage:
.933, 1911-12 (14-1)

Conference Percentage:
1.000, 1911-12 (8-0)
1.000, 1912-13 (10-0)
1.000, 1913-14 (7-0)
1.000, 1915-16 (12-0)

Losses:
19, 1962-63 (6 wins); 1999-2000 (11 wins);
2002-03 (11 wins); 2016-17 (12 wins)

Conference Losses:
14, 2009-10 (2 wins); 2011-12 (4 wins)

Home Losses:
9, 1931-32 (1 win); 1962-63 (4 wins)

Road Losses:
13, 1951-52 (0 wins)
13, 1963-64 (1 win)
13, 1999-00 (1 win)
13, 2002-03 (3 wins)

Overtime Games:
4, 1955-56 (won 3)
4, 1979-80 (won 3)
4, 1986-87 (won 4)
4, 1996-97 (won 2)
4, 2007-08 (won 1)

Overtimes, Single Game:
4, Nebraska 92, UAB 84, at Nebraska, Dec. 22, 1979



2017-18 NEBRASKA BASKETBALL SINGLE-SEASON RECORDS

POINTS SCORED

1.	Dave Hoppen (1985)	704
2.	Tyronn Lue (1998)	678
3.	Eric Piatkowski (1994)	646
4.	Tyronn Lue (1997)	603
5.	Andre Smith (1980)	600
6.	Dave Hoppen (1984)	598
7.	Terran Petteway (2014)	579
8.	Terran Petteway (2015)	564
9.	Andrew White III (2016)	563
10.	Jaron Boone (1995)	559

SCORING AVERAGE (min. 400 pts.)

	G	Pts.	Avg.	
1.	Dave Hoppen (1985)	30	704	23.5
2.	Dave Hoppen (1986)	19	420	22.1
3.	Eric Piatkowski (1994)	30	646	21.5
4.	Marvin Stewart (1971)	26	556	21.4
5.	Chuck Jura (1972)	26	551	21.2
6.	Tyronn Lue (1998)	32	678	21.2
7.	Jerry Fort (1975)	26	525	20.2
8.	Dave Hoppen (1984)	30	598	19.9
9.	Andre Smith (1980)	31	600	19.4
10.	Stuart Lantz (1968)	25	482	19.3

FIELD GOALS MADE

1.	Dave Hoppen (1985)	270
2.	Tyronn Lue (1998)	240
3.	Andre Smith (1980)	237
4.	Eric Piatkowski (1994)	226
5.	Dave Hoppen (1984)	220
6.	Chuck Jura (1972)	220
7.	Jerry Fort (1975)	218
8.	Marvin Stewart (1971)	215
9.	Tyronn Lue (1997)	215
10.	Jerry Fort (1974)	207

FIELD GOALS ATTEMPTED

1.	Tyronn Lue (1998)	547
2.	Jerry Fort (1975)	508
3.	Jerry Fort (1974)	484
4.	Jim Buchanan (1952)	484
5.	Tyronn Lue (1997)	476
6.	Terran Petteway (2015)	465
7.	Eric Piatkowski (1994)	456
8.	Jaron Boone (1995)	455
9.	Jerry Fort (1976)	452
10.	Tai Webster (2017)	435

FIELD GOAL PCT. (min. 5 att./team game)

	FG-FGA	Pct.	
1.	Larry Cox (1976)	133-198	.672
2.	Dave Hoppen (1985)	270-418	.646
3.	Kimani Ffriend (2001)	144-231	.623
4.	Dave Hoppen (1986)	151-245	.616
5.	Andre Smith (1980)	237-388	.611
6.	Steffon Bradford (2001)	155-257	.603
7.	Dave Hoppen (1984)	220-367	.599
8.	Chuck Jura (1971)	181-306	.592
9.	Pete Manning (1988)	111-188	.590
10.	Andre Smith (1981)	185-314	.589

3-POINT FIELD GOALS MADE

1.	Cary Cochran (2002)	89
2.	Andrew White III (2016)	87
3.	Ray Gallegos (2013)	83
4.	Joe McCray (2005)	80
5.	Cary Cochran (2001)	78
6.	Tyronn Lue (1998)	78
7.	Jaron Boone (1995)	70
8.	Terran Petteway (2015)	68
9.	Marcus Perry (2007)	67
10.	Brian Conklin (2004)	66

3-POINT FIELD GOALS ATTEMPTED

1.	Ray Gallegos (2013)	271
2.	Joe McCray (2005)	226
3.	Terran Petteway (2015)	217
4.	Andrew White III (2016)	211
5.	Tyronn Lue (1998)	209
6.	Cary Cochran (2002)	207
7.	Bo Spencer (2012)	185
8.	Jaron Boone (1995)	182
9.	Eric Piatkowski (1994)	172
10.	Jaron Boone (1996)	167

3-POINT PCT. (min. 25 made)

	3FG-Att.	Pct.	
1.	Brian Conklin (2004)	66-118	.559
2.	Cary Cochran (2001)	78-165	.473
3.	Jay-R Strowbridge (2007)	25-54	.473
4.	Clifford Scales (1991)	26-57	.456
5.	Henry T. Buchanan (1987)	28-62	.452
6.	Eshaunte Jones (2010)	40-92	.435
7.	Brian Conklin (2002)	65-150	.433
8.	Ryan Anderson (2007)	48-111	.432
9.	Cary Cochran (2002)	89-207	.430
10.	Ryan Anderson (2010)	54-126	.429

FREE THROWS MADE

1.	Jack Moore (1980)	184
2.	Terran Petteway (2014)	167
3.	Dave Hoppen (1985)	164
4.	Dave Hoppen (1984)	158
5.	Aleks Maric (2007)	147
6.	Bob Grattopp (1969)	141
7.	Tom Russell (1962)	140
8.	Shavon Shields (2015)	139
9.	Tony Farmer (1991)	137
10.	Aleks Maric (2008)	136
11.	Stuart Lantz (1968)	136
12.	Herschell Turner (1959)	136

FREE THROWS ATTEMPTED

1.	Kimani Ffriend (2000)	221
2.	Aleks Maric (2007)	216
3.	Kimani Ffriend (2001)	213
4.	Bill Johnson (1954)	212
5.	Jack Moore (1980)	211
6.	Dave Hoppen (1985)	210
7.	Dave Hoppen (1984)	208
8.	Aleks Maric (2008)	207
9.	Terran Petteway (2014)	204
10.	Venson Hamilton (1999)	198

FREE THROW PCT. (min. 2 att./game)

	FT-FTA	Pct.	
1.	Jack Moore (1982)	123-131	.939
2.	Cary Cochran (2002)	71-77	.9221
3.	Jack Moore (1981)	118-128	.9219
4.	Bo Spencer (2012)	92-105	.876
5.	Jack Moore (1980)	184-211	.872
6.	David Ponce (1984)	67-77	.870
7.	Nate Johnson (2004)	103-119	.866
8.	Kent Reckewey (1973)	35-41	.854
9.	Tom Baack (1966)	92-108	.852
10.	Brian Carr (1986)	79-93	.849

REBOUNDS

1.	Aleks Maric (2008)	335
2.	Venson Hamilton (1999)	335
3.	Venson Hamilton (1998)	315
4.	Chuck Jura (1972)	305
5.	Leroy Chalk (1971)	290
6.	Rich King (1991)	274
7.	Venson Hamilton (1997)	269
8.	Kimani Ffriend (2000)	263
9.	Aleks Maric (2007)	260
10.	Dave Hoppen (1985)	258

REBOUND AVG. (min. 175 rebounds)

	G	Reb.	Avg.	
1.	Chuck Jura (1972)	26	305	11.7
2.	Rex Ekwall (1955)	21	241	11.5
3.	Bill Johnson (1954)	21	236	11.2
4.	Leroy Chalk (1971)	26	290	11.1
5.	Rex Ekwall (1956)	21	224	10.7
6.	Aleks Maric (2008)	33	335	10.2
7.	Venson Hamilton (1999)	33	335	10.2
8.	Leroy Chalk (1969)	26	257	9.9
9.	Venson Hamilton (1998)	32	315	9.8
10.	Leroy Chalk (1970)	24	235	9.8

ASSISTS

1.	Brian Carr (1985)	237
2.	Brian Carr (1986)	201
3.	Charles Richardson Jr. (2007)	179
4.	Brian Carr (1987)	166
5.	Tyronn Lue (1998)	152
6.	Lance Jeter (2011)	145
7.	Jack Moore (1980)	145
8.	Tyronn Lue (1996)	144
9.	Cookie Belcher (1999)	138
10.	Tyronn Lue (1997)	136

ASSISTS PER GAME (min. 100 Assists)

	G	Assists	APG	
1.	Brian Carr (1985)	30	237	7.90
2.	Brian Carr (1986)	30	201	6.70
3.	Charles Richardson Jr. (2007)	31	179	5.77
4.	Brian Carr (1987)	33	166	5.03
5.	Tyronn Lue (1998)	32	152	4.75
6.	Jack Moore (1980)	31	145	4.68
7.	Jamar Johnson (1992)	28	130	4.64
8.	Lance Jeter (2011)	32	145	4.53
9.	Jamar Johnson (1994)	28	123	4.39
10.	Cookie Belcher (2001)	30	131	4.37

STEALS

1.	Cookie Belcher (1999)	102
2.	Erick Strickland (1995)	89
3.	Cookie Belcher (1997)	87
4.	Cookie Belcher (2001)	82
5.	Cookie Belcher (1998)	75
6.	Eric Johnson (1989)	68
7.	Venson Hamilton (1999)	67
8.	Brian Carr (1987)	67
9.	Clifford Scales (1991)	64
10.	Tyronn Lue (1998)	63

BLOCKED SHOTS

1.	Derrick Chandler (1992)	91
2.	Mikki Moore (1997)	88
3.	Kimani Ffriend (2000)	85
4.	Venson Hamilton (1999)	80
5.	Kimani Ffriend (2001)	74
6.	Mikki Moore (1996)	71
7.	Rich King (1991)	68
8.	Mikki Moore (1995)	67
9.	Venson Hamilton (1998)	66
10.	Wes Wilkinson (2006)	61

MINUTES PLAYED

1.	Ray Gallegos (2013)	1,237
2.	Dylan Talley (2013)	1,173
3.	Dave Hoppen (1985)	1,155
4.	Tyronn Lue (1997)	1,150
5.	Tyronn Lue (1998)	1,149
6.	Jack Moore (1980)	1,143
7.	Andre Smith (1980)	1,141
8.	Charles Richardson Jr. (2007)	1,125
9.	Brian Carr (1985)	1,120
10.	Jaron Boone (1996)	1,105



POINTS

1.	Dave Hoppen (1983-86)	2,167
2.	Eric Piatkowski (1991-94)	1,934
3.	Jerry Fort (1973-76)	1,882
4.	Andre Smith (1978-81)	1,717
5.	Aleks Maric (2005-08)	1,630
	Shavon Shields (2013-16)	1,630
7.	Jaron Boone (1993-96)	1,609
8.	Erick Strickland (1993-96)	1,586
9.	Tyronn Lue (1996-98)	1,577
10.	Cookie Belcher (1997-2001)	1,552

SCORING AVERAGE (min. 675 Points)

	G	Pts.	Avg.	
1.	Dave Hoppen (1983-86)	111	2,167	19.5
2.	Terran Petteway (2014-15)	63	1,143	18.1
3.	Jerry Fort (1973-76)	105	1,882	17.9
4.	Tom Baack (1966-68)	75	1,299	17.3
5.	Marvin Stewart (1969-71)	75	1,138	17.2
6.	Stuart Lantz (1969-71)	75	1,269	16.9
7.	Chuck Jura (1970-72)	77	1,255	16.3
8.	Tyronn Lue (1996-98)	99	1,577	15.9
9.	Eric Piatkowski (1991-94)	123	1,934	15.7
10.	Andre Smith (1978-81)	114	1,717	15.1

FIELD GOALS MADE

1.	Dave Hoppen (1983-86)	804
2.	Jerry Fort (1973-76)	777
3.	Eric Piatkowski (1991-94)	676
4.	Andre Smith (1978-81)	673
5.	Aleks Maric (2005-08)	589
6.	Jaron Boone (1993-96)	575
7.	Rich King (1988-91)	564
8.	Shavon Shields (2013-16)	562
9.	Tyronn Lue (1996-98)	560
10.	Carl McPipe (1976-79)	546

FIELD GOALS ATTEMPTED

1.	Jerry Fort (1973-76)	1,793
2.	Eric Piatkowski (1991-94)	1,436
3.	Dave Hoppen (1983-86)	1,341
4.	Jaron Boone (1993-96)	1,327
5.	Tyronn Lue (1996-98)	1,255
6.	Shavon Shields (2013-16)	1,236
7.	Erick Strickland (1993-96)	1,219
8.	Larry Florence (1997-2000)	1,150
9.	Andre Smith (1978-81)	1,148
10.	Tom Baack (1966-68)	1,138

FIELD GOAL PCT. (min. 400 att.)

	FG-FGA	Pct.	
1.	Larry Cox (1974-76)	270-432	.625
2.	Dave Hoppen (1983-86)	804-1,341	.600
3.	Andre Smith (1978-81)	673-1,148	.586
4.	Kimani Ffriend (2000-01)	267-460	.580
5.	Rich King (1988-91)	564-1,000	.564
6.	Bruce Chubick (1991-94)	303-540	.561
7.	Mikki Moore (1994-97)	274-676	.553
8.	Chuck Jura (1970-72)	500-910	.549
9.	Bernard Day (1985-86)	309-567	.545
10.	Pete Manning (1988-89)	242-446	.543

3-POINT FIELD GOALS MADE

1.	Cary Cochran (1999-2002)	268
2.	Eric Piatkowski (1991-94)	202
3.	Ryan Anderson (2007-10)	185
4.	Jaron Boone (1993-96)	181
5.	Erick Strickland (1993-96)	179
6.	Brian Conklin (2001-04)	176
7.	Ray Gallegos (2010-14)	158
8.	Cookie Belcher (1997-2001)	146
9.	Tyronn Lue (1996-98)	145
10.	Paul Velander (2006-09)	128

3-POINT FIELD GOALS ATTEMPTED

1.	Cary Cochran (1999-2002)	630
2.	Eric Piatkowski (1991-94)	564
3.	Ray Gallegos (2010-14)	517
4.	Erick Strickland (1993-96)	512
5.	Jaron Boone (1993-96)	501
6.	Ryan Anderson (2007-10)	470
7.	Cookie Belcher (1997-2001)	450
8.	Brian Conklin (2001-04)	407
	Tyronn Lue (1996-98)	407
10.	Terran Petteway (2014-15)	364

3-POINT FG PCT. (min. 100 att.)

	3FG-Att.	Pct.	
1.	Brian Conklin (2001-04)	176-407	.432
2.	Cary Cochran (1999-2002)	268-630	.425
3.	Jay-R Strowbridge (2007-08)	50-122	.410
4.	Clifford Scales (1988-91)	45-110	.409
5.	Henry T. Buchanan (1987-88)	67-165	.406
6.	Chris Cresswell (1990-92)	103-261	.3946
7.	Ryan Anderson (2007-10)	185-470	.3936
8.	Marcus Perry (2006-07)	98-249	.3935
9.	Eshaunte Jones (2010-2011)	68-172	.390
10.	Paul Velander (2006-09)	128-329	.389

FREE THROWS MADE

1.	Dave Hoppen (1983-86)	559
2.	Aleks Maric (2005-08)	448
3.	Jack Moore (1979-82)	446
4.	Shavon Shields (2013-16)	429
5.	Eric Piatkowski (1991-94)	380
6.	Andre Smith (1978-81)	371
7.	Venson Hamilton (1996-99)	360
8.	Rich King (1988-91)	345
9.	Erick Strickland (1993-96)	337
10.	Jerry Fort (1973-76)	328

FREE THROW ATTEMPTS

1.	Dave Hoppen (1983-86)	724
2.	Aleks Maric (2005-08)	679
3.	Venson Hamilton (1996-99)	590
4.	Shavon Shields (2013-16)	565
5.	Andre Smith (1978-81)	562
6.	Rich King (1988-91)	510
7.	Jack Moore (1979-82)	495
8.	Eric Piatkowski (1991-94)	489
9.	Jerry Fort (1973-76)	486
10.	Bill Johnson (1952-54)	484

FREE THROW PCT. (min. 200 att.)

	FT-FTA	Pct.	
1.	Jack Moore (1979-82)	446-495	.901
2.	Tom Baack (1966-68)	247-297	.832
3.	Brandon Richardson (2009-12)	230-278	.827
4.	Brandon Ubel (2010-13)	240-299	.803
5.	Brian Carr (1984-87)	230-287	.801
6.	Nate Johnson (2003-04)	186-233	.798
7.	Jamar Johnson (1992-94)	166-210	.790
	Bob Gratopp (1968-70)	316-400	.790
9.	Tyronn Lue (1996-98)	312-396	.788
10.	Charles Richardson Jr. (2004-07)	156-200	.780

REBOUNDS (since 1952)

1.	Venson Hamilton (1996-99)	1,080
2.	Aleks Maric (2005-08)	1,015
3.	Leroy Chalk (1969-71)	782
4.	Dave Hoppen (1983-86)	773
5.	Rich King (1988-91)	761
6.	Andre Smith (1978-81)	753
7.	Chuck Jura (1970-72)	740
8.	Carl McPipe (1976-79)	723
9.	John Turek (2002-05)	682
10.	Rex Ekwall (1955-57)	679

REBOUND AVG. (min. 400 rebounds)

	G	Reb.	Avg.	
1.	Rex Ekwall (1955-57)	65	679	10.4
2.	Leroy Chalk (1969-71)	76	782	10.3
3.	Chuck Jura (1970-72)	77	740	9.6
4.	Bill Johnson (1952-54)	65	569	9.5
5.	Tom Russell (1961-62)	49	432	8.8
6.	Herschell Turner (1958-60)	72	626	8.7
7.	Kimani Ffriend (2000-01)	58	492	8.5
8.	Aleks Maric (2005-08)	121	1,015	8.4
9.	Venson Hamilton (1996-99)	129	1,080	8.4
10.	Derrick Chandler (1992-93)	60	490	8.2

ASSISTS (since 1974)

1.	Brian Carr (1984-87)	682
2.	Cookie Belcher (1997-2001)	477
3.	Jaron Boone (1993-96)	446
4.	Tyronn Lue (1996-98)	432
5.	Erick Strickland (1993-96)	414
6.	Charles Richardson Jr. (2004-07)	399
7.	Jack Moore (1979-82)	382
8.	Jamar Johnson (1992-94)	355
9.	Clifford Scales (1988-91)	354
10.	Beau Reid (1988-91)	344

STEALS (since 1978)

1.	Cookie Belcher (1997-2001)	353
2.	Erick Strickland (1993-96)	257
3.	Venson Hamilton (1996-99)	186
4.	Clifford Scales (1988-91)	177
5.	Ryan Anderson (2007-10)	166
6.	Brian Carr (1984-87)	159
7.	Tyronn Lue (1996-98)	154
8.	Brandon Richardson (2009-12)	145
9.	Benny Parker (2013-16)	137
	Larry Florence (1997-2000)	137

BLOCKED SHOTS (since 1978)

1.	Venson Hamilton (1996-99)	241
2.	Mikki Moore (1994-97)	236
3.	Rich King (1988-91)	183
4.	John Turek (2002-05)	163
5.	Kimani Ffriend (2000-01)	159
6.	Aleks Maric (2005-08)	145
7.	Derrick Chandler (1992-93)	144
8.	Wes Wilkinson (2003-06)	113
9.	Jorge Brian Diaz (2010-12)	110
10.	Cookie Belcher (1997-2001)	83

GAMES PLAYED

1.	Cookie Belcher (1997-2001)	131
2.	Benny Parker (2013-16)	130
3.	Venson Hamilton (1996-99)	129
4.	Sek Henry (2007-10)	128
5.	Tai Webster (2014-17)	127
	Terrance Badgett (1993-96)	127
	Erick Strickland (1993-96)	127
	Jaron Boone (1993-96)	127
9.	Brandon Ubel (2010-13)	125
10.	Andy Markowski (1996-99)	124
	Rich King (1988-91)	124

GAMES STARTED

1.	Cookie Belcher (1997-2001)	129
2.	Shavon Shields (2013-16)	112
3.	Dave Hoppen (1983-86)	111
4.	Larry Florence (1997-2000)	105
5.	Jaron Boone (1993-96)	102
6.	Ryan Anderson (2007-10)	101
7.	Sek Henry (2007-10)	99
	Aleks Maric (2005-08)	99
9	Jake Muhleisen (2002-05)	98
10.	Jerry Fort (1973-76)	97

N 2017-18 NEBRASKA BASKETBALL

SINGLE-SEASON RECORDS BY CLASS

POINTS SCORED (since 1970)

Senior	
1. Eric Piatkowski (1994).....	646
2. Marvin Stewart (1971).....	556
3. Chuck Jura (1972).....	551
4. Tai Webster (2017).....	528
5. Rich King (1991).....	526
6. Aleks Maric (2008).....	519
7. Venson Hamilton (1999).....	518
8. Erick Strickland (1996).....	516
9. Jerry Fort (1976).....	513
10. Shavon Shields (2016).....	503

Junior	
1. Dave Hoppen (1985).....	704
2. Tyronn Lue (1998).....	678
3. Andre Smith (1980).....	600
4. Jaron Boone (1995).....	559
5. Terran Petteway (2015).....	564
6. Andrew White III (2016).....	563
7. Aleks Maric (2007).....	556
8. Jerry Fort (1975).....	525
9. Erick Strickland (1995).....	505
10. Eric Piatkowski (1993).....	502

Sophomore	
1. Tyronn Lue (1997).....	603
2. Dave Hoppen (1984).....	598
3. Terran Petteway (2014).....	579
4. Jerry Fort (1974).....	468
5. Jack Moore (1980).....	458
6. Carl McPipe (1977).....	440
7. Eric Piatkowski (1992).....	414
8. Shavon Shields (2014).....	409
9. Glynn Watson Jr. (2017).....	404
10. Brian Banks (1977).....	386

Freshman	
1. Dave Hoppen (1983).....	445
2. Joe McCray (2005).....	432
3. Jerry Fort (1973).....	376
4. Eric Piatkowski (1991).....	372
5. Jake Muhleisen (2002).....	328
6. Cookie Belcher (1997).....	305
7. Tyronn Lue (1996).....	296
8. Glynn Watson Jr. (2016).....	292
9. Jorge Brian Diaz (2010).....	291
10. Jamel White (2006).....	287

SCORING AVERAGE (since 1970)

Senior	
1. Dave Hoppen (1986).....	22.1
2. Eric Piatkowski (1994).....	21.5
3. Marvin Stewart (1971).....	21.4
4. Chuck Jura (1972).....	21.2
5. Jerry Fort (1976).....	19.0
6. Andre Smith (1981).....	18.3
7. Tai Webster (2017).....	17.0
8. Shavon Shields (2016).....	16.8
9. Cookie Belcher (2001).....	16.4
10. Aleks Maric (2008).....	15.7
Venson Hamilton (1999).....	15.7

Junior	
1. Dave Hoppen (1985).....	23.5
2. Tyronn Lue (1998).....	21.2
3. Jerry Fort (1975).....	20.2
4. Andre Smith (1980).....	19.4
5. Tyronn Lue (1997).....	18.8
6. Aleks Maric (2007).....	18.5
7. Terran Petteway (2015).....	18.2
8. Jaron Boone (1995).....	17.5
Chuck Jura (1971).....	17.5
10. Eric Piatkowski (1993).....	16.7

Sophomore	
1. Dave Hoppen (1984).....	19.9
2. Tyronn Lue (1997).....	18.8
3. Jerry Fort (1974).....	18.0
4. Terran Petteway (2014).....	18.1
5. Carl McPipe (1977).....	15.2
6. Jack Moore (1980).....	14.8
7. Eric Piatkowski (1992).....	14.3
8. Andre Smith (1979).....	13.5
9. Brian Banks (1977).....	13.3
10. Glynn Watson Jr. (2017).....	13.0

Freshman	
1. Joe McCray (2005).....	15.5
2. Jerry Fort (1973).....	14.5
3. Dave Hoppen (1983).....	13.9
4. Jake Muhleisen (2002).....	11.7
5. Eric Piatkowski (1991).....	10.9
6. Ryan Anderson (2007).....	10.1
7. Andre Smith (1978).....	9.3
8. Cookie Belcher (1997).....	9.2
9. Ron Taylor (1974).....	8.83
10. Jorge Brian Diaz (2010).....	8.82

FIELD GOALS MADE (since 1970)

Senior	
1. Eric Piatkowski (1994).....	226
2. Chuck Jura (1972).....	220
3. Marvin Stewart (1971).....	215
4. Rich King (1991).....	202
5. Jerry Fort (1976).....	201
6. Aleks Maric (2008).....	191
7. Venson Hamilton (1999).....	194
8. Andre Smith (1981).....	185
9. Tai Webster (2017).....	183
10. Shavon Shields (2016).....	181

Junior	
1. Dave Hoppen (1985).....	270
2. Tyronn Lue (1998).....	240
3. Andre Smith (1980).....	237
4. Jerry Fort (1975).....	218
5. Aleks Maric (2007).....	203
6. Jaron Boone (1995).....	199
7. Andrew White III (2016).....	195
8. Carl Hayes (1991).....	192
9. Carl McPipe (1978).....	190
10. Terran Petteway (2015).....	184

Sophomore	
1. Dave Hoppen (1984).....	220
2. Tyronn Lue (1997).....	215
3. Jerry Fort (1974).....	207
4. Carl McPipe (1977).....	183
5. Terran Petteway (2014).....	182
6. Brian Banks (1977).....	160
7. Jorge Brian Diaz (2011).....	150
8. Andre Smith (1979).....	146
9. Glynn Watson Jr. (2017).....	144
Eric Piatkowski (1992).....	144

Freshman	
1. Dave Hoppen (1983).....	163
2. Jerry Fort (1973).....	151
3. Joe McCray (2005).....	143
4. Jorge Brian Diaz (2010).....	133
5. Cookie Belcher (1997).....	117
6. Jake Muhleisen (2002).....	115
Glynn Watson Jr. (2016).....	115
8. Tyronn Lue (1996).....	105
Andre Smith (1978).....	105
Ryan Anderson (2007).....	103

3-POINTERS MADE (since 1987)

Senior	
1. Cary Cochran (2002).....	89
2. Marcus Perry (2007).....	67
3. Brian Conklin (2004).....	66
4. Bo Spencer (2012).....	63
Eric Piatkowski (1994).....	63
6. Wes Wilkinson (2006).....	62
7. Paul Velander (2009).....	60
8. Jaron Boone (1996).....	59
Chris Cresswell (1992).....	59
10. Brian Carr (1987).....	58

Junior	
1. Andrew White III (2016).....	87
2. Ray Gallegos (2013).....	83
3. Cary Cochran (2001).....	78
Tyronn Lue (1998).....	78
5. Jaron Boone (1995).....	70
6. Terran Petteway (2015).....	68
7. Ray Richardson (1989).....	57
8. Erick Strickland (1995).....	54
9. Danny Walker (2000).....	53
10. Andrew Drevo (2003).....	48
Eric Piatkowski (1993).....	48



Jerry Fort held the Husker freshman scoring average record from 1973 until 2005 when Joe McCray bettered his mark by nearly 1.0 point per game. Fort was the first-ever Husker freshman to lead Nebraska in scoring average.

Sophomore

1. Brian Conklin (2002).....	65
2. Cary Cochran (2000).....	62
3. Ryan Anderson (2008).....	50
4. Glynn Watson Jr. (2017).....	48
Terran Petteway (2014).....	48
Walter Pitchford (2014).....	48
7. Jack McVeigh (2017).....	47
Tyronn Lue (1997).....	47
Eric Piatkowski (1992).....	47
10. Erick Strickland (1994).....	41

Freshman

1. Joe McCray (2005).....	80
2. Ryan Anderson (2007).....	48
3. Jamel White (2006).....	44
Eric Piatkowski (1991).....	44
5. Eshaunte Jones (2010).....	40
6. Cary Cochran (1999).....	39
7. Jake Muhleisen (2002).....	35
8. Jack McVeigh (2016).....	34
9. Erick Strickland (1993).....	32
10. Cookie Belcher (1997).....	30

REBOUNDS (since 1969)

Senior

1. Aleks Maric (2008).....	335
Venson Hamilton (1999).....	335
3. Chuck Jura (1972).....	305
4. Leroy Chalk (1971).....	290
5. Rich King (1991).....	274
6. Derrick Chandler (1993).....	252
7. Mikki Moore (1997).....	245
8. Steffon Bradford (2001).....	244
9. Jason Dourisseau (2006).....	240
10. Kimani Ffriend (2001).....	229

Junior

1. Venson Hamilton (1998).....	315
2. Kimani Ffriend (2000).....	263
3. Aleks Maric (2007).....	260
4. Dave Hoppen (1985).....	258
5. Tony Farmer (1991).....	251
Andre Smith (1980).....	251
7. Steffon Bradford (2000).....	243
Chuck Jura (1971).....	243
9. Derrick Chandler (1992).....	238
10. Leroy Chalk (1970).....	235

Sophomore

1. Venson Hamilton (1997).....	269
2. Leroy Chalk (1969).....	257
3. Aleks Maric (2006).....	251
4. Carl McPipe (1977).....	241
5. Bob Siegel (1975).....	227
6. Dave Hoppen (1984).....	207
7. Mikki Moore (1995).....	198
8. John Turek (2003).....	197
9. Rich King (1989).....	195
10. Chuck Jura (1970).....	192
Michael Jacobson (2017).....	192

Freshman

1. Aleks Maric (2005).....	169
2. John Turek (2002).....	162
3. Venson Hamilton (1996).....	161
Dave Hoppen (1983).....	161
5. Michael Jacobson (2016).....	147
6. Shavon Shields (2013).....	144
Andre Smith (1978).....	144
8. Joe McCray (2005).....	140
9. Jorge Brian Diaz (2010).....	133
10. Ryan Anderson (2007).....	129

ASSISTS (since 1974)

Senior

1. Charles Richardson Jr. (2007).....	179
2. Brian Carr (1987).....	166
3. Lance Jeter (2011).....	145
4. Eric Johnson (1989).....	135
5. Jaron Boone (1996).....	134
6. Cookie Belcher (2001).....	131
7. Beau Reid (1991).....	130
8. Tai Webster (2017).....	124
David Ponce (1984).....	124
10. Jamar Johnson (1994).....	123

Junior

1. Brian Carr (1996).....	201
2. Tyronn Lue (1998).....	152
3. Cookie Belcher (1999).....	138
4. Lance Jeter (2010).....	134
5. Erick Strickland (1995).....	133
6. Tom Wald (1995).....	128
7. Jaron Boone (1995).....	116
8. Eric Johnson (1988).....	112
9. Clifford Scales (1990).....	110
10. Jack Moore (1981).....	108

Sophomore

1. Brian Carr (1985).....	237
2. Jack Moore (1980).....	145
3. Tyronn Lue (1997).....	136
4. Beau Reid (1989).....	135
5. Jamar Johnson (1992).....	130
6. Cookie Belcher (1998).....	124
7. Cookie Miller (2009).....	109
Jaron Boone (1994).....	109
9. Eric Piatkowski (1992).....	97
10. Erick Strickland (1994).....	96
Brian Banks (1977).....	96

Freshman

1. Tyronn Lue (1996).....	144
2. Cookie Miller (2008).....	109
3. Jake Muhleisen (2002).....	105
4. Jaron Boone (1993).....	87
5. Glynn Watson Jr. (2016).....	83
6. Brian Carr (1984).....	78
7. Marcus Walker (2006).....	74
8. Benny Parker (2013).....	69
9. Cookie Belcher (1997).....	68
Eric Piatkowski (1991).....	68

STEALS (since 1978)

Senior

1. Cookie Belcher (2001).....	82
2. Eric Johnson (1989).....	68
3. Venson Hamilton (1999).....	67
Brian Carr (1987).....	67
5. Clifford Scales (1991).....	64
6. Erick Strickland (1996).....	61
7. Lance Jeter (2011).....	57
8. Charles Richardson Jr. (2007).....	56
9. Brandon Richardson (2012).....	54
10. Ryan Anderson (2010).....	53

Junior

1. Cookie Belcher (1999).....	102
2. Erick Strickland (1995).....	89
3. Tyronn Lue (1998).....	63
4. Eric Johnson (1988).....	60
5. Carl Hayes (1991).....	54
6. Venson Hamilton (1998).....	53
7. Jamar Johnson (1993).....	52
8. Brennon Clemmons (2002).....	48
9. Tai Webster (2016).....	46
Ray Gallegos (2013).....	46

Sophomore

1. Cookie Belcher (1998).....	75
2. Erick Strickland (1994).....	60
3. Glynn Watson Jr. (2017).....	50
4. Ryan Anderson (2008).....	47
5. Venson Hamilton (1997).....	46
6. Cookie Miller (2009).....	45
7. Jack Moore (1980).....	42
8. Tyronn Lue (1997).....	41
9. Brian Carr (1985).....	40
10. Jamar Johnson (1992).....	38
Carl Hayes (1990).....	38

Freshman

1. Cookie Belcher (1997).....	87
2. Cookie Miller (2008).....	57
3. Tyronn Lue (1996).....	50
4. Erick Strickland (1993).....	47
5. Glynn Watson Jr. (2016).....	40
6. Joe McCray (2005).....	32
Clifford Scales (1988).....	32
8. Jake Muhleisen (2002).....	28
9. Jaron Boone (1993).....	26
10. Brandon Richardson (2009).....	25
Ryan Anderson (2007).....	25

BLOCKED SHOTS (since 1978)

Senior

1. Mikki Moore (1997).....	88
2. Venson Hamilton (1999).....	80
3. Kimani Ffriend (2001).....	74
4. Rich King (1991).....	68
5. Wes Wilkinson (2006).....	61
6. Aleks Maric (2008).....	57
7. Derrick Chandler (1993).....	53
8. John Turek (2005).....	35
9. Andre Almeida (2013).....	32
10. Carl McPipe (1979).....	30

Junior

1. Derrick Chandler (1992).....	91
2. Kimani Ffriend (2000).....	85
3. Mikki Moore (1996).....	71
4. Venson Hamilton (1998).....	66
5. Rich King (1990).....	45
6. Andre Almeida (2011).....	39
7. John Turek (2004).....	37
8. Aleks Maric (2007).....	33
Wes Wilkinson (2005).....	33
10. Jorge Brian Diaz (2012).....	31

Sophomore

1. Mikki Moore (1995).....	67
2. Venson Hamilton (1997).....	56
3. John Turek (2003).....	52
4. Rich King (1989).....	50
5. Aleks Maric (2006).....	39
6. Jorge Brian Diaz (2011).....	38
7. Terrance Badgett (1994).....	26
8. Louis Truscott (2000).....	24
Terran Petteway (2014).....	24
10. Bruce Chubick (1992).....	23

Freshman

1. Jorge Brian Diaz (2010).....	41
2. John Turek (2002).....	39
Venson Hamilton (1996).....	39
4. Michael Jacobson (2016).....	28
5. Isaiah Roby (2017).....	25
6. Ed Morrow Jr. (2016).....	21
7. Cookie Belcher (1997).....	20
Rich King (1988).....	20
9. Brant Harriman (1988).....	19
Dave Hoppen (1983).....	19



TEAM AND SINGLE-GAME TOP-10 LIST

VICTORIES

Table with 2 columns: Rank and Year/Count. Lists top 10 victories from 1991 to 1993.

LOSSES

Table with 2 columns: Rank and Year/Count. Lists top 10 losses from 1963 to 2016.

SCORING AVERAGE

Table with 2 columns: Rank and Year/Average. Lists top 10 scoring averages from 1991 to 1966.

FIELD GOALS MADE

Table with 2 columns: Rank and Year/Count. Lists top 10 field goals made from 1991 to 1985.

FIELD GOALS ATTEMPTED

Table with 2 columns: Rank and Year/Count. Lists top 10 field goals attempted from 1991 to 1997.

FIELD GOAL PERCENTAGE

Table with 2 columns: Rank and Year/Percentage. Lists top 2 field goal percentages from 1984 to 1983.

Table with 2 columns: Rank and Year/Count. Lists top 10 victories from 1985 to 2001.

3-POINT FG MADE

Table with 2 columns: Rank and Year/Count. Lists top 10 3-point FG made from 2002 to 2008.

3-POINT FG ATTEMPTED

Table with 2 columns: Rank and Year/Count. Lists top 10 3-point FG attempted from 2002 to 2017.

3-POINT FG PERCENTAGE

Table with 2 columns: Rank and Year/Percentage. Lists top 10 3-point FG percentages from 2010 to 1988.

FREE THROWS MADE

Table with 2 columns: Rank and Year/Count. Lists top 10 free throws made from 1991 to 1953.

FREE THROWS ATTEMPTED

Table with 2 columns: Rank and Year/Count. Lists top 10 free throws attempted from 1991 to 1997.

FREE THROW PERCENTAGE

Table with 2 columns: Rank and Year/Percentage. Lists top 10 free throw percentages from 2012 to 1976.

REBOUNDS

Table with 2 columns: Rank and Year/Count. Lists top 10 rebounds from 1991 to 2000.

REBOUND AVERAGE

Table with 2 columns: Rank and Year/Average. Lists top 10 rebound averages from 1961 to 1966.

ASSISTS (since 1974)

Table with 2 columns: Rank and Year/Count. Lists top 10 assists from 1991 to 1992.

FEWEST TURNOVERS (since 1977)

Table with 2 columns: Rank and Year/Count. Lists top 5 fewest turnovers from 1982 to 1986.

MOST TURNOVERS (since 1977)

Table with 2 columns: Rank and Year/Count. Lists top 5 most turnovers from 1996 to 1989.

BLOCKED SHOTS (since 1978)

Table with 2 columns: Rank and Year/Count. Lists top 5 blocked shots from 1997 to 1999.

Table with 2 columns: Rank and Year/Count. Lists top 10 free throw percentages from 1998 to 2006.

STEALS (since 1978)

Table with 2 columns: Rank and Year/Count. Lists top 10 steals from 1999 to 2009.

FEWEST POINTS ALLOWED, SEASON

Table with 2 columns: Rank and Year/Count. Lists top 10 fewest points allowed seasons from 1950 to 1957.

FEWEST POINTS ALLOWED PER GAME

Table with 2 columns: Rank and Year/Count. Lists top 10 fewest points allowed per game from 1949 to 1983.

MOST POINTS ALLOWED, SEASON

Table with 2 columns: Rank and Year/Count. Lists top 5 most points allowed seasons from 1991 to 1994.

MOST POINTS ALLOWED PER GAME

Table with 2 columns: Rank and Year/Count. Lists top 5 most points allowed per game from 1990 to 1967.



Cary Cochran helped the Huskers set the school record with 267 3-pointers as a team during the 2001-02 season.

FEWEST POINTS ALLOWED, SINGLE GAME (since 1947)

- 26 vs. Bethune-Cookman, Dec. 20, 2003 (NU 70)
- 28 vs. North Carolina Central, Dec. 22, 2007 (71)
- 32 vs. South Dakota, Dec. 3, 1949 (61)
- 34 vs. Morgan State, Dec. 6, 2004 (64)
- 34 vs. Kansas, Jan. 8, 1949 (52)
- 37 vs. Savannah State, Dec. 11, 2007 (82)
- 38 vs. South Dakota, Dec. 16, 1947 (65)
- 38 vs. Santa Clara, Dec. 12, 1950 (53)
- 38 vs. Kansas, Feb. 11, 1961 (33)
- 38 vs. Mary, Nov. 15, 2016 (70)

FEWEST POINTS BY NU, SINGLE GAME (since 1947)

- 28 at Kansas State (53), March 1, 1949
- 33 vs. Kansas (38), Feb. 11, 1961
- 34 vs. Kansas State (48), Dec. 27, 1948
- 34 at Michigan State (62), Feb. 25, 2012
- 35 vs. Oklahoma State (52), March 16, 1949 (NCAA Playoff)
- 36 at Kansas (49), Feb. 11, 1950
- 36 at Kansas State (71), Jan. 12, 1952
- 38 at San Jose State (39), Dec. 29, 1947
- 38 at Oregon (60), Dec. 15, 2012
- 39 at Oklahoma (66), Feb. 10, 1958
- 39 at Oklahoma State (54), Feb. 7, 1959
- 39 vs. Kansas (45), Feb. 23, 1963
- 39 vs. Kansas State (41), March 7, 1984 (B8T)
- 39 vs. Kansas (92), Feb. 17, 2007
- 39 vs. Oklahoma State (54), March 8, 2007 (B12T)

MOST POINTS, BOTH TEAMS

- 230 at Oklahoma 133, Nebraska 97, Feb. 21, 1987
- 230 Nebraska 117, Oklahoma 113, March 8, 1991 (B8T, OT)
- 226 at Oklahoma 115, Nebraska 111, Feb. 14, 1994 (OT)
- 220 Nebraska 114, Oregon 106, Nov. 25, 1995 (OT)
- 217 at Oklahoma 117, Nebraska 100, Jan. 13, 1996 (3OT)
- 213 Northern Iowa 109, Nebraska 104, Dec. 16, 1995

- 211 at Nebraska 116, Texas-Arlington 95, Dec. 21, 1992
- 210 Nebraska 111, at Oklahoma 99, Jan. 26, 1991
- 210 at California-Irvine 109, Nebraska 101, Nov. 28, 1986
- 207 Marshall 119, Nebraska 88, March 13, 1967 (NIT)
- 207 Nebraska 106, at Southern Utah 101, Nov. 30, 1991

FEWEST POINTS, BOTH TEAMS

- 71 Kansas 38, at Nebraska 33, Feb. 11, 1961
- 77 at San Jose State 39, Nebraska 38, Dec. 29, 1947
- 80 Kansas State 41, at Nebraska 39, March 7, 1984 (B8T)
- 81 at Kansas State 53, Nebraska 28, March 1, 1949
- 82 Kansas State 48, Nebraska 34, Dec. 27, 1948 (KC, B7HT)
- 82 at Nebraska 43, Air Force 39, Dec. 8, 1962
- 84 at Nebraska 43, Kansas 41, Feb. 22, 1958
- 84 Kansas 45, at Nebraska 39, Feb. 23, 1963
- 85 Nebraska 44, at Iowa State 41, Feb. 19, 1949
- 85 at Kansas 49, Nebraska 36, Feb. 11, 1950

100-POINT HUSKER GAMES

- 117 vs. Harvard (79), Dec. 1, 1989
- 117 vs. Oklahoma (113), March 8, 1991 (B8T, OT)
- 116 vs. Nevada (71), Dec. 14, 1970
- 116 vs. Texas-Arlington (95), Dec. 21, 1992
- 114 vs. Oregon (106), Nov. 25, 1995 (OT)
- 113 vs. Augustana, S.D. (69), Nov. 26, 1983
- 113 vs. Tennessee Tech (92), Dec. 14, 1990
- 111 vs. Cal State Fullerton (74), Dec. 4, 1967
- 111 at Oklahoma (99), Jan. 26, 1991
- 111 vs. Portland (85), Dec. 4, 1993
- *111 at Oklahoma (115), Feb. 14, 1994 (OT)
- 110 vs. Oklahoma (90), Jan. 27, 1968
- 108 vs. Appalachian State (71), Dec. 31, 1994
- 108 vs. Colgate (76), Dec. 4, 1992
- 107 vs. Saint Louis (79), Nov. 23, 1990
- 107 vs. North Carolina A&T (57), Dec. 19, 2005
- 106 at Southern Utah (101), Nov. 30, 1991
- 106 vs. Colorado (67), Jan. 8, 1994
- 105 vs. Eastern Washington (71), Jan. 14, 1984
- 105 vs. Northwest Missouri St. (64), Jan. 5, 1987
- 105 vs. Toledo (68), Dec. 8, 1990
- 105 vs. Oklahoma (93), Feb. 16, 1991
- 105 vs. Oklahoma (88), March 11, 1994 (B8T)
- 104 vs. Montana State (60), Dec. 23, 1978
- 104 vs. Pepperdine (100), Dec. 2, 1989
- 104 vs. Northern Iowa (109), Dec. 16, 1995
- 102 vs. Eastern Washington (67), Dec. 21, 1991
- 102 vs. Iowa State (86), Feb. 12, 1994
- 101 at Wisconsin (88), Dec. 1, 1965
- 101 vs. South Dakota (69), Dec. 1, 1984
- 101 at California-Irvine (109), Nov. 28, 1986
- 101 vs. Northeastern Illinois (60), Dec. 21, 1994
- 100 vs. Washington State (75), Dec. 12, 1966
- 100 vs. South Dakota State (83), Nov. 30, 1979
- 100 vs. Illinois (73), Nov. 24, 1990
- 100 vs. Creighton (83), Dec. 10, 1992
- 100 vs. Southern Utah (85), Jan. 5, 1993
- 100 at Colorado (86), Feb. 8, 1995
- 100 at Oklahoma (117), Jan. 13, 1996 (3OT)

Note: Nebraska is 35-4 when it has scored 100 or more points. *Most points scored in loss

100-POINT GAMES AGAINST NU

- 133 at Oklahoma, Feb. 21, 1987 (NU 97)
- 119 by Marshall, March 13, 1967 (88, NIT)
- 117 at Oklahoma, Jan. 13, 1996 (100, 3OT)
- 115 at Oklahoma, Feb. 14, 1994 (111, OT)
- 114 at Kansas State, Jan. 10, 1987 (82)

- 114 at Iowa State, Jan. 28, 1988 (76)
- 113 at Oklahoma, March 5, 1988 (93)
- 113 by Oklahoma, March 8, 1991 (117, B8T, OT)##
- 112 at Houston, Dec. 12, 1969 (82)
- *111 by Missouri, Jan. 13, 1990 (95)
- 110 at Kansas, Feb. 26, 1966 (73)
- 109 at California-Irvine, Nov. 28, 1986 (101)
- 109 by SW Louisiana, Dec. 29, 1992 (80)
- 109 by Northern Iowa, Dec. 16, 1995 (104)
- 108 at Kansas State, March 10, 1953 (80)
- 107 at Missouri, Feb. 10, 1990 (85)
- 107 by Oklahoma, March 13, 1992 (85, B8T)
- 106 at Oklahoma, March 7, 1992 (97)
- 106 by Oregon, Nov. 25, 1995 (114, OT)##
- 105 at Oklahoma, Jan. 31, 1990 (64)
- 105 at Texas, Jan. 21, 1998 (91)
- 103 at Ohio State, Dec. 14, 1988 (76)
- 103 at Oklahoma, March 4, 1989 (76)
- 103 vs. Oklahoma State, Feb. 14, 1990 (84)
- 103 at Kansas, Jan. 25, 1992 (78)
- 102 at Kansas, Feb. 8, 1958 (46)
- 102 at Wyoming, Dec. 7, 1966 (98)
- 102 at Oklahoma, Jan. 14, 1993 (89)
- 102 at Texas, Jan. 4, 1995 (74)
- 101 at Iowa State, Feb. 24, 1990 (85)
- 101 at Michigan State, Dec. 4, 1991 (78)
- 101 at Southern Utah, Nov. 30, 1992 (106)##
- 101 at Texas Christian, March 15, 1999 (89)
- 100 vs. Kansas State, Dec. 26, 1963 (78)
- 100 at Kansas, Feb. 17, 1970 (87)
- 100 vs. Pepperdine, Dec. 2, 1989 (104)##

Note: Nebraska is 4-32 when allowing 100 or more points, (wins indicated with ##). *Most points scored against NU in Lincoln.



Aleks Maric helped the Huskers to a pair of postseason appearances during his Husker career from 2005-08.

LARGEST VICTORY MARGIN

No.	Margin	Score	H/A	Opponent	Season
1.	74	82-8	A	Crete	1906-07
2.	57	97-40	H	Arkansas-Pine Bluff	2004-05
3.	54	57-3	H	Doane	1899-1900
	54	57-3	A	Nebraska Wesleyan	1898-99
5.	52	98-46	H	Southwest Missouri State	1982-83
	52	62-10	H	Morningside	1911-12
7.	50	107-57	H	North Carolina A&T	2005-06
	50	93-43	H	Missouri Western State	1982-83
9.	49	91-42	H	Sam Houston State	1991-92
	49	63-14	H	Nebraska Wesleyan	1901-02
11.	47	88-41	H	Delaware State	1995-96
12.	46	97-51	H	Mississippi Valley State	2015-16

Note: Nebraska's largest margin of victory over a conference opponent was 40 points vs. Kansas, March 2, 1901 (48-8).

LARGEST LOSING MARGIN

No.	Margin	Score	Opponent	Season
1.	56	46-102	at Kansas	1957-58
2.	53	39-92	at Kansas	2006-07
3.	44	29-73	at Haskell Institute	1901-02
4.	43	9-52	at Minnesota	1901-02
5.	42	54-96	at Kansas	2005-06
	42	27-69	at Illinois	1942-43
	42	30-72	at Kansas	1945-46
	42	47-89	vs. Colorado (at K.C.)	1954-55
9.	41	64-105	at Oklahoma	1989-90
10.	40	51-91	at Texas	2009-10
	40	15-55	at DePaul	1943-44
	40	53-93	at Oklahoma State	1994-95
13.	39	4-43	at Wisconsin	1907-08
	39	16-55	at Missouri	1921-22
	39	54-93	at Oklahoma State	1964-65
	39	55-94	at Oklahoma State	1999-2000
	39	57-96	at Kansas	2001-02

HUSKER WINNING STREAKS

No.	Season	Win Streak*	Date Started	Date Ended
1.	1990-91	14 games	11-28-90	1-22-91
	1911-12/12-13	14 games	1-27-12	1-25-13
3.	1919-20/20-21	13 games	2-6-20	1-3-21
	1897-98/1900-01	13 games	2-22-1898	1901**
5.	1912-13	12 games	1-31-13	3-12-13
6.	2010-11	11 games	11-20-10	1-12-11
	1993-94	11 games	12-3-93	1-19-94
	1905-06/06-07	11 games	2-25-06	2-15-07
9.	1994-95	10 games	11-27-94	1-4-95
	1977-78	10 games	12-2-77	12-29-77

**Dates unavailable

Consecutive Conference Victories:

29, all eight in 1911-12, all 10 in 1912-13, all seven in 1913-14, first four in 1914-15 (ended at Kansas, 43-18, Jan. 22, 1915)

Consecutive Home Victories:

20, all 11 games in 1965-66, first nine games in 1966-67 (ended by Kansas, 64-57, March 4, 1967)

Consecutive Home Conference Victories:

15, all four games in 1911-12, all five games in 1912-13, all four games in 1913-14, first two games in 1914-15 (ended by Drake, 20-19, Feb. 19, 1915)

Consecutive Losses:

13, final six games of 1931-32, first seven games of 1932-33 (ended vs. Kansas State, 31-25, Jan. 14, 1933)

Consecutive Conference Losses:

12, last six in 1943-44, first six in 1944-45 (ended vs. Kansas, 59-45, Feb. 10, 1945)

Consecutive Home Losses:

7, games five through 11 in 1962-63 (ended vs. Oklahoma State, 49-48, Feb. 25, 1963)

Consecutive Home Conference Losses:

9, last four games of 1961-62, first five games of 1962-63 (ended vs. Oklahoma State, 49-48, Feb. 25, 1963)



Derrick Chandler blocked 144 shots during his two-year career. He holds the Nebraska single-season blocked shots record with 91 rejections in 1991-92.



POINTS SCORED

Year	Leader	G	Pts.	PPG
2017	Tai Webster, Sr., G	31	527	17.0
2016	Shavon Shields, Sr., F	30	503	16.8
2015	Terran Petteway, Jr., G	31	564	18.2
2014	Terran Petteway, So., G/F	32	579	18.1
2013	Dylan Talley, Sr., G	33	453	13.7
2012	Bo Spencer, Sr., G	30	461	15.4
2011	Lance Jeter, Sr., G	32	373	11.7
2010	Ryan Anderson, Sr., G	31	351	11.3
2009	Ade Dagunduro, Sr., G	31	398	12.8
2008	Aleks Maric, Sr., C	33	519	15.7
2007	Aleks Maric, Jr., C	30	556	18.5
2006	Wes Wilkinson, Sr., F	32	382	11.9
2005	Joe McCray, Fr., G	28	433	15.5
2004	Nate Johnson, Sr., G	30	389	13.0
2003	Andrew Drevo, Jr., F	29	402	13.9
2002	Cary Cochran, Sr., G	28	392	14.0
2001	Cookie Belcher, Sr., G	30	492	16.4
2000	Larry Florence, Sr., F	30	389	13.0
1999	Venson Hamilton, Sr., C	33	518	15.7
1998	Tyronn Lue, Jr., G	32	678	21.2
1997	Tyronn Lue, So., G	32	603	18.8
1996	Erick Strickland, Sr., G	35	516	14.7
1995	Jaron Boone, Jr., G	32	559	17.5
1994	Eric Piatkowski, Sr., F	30	646	21.5
1993	Eric Piatkowski, Jr., F	30	502	16.7
1992	Eric Piatkowski, So., F	29	414	14.3
1991	Rich King, Sr., C	34	526	15.5
1990	Rich King, Jr., C	28	450	16.1
1989	Beau Reid, So., F	32	382	11.9
1988	Derrick Vick, Sr., F	31	348	11.2
1987	Bernard Day, Sr., F	33	410	12.4
1986	Dave Hoppen, Sr., C	19	420	22.1
1985	Dave Hoppen, Jr., C	30	704	23.5
1984	Dave Hoppen, So., C	30	598	19.9
1983	Dave Hoppen, Fr., C	32	445	13.9
1982	Jack Moore, Sr., G	27	343	12.7
1981	Andre Smith, Sr., C	26	475	18.3
1980	Andre Smith, Jr., C	31	600	19.4
1979	Andre Smith, So., C	27	364	13.5
1978	Carl McPipe, Jr., C	29	445	15.3
1977	Carl McPipe, So., C	29	440	15.2
1976	Jerry Fort, Sr., G	27	513	19.0
1975	Jerry Fort, Jr., G	26	525	20.2
1974	Jerry Fort, So., G	26	468	18.0
1973	Jerry Fort, Fr., G	26	376	14.5
1972	Chuck Jura, Sr., C	26	551	21.2
1971	Marvin Stewart, Sr., G	26	556	21.4
1970	Tom Scantlebury, Jr., G	25	361	14.4
1969	Marvin Stewart, So., G	26	381	14.6
1968	Stuart Lantz, Sr., G	25	482	19.3
1967	Stuart Lantz, Jr., G	25	481	19.2
1966	Tom Baack, So., F	25	386	15.4
1965	Fred Hare, So., F	25	380	15.2
1964	Charlie Jones, F	25	322	12.9
1963	Daryl Petsch, G	25	369	14.8
1962	Tom Russell, Sr., F/C	25	412	16.5
1961	Tom Russell, Jr., F/C	24	300	12.5
1960	Herschell Turner, G	24	382	15.9
1959	Herschell Turner, G	25	428	17.1
1958	Wilson Fitzpatrick, G	23	264	11.5
	Gary Reimers, G	23	264	11.5
1957	Rex Ekwall, F	23	307	13.3
1956	Rex Ekwall, F	21	312	14.9
1955	Willard Fagler, C	21	285	13.6
1954	Bill Johnson, C	21	382	18.2
1953	Bill Johnson, C	20	277	13.9
1952	Jim Buchanan, G	24	400	16.7
1951	Bob Pierce, C	23	384	16.7
1950	Bus Whitehead, C	23	360	15.7
1949	Claude Retherford, G	26	311	12.0
1948	Claude Retherford, G	24	259	10.8

FIELD GOAL PERCENTAGE

Year	Leader*	G	FG-FGA	Pct.
2017	Ed Morrow Jr., So., F	24	92-179	.514
2016	Andrew White III, Jr., G	34	195-405	.481
2015	Shavon Shields, Jr., F	31	161-366	.440
2014	Walter Pitchford, So., F	32	107-226	.473
2013	Brandon Ubel, Sr., F	31	129-269	.480
2012	Caleb Walker, Sr., G	30	78-172	.453
2011	Jorge Brian Diaz, So., C	32	150-279	.538
2010	Jorge Brian Diaz, Fr., C	33	133-255	.522
2009	Ade Dagunduro, Sr., G	31	143-275	.520
2008	Aleks Maric, Sr., C	33	191-332	.575
2007	Aleks Maric, Jr., C	30	203-359	.565
2006	Jason Dourisseau, Sr., G	33	127-266	.477
2005	John Turek, Sr., F	28	88-170	.518
2004	Nate Johnson, Sr., G	30	127-271	.469
2003	Corey Simms, So., G	29	77-167	.461
2002	Cary Cochran, Sr., G	28	116-277	.419
2001	Kimani Ffriend, Sr., C	28	144-231	.623
2000	Kimani Ffriend, Jr., C	30	123-229	.537
1999	Larry Florence, Jr., F	33	133-262	.508
1998	Venson Hamilton, Jr., C	32	139-269	.517
1997	Mikki Moore, Sr., C	33	144-247	.583
1996	Mikki Moore, Jr., C	35	118-202	.584
1995	Terrance Badgett, Jr., F	32	106-212	.500
1994	Bruce Chubick, Sr., F	31	121-215	.563
1993	Bruce Chubick, Jr., F	31	90-173	.520
1992	Dapreis Owens, Sr., F	29	116-213	.545
1991	Rich King, Sr., C	34	202-352	.574
1990	Rich King, Jr., C	28	170-305	.557
1989	R. van Poelgeest, Jr., C	29	103-177	.582
1988	Pete Manning, Jr., F	31	111-188	.590
1987	Derrick Vick, Jr., F	32	131-240	.546
1986	Bernard Day, Jr., F	30	158-280	.564
1985	Dave Hoppen, Jr., C	30	270-418	.646
1984	Dave Hoppen, So., C	30	220-367	.599
1983	Greg Downing, Sr., G/F	31	101-174	.580
1982	Ray Collins, Sr., G/F	28	111-221	.502
1981	Andre Smith, Sr., C	26	185-314	.589
1980	Andre Smith, Jr., C	31	237-388	.611
1979	Andre Smith, So., C	27	146-256	.570
1978	Andre Smith, Fr., C	27	105-190	.553
1977	Carl McPipe, Jr., C	29	183-376	.487
1976	Larry Cox, Sr., C	27	133-198	.672
1975	Larry Cox, Jr., C	26	72-151	.589
1974	Tom Novak, Sr., G	22	62-140	.443
1973	Brendy Lee, Jr., C/F	26	88-192	.458
1972	Chuck Jura, Sr., C	26	111-181	.613
1971	Chuck Jura, Jr., C	26	181-306	.592
1970	Sam Martin, Sr., C	22	58-116	.500
1969	Leroy Chalk, So., C	26	98-182	.538
1968	Stuart Lantz, Sr., G	25	173-349	.496
1967	Stuart Lantz, Jr., G	25	190-368	.516
1966	Grant Simmons, So., G	25	131-267	.491
1965	Willie Campbell, G	18	47-111	.423
1964	Charlie Jones, F	25	143-320	.447
1963	Ivan Grupe, F	25	100-210	.476
1962	Tom Russell, F/C	25	136-243	.560
1961	Tom Russell, F/C	24	97-201	.483
1960	Herschell Turner, G	24	143-326	.439
1959	Wayne Hester, G	25	68-147	.463
1958	Gary Reimers, G	23	84-203	.414
1957	Gary Reimers, G	23	106-229	.463
1956	Rex Ekwall, F	21	102-237	.430
1955	Rex Ekwall, F	21	88-194	.454
1954	Bill Johnson, C	21	130-301	.432
1953	Bill Johnson, C	20	80-199	.422
1952	Jim Buchanan, G	24	173-484	.357
1951	Bob Pierce, C	23	131-327	.401
1950	Jim Buchanan, G	23	58-159	.365
1949	Bus Whitehead, C	26	99-284	.349
1948	Rodney Cox, F	24	62-180	.344

*Minimum of 5 att. per game while playing in 75 percent of team's games.

REBOUNDS

Year	Leader	G	Reb.	RPG
2017	Ed Morrow Jr., So., F	24	180	7.5
2016	Andrew White III, Jr., G	34	199	5.9
2015	Shavon Shields, Jr., F	31	186	6.0
2014	Shavon Shields, So., G/F	32	184	5.8
2013	Brandon Ubel, Sr., F	31	209	6.7
2012	Brandon Ubel, Jr., F	30	160	5.3
2011	Caleb Walker, Jr., G	32	145	4.5
2010	Ryan Anderson, Sr., G	31	164	5.3
2009	Ade Dagunduro, Sr., G	31	135	4.4
2008	Aleks Maric, Sr., C	33	335	10.2
2007	Aleks Maric, Jr., C	30	260	8.7
2006	Aleks Maric, So., C	31	251	8.1
2005	Aleks Maric, Fr., C	27	169	6.3
2004	John Turek, Jr., F	31	182	5.9
2003	Andrew Drevo, Jr., F	29	212	7.3
2002	John Turek, Jr., F	26	162	6.2
2001	Kimani Ffriend, Sr., C	28	229	8.2
2000	Kimani Ffriend, Jr., C	30	263	8.8
1999	Venson Hamilton, Sr., C	33	335	10.2
1998	Venson Hamilton, Jr., C	32	315	9.8
1997	Venson Hamilton, So., C	32	269	8.4
1996	Bernard Garner, Jr., F	35	222	6.3
1995	Mikki Moore, So., C	32	198	6.2
1994	Bruce Chubick, Sr., F	31	219	7.3
1993	Derrick Chandler, Sr., C	31	252	8.1
1992	Derrick Chandler, Jr., C	29	238	8.2
1991	Rich King, Sr., C	34	274	8.1
1990	Rich King, Jr., C	28	208	7.4
1989	Pete Manning, Sr., F/C	33	201	6.1
1988	Derrick Vick, Sr., F	31	162	5.2
1987	Bill Jackman, Sr., F	33	213	6.5
1986	Bernard Day, Jr., F	30	198	6.6
1985	Dave Hoppen, Jr., C	30	258	8.6
1984	Dave Hoppen, So., C	30	207	6.9
1983	Claude Renfro, Sr., F	32	175	5.5
1982	Jerry Shoecraft, Sr., F	28	122	4.4
1981	Andre Smith, Sr., C	26	172	6.6
1980	Andre Smith, Jr., C	31	251	8.1
1979	Carl McPipe, Sr., C	26	196	7.5
1978	Carl McPipe, Jr., C	29	228	7.9
1977	Carl McPipe, So., C	29	241	8.3
1976	Larry Cox, Sr., C	27	166	6.1
1975	Bob Siegel, So., F	26	227	8.7
1974	Brendy Lee, Sr., F/C	26	197	7.6
1973	Brendy Lee, Sr., F/C	26	185	7.1
1972	Chuck Jura, Sr., C	26	305	11.7
1971	Leroy Chalk, Sr., C	26	290	11.2
1970	Leroy Chalk, Jr., C	24	235	9.4
1969	Leroy Chalk, So., C	26	257	9.9
1968	Stuart Lantz, Sr., G	25	179	7.2
1967	Stuart Lantz, Jr., G	25	193	7.7
1966	Stuart Lantz, So., G	25	199	8.0
1965	Fred Hare, So., F	25	185	7.4
1964	Charlie Jones, F	25	171	6.8
1963	Charlie Jones, F	25	204	8.2
1962	Tom Russell, Sr., F/C	25	200	8.0
1961	Tom Russell, Jr., F/C	24	232	9.7
1960	Herschell Turner, G	24	193	8.0
1959	Herschell Turner, G	25	244	9.8
1958	Herschell Turner, G	23	189	8.2
1957	Rex Ekwall, F	23	214	9.3
1956	Rex Ekwall, F	21	224	10.7
1955	Rex Ekwall, F	21	241	11.5
1954	Bill Johnson, C	21	236	11.2
1953	Bill Johnson, C	20	188	9.4
1952	Bill Johnson, C	19*	145	7.6

*Rebounding statistics missing for five games in 1952, and not available for seasons prior to 1952.

FREE THROW PERCENTAGE

Year	Leader*	G	FT-FTA	Pct.
2017	Glynn Watson Jr., So., G	21	68-84	.810
2016	Andrew White III, Jr., G	34	86-111	.775

2015	Shavon Shields, Jr., F	32	139-168	.827
2014	Terran Petteway, So., G/F	32	167-204	.819
2013	Brandon Ubel, Sr., F	31	93-116	.802
2012	Bo Spencer, Sr., G	30	92-105	.876
2011	Brandon Richardson, Jr., G	31	60-72	.833
2010	Brandon Richardson, So., G	31	85-103	.825
2009	Cookie Miller, So., G	30	58-71	.817
2008	Steve Harley, Jr., G	32	61-86	.709
2007	Charles Richardson Jr., Sr., G	31	68-81	.840
2006	Jamel White, Fr., G	33	69-86	.802
2005	Marcus Neal Jr., Sr., G	28	54-68	.794
2004	Nate Johnson, Sr., G	30	103-119	.866
2003	Nate Johnson, Jr., G	28	83-114	.728
2002	Cary Cochran, Sr., G	28	71-77	.922#
2001	Cookie Belcher, Sr., G	30	90-121	.744
2000	Danny Walker, Jr., G	29	59-76	.776
1999	Larry Florence, Sr., F	33	73-99	.737
1998	Tyronn Lue, Jr., G	32	120-145	.828
1997	Tyronn Lue, So., G	32	126-155	.813
1996	Erick Strickland, Sr., G	35	116-141	

N 2017-18 NEBRASKA BASKETBALL

STATISTICAL LEADERS (SINCE 1947)

3-POINT PERCENTAGE

Year	Leader*	G	3FG-Att.	Pct.
2017	Glynn Watson Jr., So., G	31	48-121	.397
2016	Andrew White III, Jr., G	34	87-211	.412
2015	Terran Petteway, Jr., G	32	68-217	.313
2014	Walter Pitchford, So., F	32	48-117	.410
2013	Dylan Talley, Sr., G	33	51-149	.342
2012	Dylan Talley, Jr., G	25	38-103	.369
2011	Toney McCray, Jr., G	32	35-86	.407
2010	Eshaunte Jones, Fr., G	29	40-92	.435
2009	Paul Velander, Sr., G	31	60-150	.400
2008	Paul Velander, Jr., G	31	36-94	.383
2007	Jay-R Strowbridge, Fr., G	29	25-54	.463
2006	Wes Wilkinson, Sr., F	32	62-148	.419
2005	Joe McCray, Fr., G	28	80-226	.354
2004	Brian Conklin, Sr., F	31	66-118	.559
2003	Andrew Drevo, Jr., F	29	48-149	.322
2002	Brian Conklin, So., G	28	65-150	.433
2001	Cary Cochran, Jr., G	30	78-165	.473
2000	Cary Cochran, So., G	29	62-160	.388
1999	Cary Cochran, Fr., G	32	39-98	.398
1998	Tyronn Lue, Jr., G	32	78-209	.373
1997	Cookie Belcher, Fr., G	33	30-76	.395
1996	Jaron Boone, Sr., G	34	59-167	.353
1995	Jaron Boone, Jr., G	32	70-182	.385
1994	Jaron Boone, So., G	30	35-95	.368
1993	Eric Piatkowski, Jr., F	30	48-129	.372
1992	Jamar Johnson, So., G	28	39-95	.411
1991	Clifford Scales, Sr., G	34	26-57	.456
1990	Chris Cresswell, Sr., G	26	37-97	.381
1989	Ray Richardson, Jr., G/F	32	57-145	.393
1988	Beau Reid, Fr., F	28	26-67	.388
1987	Henry T. Buchanan, Jr., G	33	28-62	.452

*Minimum of 1.5 att. per game while playing in 75 percent of team's games.

ASSISTS

Year	Leader	G	No.	Avg.
2017	Tai Webster, Sr., G	31	124	4.0
2016	Shavon Shields, Sr., F	30	80	2.7
2015	Terran Petteway, Jr., G	31	87	2.7
2014	Tai Webster, Fr., G	32	63	2.0
2013	Dylan Talley, Sr., G	33	81	2.5
2012	Bo Spencer, Sr., G	30	98	3.8
	Brandon Richardson, Sr., G	30	98	3.8
2011	Lance Jeter, Sr., G	33	145	4.5
2010	Lance Jeter, Jr., G	33	134	4.1
2009	Cookie Miller, So., G	30	109	3.6
2008	Cookie Miller, Fr., G	30	109	3.6
2007	Charles Richardson Jr., Sr., G	31	179	5.8
2006	Charles Richardson Jr., Jr., G	30	100	3.3
2005	Marcus Neal Jr., Sr., G	28	93	3.3
2004	Charles Richardson Jr., Fr., G	31	66	2.1
2003	Brennon Clemmons, Sr., G	26	68	2.6
2002	Jake Muhleisen, Fr., G	28	105	3.8
2001	Cookie Belcher, Sr., G	30	131	4.4
2000	Danny Walker, Jr., G	29	97	3.3
1999	Cookie Belcher, Jr., G	32	138	4.3
1998	Tyronn Lue, Jr., G	32	152	4.8
1997	Tyronn Lue, So., G	32	136	4.3
1996	Tyronn Lue, Fr., G	35	144	4.1
1995	Erick Strickland, Jr., G	31	133	4.3
1994	Jamar Johnson, Sr., G	28	123	4.4
1993	Jamar Johnson, Jr., G	28	102	3.3
1992	Jamar Johnson, So., G	28	130	4.6
1991	Beau Reid, Sr., F	34	130	3.8
1990	Clifford Scales, Jr., G	26	110	4.2
1989	Eric Johnson, Sr., G	32	135	4.2
	Beau Reid, So., F	32	135	4.2
1988	Eric Johnson, Jr., G	31	112	3.6
1987	Brian Carr, Sr., G	33	166	5.0
1986	Brian Carr, Jr., G	30	201	6.7
1985	Brian Carr, So., G	30	237	7.9
1984	David Ponce, Sr., G	30	124	4.1
1983	Stan Cloudy, Jr., F	28	106	3.3

1982	Jack Moore, Sr., G	27	109	4.0
1981	Jack Moore, Jr., G	27	108	4.0
1980	Jack Moore, So., G	31	145	4.7
1979	Bob Moore, Sr., G	27	81	3.0
1978	Brian Banks, Jr., G	30	96	3.2
1977	Allen Holder, Sr., G/F	29	119	4.1
1976	Jerry Fort, Sr., G	27	85	3.1
1975	Steve Erwin, Sr., F	26	85	3.3
1974	Ricky Marsh, So., G	26	77	3.0

BLOCKED SHOTS

Year	Leader	G	No.	Avg.
2017	Ed Morrow Jr., So., F	24	27	1.1
2016	Michael Jacobson, Fr., F	34	28	0.8
2015	Terran Petteway, Jr., G	31	27	0.9
2014	Terran Petteway, So., G/F	32	24	0.8
2013	Andre Almeida, Sr., C	29	32	1.1
2012	Jorge Brian Diaz, Jr., C	16	31	1.9
2011	Andre Almeida, Jr., C	30	39	1.3
2010	Jorge Brian Diaz, Fr., C	33	41	1.2
2009	Toney McCray, Fr., G	30	18	0.6
2008	Aleks Maric, Sr., C	33	57	1.7
2007	Aleks Maric, Jr., C	30	33	1.1
2006	Wes Wilkinson, Sr., F	32	61	1.9
2005	John Turek, Sr., F	28	35	1.3
2004	John Turek, Jr., F	31	37	1.2
2003	John Turek, So., F	30	52	1.7
2002	John Turek, Fr., F	26	39	1.4
2001	Kimani Ffriend, Sr., C	28	74	2.6
2000	Kimani Ffriend, Jr., C	30	85	2.8
1999	Venson Hamilton, Sr., C	33	80	2.4
1998	Venson Hamilton, Jr., C	32	66	2.1
1997	Mikki Moore, Sr., C	33	88	2.7
1996	Mikki Moore, Jr., C	35	71	2.1
1995	Mikki Moore, So., C	32	67	2.1
1994	Terrance Badgett, So., F	29	26	0.9
1993	Derrick Chandler, Sr., C	31	53	1.7
1992	Derrick Chandler, Jr., C	29	91	3.1
1991	Rich King, Sr., C	34	68	2.0
1990	Rich King, Jr., C	28	45	1.6
1989	Rich King, So., C	33	50	1.5
1988	Derrick Vick, Sr., F	31	21	0.7
1987	Derrick Vick, Jr., F	32	19	0.6
1986	Dave Hoppen, Sr., C	19	11	0.6
1985	Ronnie Smith, Sr., C/F	29	13	0.4
	Dave Hoppen, Jr., C	30	13	0.4
1984	Dave Hoppen, So., C	30	12	0.4
1983	Dave Hoppen, Fr., C	32	19	0.6
1982	Lenard Johnson, Jr., F/C	27	23	0.9
1981	Andre Smith, Sr., C	26	20	0.8
1980	Greg Downing, Fr., G/F	31	15	0.5
1979	Carl McPipe, Sr., C	26	30	1.2
1978	Terry Novak, Sr., G/F	30	18	0.6

STEALS

Year	Leader	G	No.	Avg.
2017	Glynn Watson Jr., So., G	31	50	1.6
2016	Tai Webster, Jr., G	34	46	1.4
2015	Benny Parker, Jr., G	31	45	1.5
2014	David Rivers, Jr., F	25	25	1.0
2013	Ray Gallegos, Jr., G	33	46	1.4
2012	Brandon Richardson, Sr., G	30	54	1.8
2011	Lance Jeter, Sr., G	32	57	1.8
2010	Ryan Anderson, Sr., G	31	53	1.7
2009	Cookie Miller, So., G	30	45	1.5
	Steve Harley, Sr., G	31	45	1.5
2008	Cookie Miller, Fr., G	30	58	1.7
2007	Charles Richardson Jr., Sr., G	31	56	1.8
2006	Charles Richardson Jr., Jr., G	30	34	1.1
2005	Joe McCray, Fr., G	28	32	1.1
2004	Jake Muhleisen, Jr., G	31	36	1.2
2003	Brennon Clemmons, Sr., G	26	47	1.8
2002	Brennon Clemmons, Jr., G	28	48	1.7
2001	Cookie Belcher, Sr., G	30	82	2.7

2000	Larry Florence, Sr., F	30	44	1.5
1999	Cookie Belcher, Jr., G	32	102	3.2
1998	Cookie Belcher, So., G	32	75	2.3
1997	Cookie Belcher, Fr., G	33	87	2.6
1996	Erick Strickland, Sr., G	35	61	1.7
1995	Erick Strickland, Jr., G	31	89	2.9
1994	Erick Strickland, So., G	30	60	2.0
1993	Jamar Johnson, Jr., G	31	52	1.7
1992	Jamar Johnson, So., G	28	36	1.3
1991	Clifford Scales, Sr., G	34	64	1.9
1990	Clifford Scales, Jr., G	26	44	1.7
1989	Eric Johnson, Sr., G	32	68	2.1
1988	Eric Johnson, Jr., G	31	60	1.9
1987	Brian Carr, Sr., G	33	67	2.0
1986	Brian Carr, Jr., G	30	31	1.0
1985	Curtis Moore, Sr., F	30	45	1.5
1984	Jamid Ponce, Sr., G	30	36	1.2
1983	Greg Downing, Sr., G/F	31	46	1.5
1982	Ray Collins, Sr., G/F	28	38	1.4
1981	Jack Moore, Jr., G	27	36	1.3
1980	Jack Moore, So., G	31	42	1.4
1979	Brian Banks, Sr., G	24	34	1.4
1978	Brian Banks, Jr., G	30	36	1.2

MINUTES PLAYED

Year	Leader	G	Min.	Avg.
2017	Tai Webster, Sr., G	31	1075	34.7
2016	Shavon Shields, Sr., F	30	921	30.7
2015	Shavon Shields, Jr., F	31	1095	35.3
2014	Shavon Shields, So., F	32	1042	32.6
2013	Ray Gallegos, Jr., G	33	1237	37.5
2012	Bo Spencer, Sr., G	30	976	32.5
2011	Lance Jeter, Sr., G	33	967	30.2

2010	Lance Jeter, Jr., G	33	1,024	31.0
2009	Steve Harley, Sr., G	31	937	30.2
2008	Ryan Anderson, So., G	33	980	29.7
2007	Charles Richardson Jr., Sr., G	31	1,125	36.3
2006	Jason Dourisseau, Sr., G	33	1,006	30.5
2005	Joe McCray, Fr., G	28	832	29.7
2004	Jake Muhleisen, Jr., G	31	827	26.7
2003	Nate Johnson, Jr., G	28	895	32.0
2002	Jake Muhleisen, Fr., G	28	821	29.3
2001	Cookie Belcher, Sr., G	30	1,024	34.1
2000	Steffon Bradford, Jr., F	30	904	30.1
1999	Venson Hamilton, Sr., C	33	1,074	32.5
1998	Tyronn Lue, Jr., G	32	1,149	35.9
1997	Tyronn Lue, So., G	32	1,150	35.9
1996	Jaron Boone, Sr., G	34	1,105	32.5
1995	Jaron Boone, Jr., G	32	1,043	32.6
1994	Eric Piatkowski, Sr., F	30	972	32.4
1993	Eric Piatkowski, Jr., F	30	892	29.7
1992	Eric Piatkowski, So., F	29	873	30.1
1991	Clifford Scales, Sr., G	34	982	28.9
1990	Clifford Scales, Jr., G	26	824	31.7
1989	Eric Johnson, Sr., G	32	996	31.1
1988	Eric Johnson, Jr., G	31	889	28.7
1987	Brian Carr, Sr., G	33	1,065	32.3
1986	Brian Carr, Jr., G	30	1,063	35.4
1985	Dave Hoppen, Jr., C	30	1,155	38.5
1984	Dave Hoppen, So., C	30	1,058	35.3
1983	Stan Cloudy, Jr., F	32	1,021	31.9
1982	Jack Moore, Sr., G	27	1,017	37.7
1981	Jack Moore, Jr., G	27	984	36.4
1980	Jack Moore, So., G	31	1,143	36.9
1979	Bob Moore, Sr., G	27	868	32.1



Shavon Shields led the Huskers in both scoring and assists during the 2015-16 season.

2017-18 NEBRASKA BASKETBALL
NEBRASKA YEAR-BY-YEAR TOTALS



Season	Won-Lost	FG-FGA	Pct.	FT-FTA	Pct.	Reb.-Avg.	Pts.-Avg.
1948	11-13	494-1,717	.288	356-613	.581	*	1,344-56.0
1949	16-10	504-1,719	.293	351-595	.590	*	1,359-52.3
1950	16-7	490-1,506	.325	369-598	.617	*	1,349-58.7
1951	9-14	440-1,283	.343	329-447	.662	*	1,209-52.6
1952	7-17	569-1,661	.343	357-603	.592	888-37.0	1,495-62.3
1953	9-11	444-1,252	.355	510-795	.642	835-41.8	1,398-69.9
1954	8-13	503-1,336	.376	463-772	.600	747-35.6	1,469-70.0
1955	9-12	506-1,288	.393	474-681	.696	882-42.0	1,486-70.8
1956	7-16	490-1,421	.345	452-715	.632	770-33.5	1,432-62.3
1957	11-12	487-1,301	.374	446-667	.669	905-39.3	1,420-61.7
1958	10-13	470-1,255	.375	387-637	.608	892-38.8	1,327-57.7
1959	12-13	531-1,422	.373	402-619	.649	1,122-44.9	1,464-58.6
1960	7-17	561-1,559	.360	370-573	.646	1,170-48.8	1,492-62.7
1961	10-14	554-1,447	.383	437-651	.671	1,162-48.4	1,545-64.4
1962	9-16	575-1,470	.391	389-592	.657	1,128-45.1	1,539-61.6
1963	6-19	573-1,502	.381	341-554	.616	1,101-44.0	1,487-59.5
1964	8-17	645-1,676	.385	289-521	.555	1,063-42.5	1,579-63.2
1965	10-15	635-1,611	.394	436-724	.602	1,053-42.1	1,706-68.2
1966	20-5	739-1,708	.433	450-650	.692	1,061-42.4	1,928-77.2
1967	16-9	784-1,749	.448	424-583	.727	1,032-41.3	1,992-78.9
1968	15-10	725-1,612	.450	504-659	.765 (3)	835-33.4	1,954-78.2
1969	12-14	690-1,587	.435	527-739	.713	908-34.9	1,908-73.4
1970	16-9	696-1,527	.455	421-620	.679	899-36.0	1,813-72.5
1971	18-8	753-1,490	.505 (6)	402-574	.700	890-34.2	1,908-73.4
1972	14-12	734-1,509	.486	367-579	.634	1,022-39.3	1,835-70.6
1973	9-17	704-1,647	.427	244-380	.642	972-37.4	1,652-63.5
1974	14-12	725-1,730	.419	291-443	.657	1,121-43.1	1,741-67.0
1975	14-12	741-1,679	.441	317-485	.654	1,032-39.7	1,799-69.2
1976	19-8	715-1,637	.465	385-532	.724	890-33.0	1,815-67.2
1977	15-14	732-1,638	.447	350-541	.647	1,010-34.8	1,814-62.6
1978	22-8	829-1,696	.489	374-551	.679	963-32.1	2,032-67.7
1979	14-13	720-1,555	.463	289-438	.660	882-32.7	1,729-64.0
1980	18-13	812-1,600	.508	507-677	.749 (15)	809-26.1	2,131-68.7
1981	15-12	666-1,360	.490	380-507	.750 (11)	737-27.3	1,712-63.4
1982	16-12	679-1,441	.471	409-552	.741 (11)	777-27.8	1,767-63.1
1983	22-10	855-1,667	.513	478-696	.687	979-30.6	2,188-68.4
1984	18-12	786-1,529	.514	376-534	.704	846-28.2	1,948-64.9
1985	16-14	873-1,706	.512	409-568	.720	913-30.4	2,155-71.8
1986	19-11	835-1,635	.511	455-612	.743	902-30.1	2,125-70.8

Season	Won-Lost	FG-FGA	Pct.	3FG-Att.	Pct.	FT-FTA	Pct.	Reb.-Avg.	Pts.-Avg.
1987	21-12	904-1,933	.468	120-325	.369	544-778	.699	1,119-33.9	2,472-74.9
1988	13-18	832-1,737	.479	88-246	.358	456-636	.718	1,016-32.8	2,208-71.2
1989	17-16	936-1,991	.470	122-335	.364	541-808	.670	1,292-39.2	2,535-76.8
1990	10-18	829-1,759	.471	106-302	.351	495-717	.690	1,069-38.2	2,259-80.7
1991	26-8	1,081-2,185	.495	125-358	.349	690-981	.703	1,454-42.8	2,977-87.6
1992	19-10	842-1,826	.461	183-489	.374	467-739	.632	1,305-45.0	2,334-80.5
1993	20-11	908-1,975	.460	158-468	.338	523-765	.684	1,283-41.4	2,497-80.5
1994	20-10	956-1,978	.483	194-564	.344	514-690	.745 (9)	1,201-40.0	2,620-87.3(11)
1995	18-14	907-1,947	.466	173-504	.343	523-766	.683	1,209-37.8	2,510-78.4
1996	21-14	1,007-2,089	.482	176-494	.356	618-897	.689	1,353-38.7	2,808-80.2
1997	18-15	895-1,927	.464	113-349	.324	504-752	.670	1,295-39.2	2,407-72.9
1998	20-12	867-1,938	.447	150-436	.344	406-649	.626	1,263-39.5	2,290-71.6
1999	20-13	799-1,764	.453	113-365	.310	466-716	.651	1,169-35.4	2,177-66.0
2000	11-19	737-1,729	.426	144-434	.332	432-700	.617	1,217-40.6	2,050-68.3
2001	14-16	755-1,591	.487 (11)	184-480	.383	400-670	.597	1,075-35.8	2,134-71.1
2002	13-15	656-1,668	.393	267-729#	.366	375-555	.676	998-35.6	1,954-69.8
2003	11-19	686-1,724	.398	139-504	.276	389-599	.649	1,114-38.1	1,900-63.3
2004	18-13	765-1,641	.466	210-540	.389 (19)	444-618	.718	1,120-36.1	2,184-70.5
2005	14-14	661-1,556	.425	174-550	.316	409-620	.660	1,072-38.3	1,905-68.0
2006	19-14	736-1,796	.410	221-637	.347	508-758	.670	1,277-38.7	2,201-66.7
2007	17-14	700-1,537	.455	244-650	.375	428-600	.713	928-29.9	2,072-66.8
2008	20-13	790-1,729	.457	190-555	.342	444-667	.666	1,131-34.3	2,214-67.1
2009	18-13	686-1,571	.437	206-571	.361	421-600	.702	861-27.8	1,999-64.5
2010	15-18	768-1,745	.440	217-547	.397 (15)	441-654	.674	1,069-32.4	2,194-66.5
2011	19-13	773-1,677	.461	164-522	.314	414-590	.702	1,131-35.3	2,124-66.4
2012	12-18	649-1,521	.427	194-599	.324	335-437	.767 (7)	901-30.0	1,827-60.9
2013	15-18	708-1,741	.407	165-537	.307	342-494	.692	1,041-31.5	1,923-58.3
2014	19-13	719-1,684	.427	188-564	.333	511-713	.717	1,059-33.1	2,137-66.8
2015	13-18	664-1,613	.412	161-566	.284	416-588	.707	1,022-33.0	1,905-61.5
2016	16-18	883-1,976	.447	220-634	.347	470-644	.730	1,198-35.2	2,456-72.2
2017	12-19	793-1,906	.416	179-560	.320	403-568	.710	1,187-38.3	2,168-69.9

*Rebounding statistics unavailable prior to 1952 and for five games in 1952. #Third nationally in 3-pointers made per game. Note: National top-25 rank, if any, indicated in ().



2017-18 NEBRASKA BASKETBALL

OPPONENT YEAR-BY-YEAR TOTALS

Season	Games	FG-FGA	Pct.	FT-FTA	Pct.	Reb.-Avg.	Pts.-Avg.
1948	24	503*	*	350-588	.627	*	1,356-56.5
1949	26	487*	*	348-600	.580	*	1,322-50.8
1950	23	437*	*	359-586	.613	*	1,233-53.6
1951	23	531-1,462	.363	283-445	.636	*	1,345-58.5
1952	24	*	*	*	*	*	1,580-65.8
1953	20	487-1,409	.346	458-707	.648	790-39.5	1,432-71.6
1954	21	546-1,407	.388	461-721	.639	707-33.7	1,553-74.0
1955	21	497-1,451	.343	514-748	.687	940-44.8	1,508-71.8
1956	23	574-1,626	.353	491-712	.690	1,019-44.3	1,639-71.3
1957	23	513-1,475	.348	493-754	.654	1,010-43.9	1,519-66.0
1958	23	567-1,526	.372	344-539	.638	985-42.8	1,478-64.3
1959	25	565-1,538	.367	374-559	.669	1,135-45.4	1,504-60.2
1960	24	545-1,476	.369	426-655	.650	1,191-49.6	1,516-63.2
1961	24	595-1,621	.367	381-571	.667	1,161-48.4	1,571-65.5
1962	25	656-1,584	.414	364-518	.703	1,052-42.1	1,676-67.0
1963	25	622-1,457	.427	441-639	.690	1,062-42.5	1,685-67.4
1964	25	661-1,633	.405	478-698	.685	1,097-43.9	1,800-72.0
1965	25	676-1,631	.414	486-714	.681	946-37.8	1,838-73.5
1966	25	718-1,666	.431	367-575	.638	987-39.5	1,803-72.1
1967	25	730-1,635	.446	480-691	.695	992-39.7	1,940-77.6
1968	25	750-1,526	.491	370-550	.673	799-32.0	1,870-74.8
1969	26	736-1,639	.449	451-656	.688	886-34.1	1,923-74.0
1970	25	674-1,457	.462	456-675	.676	839-33.6	1,804-72.1
1971	26	689-1,483	.465	384-600	.640	906-34.8	1,762-67.7 (15)
1972	26	654-1,519	.431	451-657	.686	973-37.4	1,759-67.7
1973	26	767-1,706	.450	275-423	.650	1,194-45.9	1,809-69.2
1974	26	716-1,729	.414	301-448	.672	1,084-41.7	1,733-66.7
1975	26	716-1,598	.448	365-525	.695	1,121-43.1	1,797-69.1
1976	27	674-1,447	.468	347-518	.670	907-33.6	1,695-62.8 (8)
1977	29	694-1,572	.441	383-547	.700	1,049-36.2	1,771-61.1 (6)
1978	30	735-1,546	.475	418-608	.688	967-32.2	1,888-62.9 (8)
1979	27	646-1,333	.485	391-552	.708	931-34.5	1,683-62.3 (9)
1980	31	856-1,644	.521	389-519	.750	952-30.7	2,101-67.8
1981	27	631-1,265	.499	350-473	.739	753-29.0	1,612-62.0 (14)
1982	28	607-1,351	.449	335-474	.707	883-31.5	1,549-55.3 (10)
1983	32	766-1,606	.477	418-609	.686	963-30.1	1,950-60.9
1984	30	723-1,452	.498	403-565	.713	821-27.4	1,849-61.6
1985	30	834-1,652	.505	401-574	.699	935-31.2	2,069-69.0
1986	30	822-1,669	.493	356-537	.663	923-30.8	2,000-66.7

Season	Games	FG-FGA	Pct.	3FG-Att.	Pct.	FT-FTA	Pct.	Reb.-Avg.	Pts.-Avg.
1987	33	887-1,888	.470	143-338	.423	537-773	.695	1,201-36.4	2,454-74.4
1988	31	803-1,684	.477	120-317	.379	602-844	.713	1,018-32.8	2,328-75.1
1989	33	916-2,011	.455	160-420	.381	586-880	.666	1,204-36.5	2,578-78.1
1990	28	863-1,817	.475	168-417	.403	516-715	.722	1,065-38.0	2,410-86.1
1991	34	950-2,173	.437	209-605	.345	563-891	.632	1,230-36.2	2,672-78.6
1992	29	846-2,016	.429	178-544	.327	345-563	.613	1,118-38.6	2,215-76.4
1993	31	827-1,923	.430	154-508	.303	538-833	.646	1,175-37.9	2,346-75.7
1994	30	850-1,951	.436	196-599	.327	523-791	.661	1,165-38.8	2,419-80.6
1995	32	831-1,997	.416	230-652	.353	475-707	.672	1,272-39.8	2,367-74.0
1996	35	900-2,174	.414	212-613	.346	631-956	.660	1,319-37.7	2,643-75.5
1997	33	791-1,928	.410	185-519	.356	589-864	.682	1,162-35.2	2,356-71.4
1998	32	774-1,935	.400	202-635	.318	442-671	.659	1,222-38.2	2,192-68.5
1999	33	752-1,809	.416	207-609	.340	410-639	.642	1,139-34.5	2,121-64.3
2000	30	797-1,888	.422	228-661	.345	398-609	.654	1,113-37.1	2,220-74.0
2001	30	742-1,720	.431	184-543	.339	418-594	.704	980-32.7	2,086-69.5
2002	28	706-1,631	.433	213-610	.349	355-510	.696	1,135-40.5	1,980-70.7
2003	30	724-1,776	.408	193-639	.302	413-585	.706	1,172-39.1	2,054-68.5
2004	31	685-1,711	.400 (20)	180-551	.327	399-583	.684	995-32.1	1,949-62.9
2005	28	618-1,493	.414	169-520	.325	385-567	.679	926-33.1	1,790-63.9
2006	33	793-1,928	.411	252-693	.364	342-522	.655	1,159-35.1	2,180-66.1
2007	31	686-1,593	.431	236-624	.378	381-541	.704	994-32.1	1,989-64.2
2008	33	687-1,710	.402 (28)	243-668	.364	385-548	.703	1,063-32.2	2,002-60.7 (18)
2009	31	638-1,482	.431	191-563	.339	405-586	.691	1,066-34.4	1,872-60.4 (22)
2010	33	725-1,682	.431	233-625	.373	486-700	.694	1,080-32.7	2,169-65.7
2011	32	773-1,677	.389 (7)	229-681	.336	393-581	.676	1,016-31.8	1,936-60.5 (16)
2012	30	696-1,533	.454	218-596	.366	359-509	.705	932-31.1	1,969-65.6
2013	33	736-1,695	.434	177-530	.344	445-659	.675	1,161-35.2	2,094-63.5
2014	32	696-1,658	.420	186-590	.315	507-744	.681	1,121-35.0	2,085-65.2
2015	31	657-1,627	.404	208-622	.334	435-627	.694	1,085-35.0	1,957-63.1
2016	34	799-1,823	.438	227-620	.366	520-723	.719	1,130-33.2	2,345-69.0
2017	31	805-1,800	.447	240-601	.399	414-593	.698	1,124-36.3	2,264-73.0

*Rebounding statistics unavailable prior to 1952 and for five games in 1952. Note: NU's national defensive rank, if any, indicated in ().

Opened on Aug. 29, 2013, Pinnacle Bank Arena is the home of the Nebraska men's and women's basketball programs. Located in the Haymarket District in downtown Lincoln, Pinnacle Bank Arena has a basketball capacity of 15,000 and is quickly becoming one of the premier concert destinations in the Midwest. Since its opening, it has hosted concerts ranging from Jay-Z, Paul McCartney, Jason Aldean, Katy Perry, The Eagles and Michael Bublé.

Pinnacle Bank Arena opened to rave reviews during its first year of operation. It was a nominee for best New Major Concert Venue by Pollstar Magazine, one of five facilities in the world chosen for the honor. In April of 2014, the facility was chosen as the Best Arena in College Basketball by Athletic Business, a magazine source for athletic, fitness and recreation professionals.

The 470,400-square foot arena was created with basketball in mind. The facility features a split upper concourse, allowing fans to be closer to the floor than in a typical arena. Pinnacle Bank Arena also features expansive premium seating with 36 suites, 20 loge boxes and over 800 club seats in addition to courtside seating. Other arena amenities include free wi-fi, a Panasonic video board which is 16 1/2 feet tall and 22 feet wide, as well as an upper video board which is six feet tall and 22 feet wide, and retractable seating to allow an intimate environment on game days as well as over 160 concession points of sale. The arena also features an expansive student section with 1,000 seats on the 100 Level, including behind both team benches.

The \$179-million dollar arena is easily accessible in downtown Lincoln as nearly 5,100 parking stalls are within walking distance of the facility, including three new parking garages and the Festival Space to the north of Pinnacle Bank Arena. Pinnacle Bank Arena is part of a \$344 million project in the Haymarket District in downtown Lincoln which also includes a 200-room hotel, 100,000 square feet of retail space, another 100,000 square feet of office space and 100 residential units.

Pinnacle Bank Arena Timeline

- May 11, 2010 Lincoln Arena Bond Issue Passes
- Sept. 7, 2011 Arena Groundbreaking
- Dec. 6, 2011 Naming rights awarded to Pinnacle Bank Arena
- June 2, 2012 Removal of BNSF Railroad begins
- Sept. 14, 2012 Canopy Street Groundbreaking
- Dec. 12, 2012 Arena Topping Off Ceremony
- Aug. 12, 2013 Arena Completion Date
- Aug. 16, 2013 UNL Graduate Commencement
- Aug. 17, 2013 UNL Undergraduate Commencement
- Aug. 29, 2013 Pinnacle Bank Arena Grand Opening
- Sept. 13, 2013 Michael Bublé Concert (1st concert)
- Oct. 27, 2013 NU WBB vs. Pittsburg State (exhibition)
- Nov. 4, 2013 NU MBB vs. UNK (exhibition)
- Nov. 8, 2013 NU Women's Basketball Opener vs. UCLA
- Nov. 8, 2013 NU Men's Basketball Opener vs. FGCU

Pinnacle Bank Arena Construction

- Owner:** City of Lincoln
- Owner's Representative:** PC Sports
- Operator:** SMG
- Construction Managers:** M.A. Mortenson Company/ Hampton Construction Company
- Architect:** DLR Group
- Associate Architects:** BVH Architects/The Clark Enersen Partners
- Food Service Consultant:** SMG/Savor and Williams Caruso & Associates



Pinnacle Bank Arena Opening



Opening night for the Huskers at Pinnacle Bank Arena was a smashing success. The pregame ceremonies included performances from Tommy Lee and DJ Aero (upper left), the Cornhusker Marching Band (middle and lower left) while Karmin (top right) sang the national anthem. A sellout crowd of 15,119 was on hand as Nebraska defeated Florida Gulf Coast, 79-55, behind a game-high 28 points from Shavon Shields. Use your smart phone to watch some of the highlights from opening night at Pinnacle Bank Arena.

RECORDS

PINNACLE BANK ARENA FACTS

Games: 66 in 4 seasons
 Record: 43-23 (.651)
 Overtime Record: 2-3 (.400)
 Record vs. Ranked Opponents: 3-7 (.300)
 Record vs. Unranked Opponents: 40-16 (.714)
 Most Consecutive Home Winning Seasons: 3, 2014-16
 Most Home Games, Season: 18, 2015-16
 Most Wins in Pinnacle Bank Arena, Season: 15, 2013-14
 Most Home Wins, Season: 15, 2013-14
 Most Home Losses, Season: 8, 2015-16, 2016-17
 Most Consecutive Home Wins: 12, Jan. 20-Nov. 18, 2014
 Most Consecutive Home Losses:
 3, Feb. 10, 2015-March 8, 2015
 Most Consecutive Home Conference Wins:
 8, Jan. 20-March 8, 2014
 Most Consecutive Home Conference Losses:
 5, Feb. 10, 2015-Jan. 2, 2016

TOP-10 PINNACLE BANK ARENA CROWDS

No.	Attend.	Opponent	Date
1.	15,998	Wisconsin	March 9, 2014
2.	15,987	Tennessee-Martin	Nov. 28, 2014
4.	15,978	Northwestern	March 1, 2014
5.	14,949	Arkansas State	Dec. 14, 2013
6.	15,945	Minnesota	Jan. 26, 2014
7.	15,933	Iowa	Feb. 22, 2015
8.	15,902	Creighton	Dec. 7, 2016
9.	15,891	Purdue	Feb. 23, 2014
10.	15,889	Omaha	Nov. 22, 2014

15,000-plus crowds

54 (Last time, March 5, 2017 vs. Michigan)

14,000-plus crowds

65 (Last time, March 5, 2017 vs. Michigan)

Season Opener Record

15,883, vs. Sacramento State, Nov. 13, 2016

Opening-Night Attendance

15,119, vs. Florida Gulf Coast, Nov. 8, 2013

Last Conference Sellout

15,680 vs. Illinois, Feb. 26, 2017

Last Non-Conference Sellout

15,905 vs. Creighton, Dec. 7, 2016



PINNACLE BANK ARENA YEAR BY YEAR

Season	Overall		Conference	
	W-L	Pct.	W-L	Pct.
2013-14	15-1	.938	8-1	.889
2014-15	10-6	.625	5-4	.555
2015-16	10-8	.556	3-6	.333
2016-17	8-8	.500	3-6	.333
4 Years	43-23	.651	19-17	.527



RECORD VS. OPPONENTS

AT PINNACLE BANK ARENA

Opponent	W-L	Pct.
Abilene Christian	1-0	1.000
Arkansas Pine Bluff	1-0	1.000
Arkansas State	1-0	1.000
Central Arkansas	1-0	1.000
Cincinnati	1-0	1.000
Creighton	0-2	.000
Delaware State	1-0	1.000
Florida Gulf Coast	1-0	1.000
Gardner-Webb	0-1	.000
Illinois	2-1	.667
Incarnate Word	0-1	.000
Indiana	1-2	.333
Iowa	1-1	.500
Louisiana Tech	1-0	1.000
Mary	1-0	1.000
Maryland	0-2	.000
Miami (Fla.)	1-1	.500
Michigan	0-3	.000
Michigan State	1-1	.500
Minnesota	3-0	1.000
Mississippi Valley State	1-0	1.000
Northern Illinois	1-0	1.000
Northern Kentucky	1-0	1.000
Northwestern	2-2	.500
Ohio State	1-2	.333
Omaha	1-0	1.000
Penn State	3-0	1.000
Prairie View A&M	1-0	1.000
Purdue	2-1	.667
Rutgers	2-0	1.000
Sacramento State	1-0	1.000
Samford	0-1	.000
South Carolina State	1-0	1.000
South Dakota	1-0	1.000
Southern	1-0	1.000
Southeastern Louisiana	1-0	1.000
Tennessee-Martin	1-0	1.000
The Citadel	1-0	1.000
Western Illinois	1-0	1.000
Wisconsin	1-2	.333
Non-Conference Totals	24-6	.800
Conference	19-17	.527
All-Time Record	43-23	.651



NEBRASKA INDIVIDUAL

Points:
 35, Terran Petteway vs. Minnesota, Jan. 26, 2014
 35, Shavon Shields vs. Omaha, Nov. 25, 2014
 35, Andrew White III vs. Penn State, Feb. 13, 2016

Field Goals:
 12, Shavon Shields vs. Omaha, Nov. 25, 2014

Field Goal Attempts:
 25, Shavon Shields vs. Miami, Dec. 1, 2015 (11 made)

Field Goal Percentage:
 1.000, David Rivers vs. No. Kentucky, Nov. 16, 2014 (5-5)
 1.000, Ed Morrow Jr. vs. SE Louisiana, Nov. 22, 2015 (5-5)

Field Goals, No Misses:
 5, David Rivers vs. No. Kentucky, Nov. 16, 2014 (5-5)
 5, Ed Morrow Jr. vs. SE Louisiana, Nov. 22, 2015 (5-5)

3-Point Field Goals:
 6, Glynn Watson Jr., vs. Iowa, Jan. 5, 2017 (8 att.)

3-Point Field Goals Attempted:
 12, Andrew White III vs. Abilene Christian, Dec. 6, 2015 (4 made)

3-Point Field Goal Percentage: (Most w/o Miss)
 1.000, Shavon Shields vs. Omaha, Nov. 22, 2014 (4-4)
 1.000, Jack McVeigh vs. Miss. Valley St., Nov. 14, 2015 (4-4)

Free Throws:
 15, Shavon Shields vs. Illinois, Feb. 12, 2014 (15 att.)

Free Throw Attempts:
 19, Terran Petteway vs. Penn State, Feb. 20, 2014 (14 made)

Free Throws, No Misses:
 15, Shavon Shields vs. Illinois, Feb. 12, 2014

Rebounds:
 12, Ed Morrow Jr. vs. Gardner-Webb, Dec. 18, 2016

Assists:
 9, Glynn Watson Jr. vs. Rutgers, Feb. 6, 2016
 9, Tai Webster vs. South Dakota, Dec. 3, 2016

Blocked Shots:
 4, Jake Hammond vs. Miami (Fla.), Dec. 1, 2015
 4, Ed Morrow Jr. vs. Gardner-Webb, Dec. 18, 2016
 4, Isaiah Roby vs. Ohio State, Jan. 18, 2017

Steals:
 5, Tai Webster vs. Michigan, Jan. 23, 2016

Minutes Played:
 49, Tai Webster vs. Iowa (2 OT), Jan. 5, 2017

NEBRASKA OPPONENT

Points:
 34, Peter Jok, Iowa, Jan. 5, 2017

Field Goals:
 12, Corey Sanders, Rutgers, Feb. 6, 2016 (20 att.)
 12, Peter Jok, Iowa, Jan. 5, 2017 (24 att.)

Field Goal Attempts:
 24, Travis Trice, Michigan State, Jan. 24, 2015 (9 made)
 24, Peter Jok, Iowa, Jan. 5, 2017 (12 made)

Field Goal Percentage:
 1.000, Kenny Goins, Michigan State, Feb. 2, 2017

Field Goals, No Misses (Min. 5 att.):
 5, Kenny Goins, Michigan State, Feb. 2, 2017

3-Point Field Goals:
 8, Malik Smith, Minnesota, Jan. 26, 2014 (12 att.)

3-Point Field Goals Attempted:
 12, Malik Smith, Minnesota, Jan. 26, 2014 (8 made)

3-Point Field Goal Percentage: (Most w/o Miss)
 1.000, Rick Kreklow, Creighton, Dec. 7, 2014 (3-3)
 1.000, JerShon Cobb, Northwestern, Feb. 3, 2015 (3-3)
 1.000, Joshua Langford, Michigan St., Feb. 2, 2017 (3-3)
 1.000, Alvin Ellis III, Michigan State, Feb. 2, 2017 (3-3)

Free Throws:
 9, Melo Trimble, Maryland, March 8, 2014 (10 att.)

Free Throw Attempts:
 11, Rayvonte Rice, Illinois, Feb. 12, 2014 (7 made)
 11, Ghaivonni Robinson, Arkansas-Pine Bluff, Nov. 24, 2015 (6 made)

11, Nigel Hayes, Wisconsin, Feb. 9, 2017 (7 made)

Free Throws, No Misses:
 8, Christen Cunningham, Samford, Dec. 20, 2015

Rebounds:
 18, Brandon Dawson, Michigan State, Jan. 24, 2015

Assists:
 16, Derrick Walton Jr., Michigan, March 5, 2017

Blocked Shots:
 8, Diamond Stone, Maryland, Feb. 3, 2016

Steals:
 6, Damian Young, Mississippi Valley State, Nov. 14, 2015
 6, Laquincy Rideau, Gardner-Webb, Dec. 18, 2017

Minutes Played:
 45, Tony Caupain, Cincinnati, Dec. 13, 2014 (2 OT)

NEBRASKA TEAM

Points in a Game:
 97, vs. Mississippi Valley State, Nov. 14, 2015

Fewest Points in a Game:
 46, vs. Iowa, Feb. 22, 2015

Points in a Half:
 54, vs. Mississippi Valley State, Nov. 14, 2015 (2nd)
 53, vs. Southeastern Louisiana, Nov. 22, 2015 (1st)

Fewest Points in a Half:
 13, vs. Wisconsin, Feb. 10, 2015 (1st)

Margin of Victory:
 46, vs. Mississippi Valley State, Nov. 14, 2015 (97-51)

Margin of Defeat:
 36, vs. Michigan, March 5, 2017 (57-93)

Field Goals:
 34, vs. Rutgers, Feb. 6, 2016 (67 att.)

Field Goal Attempts:
 71, vs. Iowa, Jan. 5, 2017 (32 made)

Field Goal Percentage:
 .628, vs. Northwestern, Feb. 3, 2015 (27-43)

Lowest Field Goal Percentage:
 .271, vs. Ohio State, Feb. 20, 2016 (19-70)

3-Point Field Goals:
 12, vs. Delaware State, Nov. 19, 2015 (28 att.)

3-Point Field Goals Attempted:
 35, vs. Ohio State, Feb. 20, 2016 (9 made)

3-Point Field Goal Percentage:
 .750, vs. Rhode Island, Dec. 13, 2015 (6-8)

Free Throws Made:
 37, vs. Penn State, Feb. 20, 2014 (48 att.)

Fewest Free Throws Made:
 3, vs. Michigan, March 5, 2017 (15 att.)

Free Throw Attempts:
 48, vs. Penn State, Feb. 20, 2014 (37 made)

Fewest Free Throws Attempted:
 5, vs. Illinois, Jan. 11, 2015 (5 made)

Free Throw Percentage (Min. 10 att.):
 .923, vs. Penn State, Feb. 13, 2016 (12-13)

Rebounds:
 52, vs. Southeastern Louisiana, Nov. 22, 2015

Fewest Rebounds:
 22, vs. Indiana, Jan. 30, 2014

Personal Fouls:
 26, vs. Purdue, Feb. 23, 2014

Fewest Personal Fouls:
 10, vs. Illinois, Jan. 11, 2015

Assists:
 22, vs. Rutgers, Feb. 6, 2016

Turnovers:
 22, vs. Cincinnati, Dec. 13, 2014
 22, vs. Wisconsin, Feb. 9, 2017

Fewest Turnovers:
 5, vs. South Carolina State, Nov. 17, 2013
 5, vs. Wisconsin, March 9, 2014

Blocked Shots:
 7, vs. Mary, Nov. 15, 2016

7, vs. Iowa, Jan. 5, 2017

Steals:
 14, vs. Iowa, Jan. 5, 2017

OPPONENT TEAM

Points in a Game:
 93, by Michigan, March 5, 2017

Fewest Points in a Game:
 38, by Mary, Nov. 15, 2016

Points in a Half:
 52, by Michigan State, Jan. 24, 2015 (2nd)

Fewest Points in a Half:
 13, by Miami (Fla.), Dec. 4, 2013 (1st)

Margin of Victory:
 36, by Michigan, March 5, 2017 (57-93)

Field Goals:
 34, by Michigan, March 5, 2017 (54 att.)
 34, by Iowa, Jan. 5, 2017 (77 att.)

Field Goal Attempts:
 77, by Iowa, Jan. 5, 2017 (34 made)

Field Goal Percentage:
 .630, by Michigan, March 5, 2017 (34-54)

Lowest Field Goal Percentage:
 .259, by Mississippi Valley St., Nov. 14, 2015 (15-48)

3-Point Field Goals:
 14, by Michigan, March 5, 2017 (27 att.)
 14, by Purdue, Jan. 29, 2017 (24 att.)

3-Point Field Goals Attempted:
 29, by Illinois, Jan. 11, 2015 (6 made)

3-Point Field Goal Percentage:
 .647, by Michigan State, Feb. 2, 2017 (11-17)

Free Throws:
 24, by Wisconsin, Feb. 10, 2015 (31 att.)

Fewest Free Throws:
 3, by Michigan, Jan. 9, 2014 (9 att.)
 3, by Michigan State, Feb. 2, 2017 (6 att.)

Free Throw Attempts:
 31, by Wisconsin, Feb. 10, 2015 (24 made)

Fewest Free Throw Attempts:
 6, by Michigan State, Feb. 2, 2017 (3 made)

Free Throw Percentage (Min. 10 att.):
 .929, by Northwestern, Jan. 8, 2017 (13-14)

Rebounds:
 51, by Iowa, Jan. 5, 2017

Fewest Rebounds:
 18, by Northwestern, Feb. 3, 2015

Personal Fouls:
 27, by Maryland, March 8, 2015
 27, by Michigan State, Jan. 24, 2015
 27, by Penn State, Feb. 20, 2014
 27, by Mississippi Valley State, Nov. 14, 2015
 27, by Arkansas-Pine Bluff, Nov. 24, 2015

Fewest Fouls:
 11, by Northwestern, Dec. 30, 2015

Assists:
 22, by Purdue, March 1, 2016

Turnovers:
 21, by Arkansas State, Dec. 14, 2013
 21, by Mississippi Valley State, Nov. 14, 2015

Fewest Turnovers:
 6, by Penn State, Feb. 20, 2014

Blocked Shots:
 13, by Maryland, Feb. 3, 2016

Steals:
 14, by Gardner-Webb, Dec. 18, 2017

PINNACLE BANK ARENA

Year	Total			Conference		
	G	Att.	Avg.	G	Att.	Avg.
2013-14	16	246,702	15,419	9	140,700*	15,633*
2014-15	16	249,101	15,569*	9	139,693	15,521
2015-16	18	277,739*	15,430	9	139,510	15,501
2016-17	16	246,832	15,427	9	139,550	15,506
Totals	66	1,020,374	15,460	36	559,453	15,540

*Single-season record

BOB DEVANEY SPORTS CENTER

Year	Total			Conference		
	G	Att.	Avg.	G	Att.	Avg.
1976-77	11	106,868	9,715	7	74,243	10,606
1977-78	17	172,892	10,170	7	90,514	12,931
1978-79	11	131,769	11,979	7	87,502	12,500
1979-80	16	145,626	9,102	7	79,015	11,288
1980-81	15	136,483	9,099	7	82,009	11,716
1981-82	14	143,819	10,273	7	79,329	11,333
1982-83	18	195,333	10,852	7	86,511	12,359
1983-84	17	173,721	10,219	7	82,233	11,746
1984-85	15	176,045	11,736	7	95,221	13,603
1985-86	15	146,117	9,741	7	78,208	11,173
1986-87	17	197,395	11,611	7	81,680	11,669
1987-88	14	159,100	11,364	7	90,875	12,982
1988-89	18	193,545	10,753	7	87,283	12,469
1989-90	15	150,190	10,013	7	81,894	11,699
1990-91	15	199,605	13,307	7	100,740	14,391
1991-92	16	207,950	12,997	7	100,079	14,297
1992-93	16	213,715	13,357	7	100,620	14,374
1993-94	16	212,447	13,278	7	100,973	14,475
1994-95	17	202,688	11,923	7	95,768	13,681
1995-96	16	168,225	10,514	7	87,065	12,438
1996-97	16	174,119	10,882	8	99,167	12,396
1997-98	15	141,472	9,431	8	87,060	10,883
1998-99	16	146,653	9,166	8	77,477	9,685
1999-2000	16	117,466	7,342	8	70,321	8,790
2000-01	14	122,602	8,757	8	77,057	9,632
2001-02	16	130,053	8,128	8	78,637	9,830
2002-03	15	121,179	8,079	8	70,264	8,783
2003-04	18	144,663	8,037	8	79,274	9,909
2004-05	16	131,763	8,235	8	72,869	9,109
2005-06	19	125,267	6,593	8	72,233	9,029
2006-07	16	134,981	8,436	8	75,009	9,376
2007-08	19	155,258	8,171	8	80,875	10,109
2008-09	18	146,964	8,164	8	81,744	10,218
2009-10	18	122,387	6,799	8	66,777	8,347
2010-11	19	178,507	9,395	8	90,131	11,266
2011-12	17	170,019	10,019	9	96,264	10,696
2012-13	18	186,342	10,352	9	98,909	10,990

LARGEST CROWDS TO SEE NEBRASKA

- 25,348 Xavier, at Minneapolis, Minn., March 14, 1991 (NCAA)
- 21,229 Ohio State, at Chicago, March 16, 2013 (B1GT)
- 19,667 Purdue, at Chicago, March 15, 2013 (B1GT)
- 18,999 Kansas, at Dallas, March 11, 2006 (B12T)
- 18,910 Oklahoma State, at Kansas City, Mo., March 9, 2011 (B12T)
- 18,892 Oklahoma, at Dallas, March 10, 2006 (B12T)
- 18,879 Oklahoma State, at Oklahoma City, March 8, 2007 (B12T)
- 18,596 Ohio State, at Indianapolis, March 14, 2014 (B1GT)
- 18,268 Missouri, Dallas, Texas, March 10, 2004 (B12T)
- 17,876 Iowa State, at Kansas City, Mo., March 8, 1996 (B8T)





BIG EIGHT

1977 (NU, 0-1)
at Kansas 61, Nebraska 58,
Tournament Champion: Kansas State
Regular-Season Champion: Kansas State

1978 (NU, 1-1)
Nebraska 71, Oklahoma State 63
Missouri 61, Nebraska 58
Tournament Champion: Missouri
Regular-Season Champion: Kansas

1979 (NU, 0-1)
at Kansas State 61, Nebraska 60 (2OT)
Tournament Champion: Oklahoma
Regular-Season Champion: Oklahoma

1980 (NU, 1-1)
Nebraska 75, Oklahoma 68
Kansas State 60, Nebraska 59
Jack Moore, All-Tournament
Regular-Season Champion: Missouri
Tournament Champion: Kansas State

1981 (NU, 0-1)
Colorado 70, Nebraska 66
Tournament Champion: Kansas
Regular-Season Champion: Missouri

1982 (NU, 1-1)
Nebraska 60, Oklahoma State 49
Missouri 58, Nebraska 53
Tournament Champion: Missouri
Regular-Season Champion: Missouri

1983 (NU, 1-1)
Nebraska 94, Iowa State 71
Missouri 69, Nebraska 63
Tournament Champion: Oklahoma St.
Regular-Season Champion: Missouri

1984 (NU, 0-1)
Kansas State 41, Nebraska 39
Tournament Champion: Kansas
Champion: Oklahoma St. (13-1, 29-5)

1985 (NU, 0-1)
at Kansas 74, Nebraska 69
Tournament Champion: Oklahoma
Champion: Oklahoma (13-1, 31-6)

1986 (NU, 1-1)
Nebraska 82, Oklahoma State 75
Iowa State 75, Nebraska 58
Bernard Day, All-Tournament
Tournament Champion: Kansas
Champion: Kansas (13-1, 35-4)

1987 (NU, 0-1)
Kansas State 47, Nebraska 45
Tournament Champion: Missouri
Regular-Season Champion: Missouri

1988 (NU, 0-1)
Kansas State 75, Nebraska 70
Tournament Champion: Oklahoma
Regular-Season Champion: Oklahoma

1989 (NU, 0-1)
Missouri 98, Nebraska 70
Tournament Champion: Missouri
Regular-Season Champion: Oklahoma

1990 (NU, 0-1)
Oklahoma 78, Nebraska 65
Tournament Champion: Oklahoma
Regular-Season Champion: Missouri

1991 (NU, 2-1)
Nebraska 117, Oklahoma 113 (OT)
Nebraska 87, Kansas 83
Missouri 90, Nebraska 82
Clifford Scales and Tony Farmer,
All-Tournament
Tournament Champion: Missouri
Regular-Season Co-Champions: Oklahoma St.; Kansas

1992 (NU, 0-1)
Oklahoma 107, Nebraska 85
Tournament Champion: Kansas
Regular-Season Champion: Kansas

1993 (NU, 0-1)
Kansas State 47, Nebraska 45
Tournament Champion: Missouri
Regular-Season Champion: Kansas

1994 (NU, 3-0)
Nebraska 105, Oklahoma 88
Nebraska 98, Missouri 91
Nebraska 77, Oklahoma State 66
Tournament Champion: Nebraska
All-Tournament: Eric Piatkowski (MVP),
Bruce Chubick, Jaron Boone,
Regular-Season Champion: Missouri

1995 (NU, 0-1)
Oklahoma State 68, Nebraska 48
Tournament Champion: Oklahoma St.
Regular-Season Champion: Kansas

1996 (NU, 0-1)
Iowa State 62, Nebraska 60
Tournament Champion: Iowa State
Regular-Season Champion: Kansas

BIG 12

1997 (NU, 0-1)
Missouri 78, Nebraska 72
Tournament Champion: Kansas
Regular-Season Champion: Kansas

1998 (NU, 1-1)
Nebraska 65, Baylor 46
Kansas 91, Nebraska 59
Tournament Champion: Kansas
Regular-Season Champion: Kansas

1999 (NU, 1-1)
Nebraska 69, Texas Tech 50
Kansas 77, Nebraska 53
Tournament Champion: Kansas
Regular-Season Champion: Texas

2000 (NU, 0-1)
Baylor 63, Nebraska 55
Tournament Champion: Iowa State
Regular-Season Champion: Iowa State

2001 (NU, 0-1)
Kansas State 72, Nebraska 68
Tournament Champion: Oklahoma
Regular-Season Champion: Iowa State

2002 (NU, 0-1)
Colorado 67, Nebraska 60
Tournament Champion: Oklahoma
Regular-Season Champion: Kansas

2003 (NU, 0-1)
Missouri 70, Nebraska 61
Tournament Champion: Oklahoma
Regular-Season Champion: Kansas

2004 (NU, 0-1)
Oklahoma 63, Nebraska 59
Tournament Champion: Oklahoma St.
Regular-Season Champion: Oklahoma St.

2005 (NU, 0-1)
Missouri 70, Nebraska 67
Tournament Champion: Oklahoma St.
Regular-Season Co-Champions: Oklahoma, Kansas

2006 (NU, 2-1)
Nebraska 71, Missouri 64
Nebraska 69, Oklahoma 63
Kansas 79, Nebraska 65
Tournament Champion: Kansas
Regular-Season Co-Champion: Texas, Kansas

2007 (NU, 0-1)
Oklahoma State 54, Nebraska 39
Tournament Champion: Kansas
Regular-Season Champion: Kansas

2008 (NU, 1-1)
Nebraska 61, Missouri 56
Kansas 64, Nebraska 54
Tournament Champion: Kansas
Regular-Season Co-Champions: Texas & Kansas

2009 (NU, 0-1)
Baylor 65, Nebraska 49
Tournament Champion: Missouri
Regular-Season Champion: Kansas

2010 (NU, 1-1)
Nebraska 75, Missouri 60
Texas A&M 70, Nebraska 64
Tournament Champion: Kansas
Regular-Season Champion: Kansas

2011 (NU, 0-1)
Oklahoma State 53, Nebraska 52
Tournament Champion: Kansas
Regular-Season Champion: Kansas

BIG TEN

2012 (NU, 0-1)
Purdue 79, Nebraska 61
Tournament Champion: Michigan State
Regular-Season Co-Champions: Ohio State,
Michigan State, Michigan

2013 (NU, 1-1)
Nebraska 57, Purdue 55
Ohio State 70, Nebraska 51
Tournament Champion: Ohio State
Regular-Season Champion: Indiana

2014 (NU, 0-1)
Ohio State 71, Nebraska 67
Tournament Champion: Michigan State
Regular-Season Champion: Michigan

2015 (NU, 0-1)
Penn State 68, Nebraska 65
Tournament Champion: Wisconsin
Regular-Season Champion: Wisconsin

2016 (NU, 2-1)
Nebraska 89, Rutgers 72
Nebraska 70, Rutgers 58
Maryland 97, Nebraska 86
Shavon Shields, All-Tournament
Tournament Champion: Michigan State
Regular-Season Champion: Indiana

2017 (NU, 0-1)
Penn State 76, Nebraska 67 (OT)
Tournament Champion: Michigan
Regular-Season Champion: Purdue



BIG TEN TOURNEY RECORD VS. OPPONENT

Opponent	All-Time League Tourney	League Tourney In Indy	League Tourney In Chicago	League Tourney In Wash. D.C.	League Tourney New York City
Illinois	0-0	0-0	0-0	0-0	0-0
Indiana	0-0	0-0	0-0	0-0	0-0
Iowa	0-0	0-0	0-0	0-0	0-0
Maryland	0-1	0-1	0-0	0-0	0-0
Michigan	0-0	0-0	0-0	0-0	0-0
Michigan State	0-0	0-0	0-0	0-0	0-0
Minnesota	0-0	0-0	0-0	0-0	0-0
Northwestern	0-0	0-0	0-0	0-0	0-0
Ohio State	0-2	0-1	0-1	0-0	0-0
Penn State	0-2	0-0	0-1	0-1	0-0
Purdue	1-1	0-1	1-0	0-0	0-0
Rutgers	1-0	1-0	0-0	0-0	0-0
Wisconsin	1-0	1-0	0-0	0-0	0-0
Total	3-6	2-3	1-2	0-1	0-0

N 2017-18 NEBRASKA BASKETBALL CONFERENCE TOURNAMENT RECORDS

INDIVIDUAL GAME

Points--42; Eric Piatkowski vs. Oklahoma, 1994
 Opponent--34; Jeff Webster, Oklahoma, 1994
 Field Goals--14; Eric Piatkowski vs. Oklahoma, 1994 (23 att.)
 Opponent--12; Jeff Webster, Oklahoma, 1994 (21 att.)
 Field Goal Attempts--23; Eric Piatkowski vs. Oklahoma,
 1994 (14 made); Tyronn Lue vs. Missouri, 1997 (10 made)
 Opponent--22; D.J. Newbill, Penn State, March 11, 2015 (9 made)
 Field Goals, No Misses--6; Andre Smith vs. Colorado, 1981
 Opponent--8; Ed Nealy, Kansas State, 1980
 3-Point Field Goals--6; Cary Cochran vs. Colorado, 2002 (11 att.)
 Opponent--6; Randy Rutherford, Oklahoma State, 1994 (11 att.);
 Blair Wilson, Colorado, 2002 (11 att.); Jake Layman, Maryland, 2016 (9 att.)
 3-Point Field Goal Attempts--11; Cary Cochran vs. Colorado, 2002 (6 made)
 Opponent--14; Mark Atkins, Missouri, 1994 (4 made)
 3-Point Field Goal Pct.--1.000; Clifford Scales vs. Oklahoma, 1991 (3-3);
 Marcus Perry, vs. Oklahoma, 2006 (3-3)
 Opponent--.750; Askia Jones, Kansas State, 1993 (3-4)
 .750; Curtis Jerrells, Baylor, 2009 (3-4)
 Free Throws--13; Tony Farmer, vs. Kansas, 1991 (16 att.)
 Opponent--12; Doug Smith, Missouri, 1991 (14 att.)
 Free Throw Attempts--16; Tony Farmer vs. Kansas, 1991 (13 made)
 Opponent--14; Doug Smith, Missouri, 1991 (12 made)
 Free Throws Made, No Misses--*12; Tony Farmer vs. Oklahoma, 1991
 Opponent--11; Mark Tucker, Oklahoma State, 1978
 Rebounds--16; Bruce Chubick vs. Missouri, 1994
 Opponent--20; Kevin Rogers, Baylor, 2009
 Assists--14; Brian Carr at Kansas, 1985
 Opponent--9; Lee Coward, Missouri, 1989
 Blocked Shots--5; Derrick Chandler vs. Kansas State, 1993
 Opponent--8; John Flippen, Baylor, 2000; Mike Watkins, Penn State, 2017
 Steals--8; Venson Hamilton vs. Texas Tech, 1999
 Opponent--6; Nick Bradford, Kansas, 1998
 Minutes--50; Andre Smith and Brian Banks at Kansas State, 1979
 Opponent--50; Glenn Marshall, Kansas State, 1979

INDIVIDUAL CAREER

Points--136; Eric Piatkowski, 1991-94 (8 games)
 Field Goals--45; Eric Piatkowski, 1991-94 (110 att., 8 games)
 Field Goal Attempts--110; Eric Piatkowski, 1991-94 (45 made, 8 games)
 Field Goal Percentage--.667; Mike Naderer, 1978-81 (24-36, 6 games)
 3-Point Field Goals--13; Eric Piatkowski, 1991-94 (47 att., 8 games);
 Erick Strickland, 1993-96 (30 att., 6 games)
 3-Point Field Goal Attempts--47; Eric Piatkowski, 1991-94 (13 made, 8 games)
 3-Point Field Goal Pct.--.556; Eric Johnson, 1988-89 (5-9, 2 games)
 Free Throws--33; Eric Piatkowski, 1991-94 (41 att., 8 games)
 Free Throw Attempts--41; Eric Piatkowski, 1991-94 (33 made, 8 games)
 Free Throw Percentage--.900; Jack Moore, 1980-82 (27-30, 5 games)
 Rebounds--54; Aleks Maric, 2005-08 (7 games)
 Assists--29; Brian Carr, 1984-87 (5 games)
 Blocked Shots--15; Venson Hamilton, 1996-99 (6 games)
 Steals--15; Venson Hamilton, 1996-99 (6 games)
 Minutes Played--255; Eric Piatkowski, 1991-94 (8 games)
 Minutes Per Game--*40.75; Brian Banks, 1977-79 (163 in 4 games)
 *Indicates overall tournament record

TEAM GAME

Points--117; vs. Oklahoma, 1991 (OT)
 Opponent--113; Oklahoma, 1991 (OT)
 Points in Half--59; vs. Oklahoma, 1991 (2nd)
 Opponent--59; Missouri, 1994 (2nd)
 Field Goals--38; vs. Oklahoma, 1991 (84 att.)
 Opponent--39; Missouri, 1989 (68 att.); Oklahoma, 1992 (73 att.)
 Field Goal Attempts--84; vs. Oklahoma, 1991 (38 made)
 Opponent--82; Missouri, 1994 (32 made)

Field Goal Percentage--.646; vs. Oklahoma State, 1986 (31-48)
 Opponent--.610; Missouri, 1983 (25-41)
 3-Point Field Goals--11; vs. Maryland, 2016 (31 att.)
 Opponent--13; Maryland, 2016 (22 att.)
 3-Point Field Goals Attempted--33; vs. Missouri, 2003 (10 made)
 Opponent--28; Missouri, 1994 (7 made)
 3-Point Field Goal Pct.--.571; vs. Kansas, 1991 (4-7)
 Opponent--.692; Oklahoma, 1992 (9-13)
 Free Throws--34; vs. Iowa State, 1983 (42 att.); Oklahoma, 1991 (41 att.)
 Opponent--37; Oklahoma, 1991 (51 att.)
 Free Throw Attempts--42; vs. Iowa State, 1983 (34 made)
 Opponent--*51; Oklahoma, 1991 (37 made)
 Free Throw Percentage--1.000; vs. Baylor, 2009 (10-10)
 Opponent--.923; Missouri, 1991 (12-13)
 Rebounds--55; vs. Oklahoma, 1991
 Opponent--53; Kansas, 1998
 Assists--22; vs. Oklahoma State, 1986
 Opponent--26; Kansas, 1998
 Blocked Shots--10; vs. Iowa State, 1996
 Opponent--16; Penn State, 2015
 Steals--23; vs. Texas Tech, 1999
 Opponent--15; Kansas, 1999



Venson Hamilton scored more than 1,400 career points and was the first player in Nebraska history to record more than 1,000 career rebounds.

Year	Tournament/Round	Opponent	Result	Site	NU High Scorer	NU High Rebounds	NU High Assists
1948-49	*NCAA Playoff	Oklahoma State	L, 35-52	Kansas City, Mo.	N/A	N/A	N/A
1966-67	NIT/First Round	Bye					
	Quarterfinals	Marshall	L, 88-119	New York City	Tom Baack, 33	Tom Baack, 10	Tom Baack, 5
1977-78	NIT/First Round	Utah State	W, 67-66	Lincoln, Neb.	Andre Smith, 18	Carl McPipe, 7	Novak, Banks, 6
	Quarterfinals	Texas	L, 48-67	Austin, Texas	Carl McPipe, 16	Carl McPipe, 7	Terry Novak, 3
1979-80	NIT/First Round	Michigan	L, 69-76	Ann Arbor, Mich.	Andre Smith, 30	Andre Smith, 12	Jack Moore, 2
1982-83	NIT/First Round	Tulane	W, 72-65	Lincoln, Neb.	Stan Cloudy, 20	Stan Cloudy, 14	Stan Cloudy, 7
	Second Round	Iona	W, 85-73	Lincoln, Neb.	Stan Cloudy, 24	Stan Cloudy, 8	Cloudy, Williams, 5
	Quarterfinals	TCU	W, 67-57	Lincoln, Neb.	Stan Cloudy, 18	Stan Cloudy, 9	Ponce, Downing, 7
	Semifinals	DePaul	L, 58-68	New York City	Dave Hoppen, 15	Dave Hoppen, 9	Greg Downing, 5
1983-84	NIT/First Round	Creighton	W, 56-54	Omaha, Neb.	Dave Hoppen, 25	Dave Hoppen, 10	Carr, Ponce, 5
	Second Round	Xavier	L, 57-58	Cincinnati, Ohio	Dave Hoppen, 22	Dave Hoppen, 7	Eric Williams, 5
1984-85	NIT/First Round	Canisius	W, 79-66	Lincoln, Neb.	Dave Hoppen, 21	Bill Jackman, 10	Harvey Marshall, 5
	Second Round	UCLA	L, 63-82	Los Angeles, Calif.	Dave Hoppen, 23	Dave Hoppen, 9	Brian Carr, 6
1985-86	NCAA/First Round	Western Kentucky	L, 59-67	Charlotte, N.C.	Bernard Day, 18	Chris Logan, 12	Brian Carr, 5
1986-87	NIT/First Round	Marquette	W, 78-76	Lincoln, Neb.	Bernard Day, 18	Vick, Day, 6	Bernard Day, 5
	Second Round	Arkansas	W, 78-71	Lincoln, Neb.	Anthony Bailous, 20	Bill Jackman, 9	Henry T. Buchanan, 6
	Quarterfinals	Washington	W, 81-76	Lincoln, Neb.	Carr, Vick, 17	Derrick Vick, 8	Three with 3
	Semifinals	Southern Mississippi	L, 75-82	New York City	Bill Jackman, 19	Bill Jackman, 9	Brian Carr, 7
	Third Place	Arkansas-Little Rock	W, 76-67 (OT)	New York City	Brian Carr, 18	Derrick Vick, 12	Brian Carr, 9
1988-89	NIT/First Round	Arkansas State	W, 81-79	Lincoln, Neb.	Eric Johnson, 18	Pete Manning, 5	Clifford Scales, 10
	Second Round	Ohio State	L, 74-85	Columbus, Ohio	Eric Johnson, 23	Reid, Owens, 7	Reid, Johnson, 5
1990-91	NCAA/First Round	Xavier	L, 84-89	Minneapolis, Minn.	Rich King, 25	Rich King, 12	Rich King, 4
1991-92	NCAA/First Round	Connecticut	L, 65-86	Cincinnati, Ohio	Derrick Chandler, 17	Derrick Chandler, 11	Eric Piatkowski, 5
1992-93	NCAA/First Round	New Mexico State	L, 79-93	Syracuse, N.Y.	Eric Piatkowski, 29	Derrick Chandler, 10	Three with 3
1993-94	NCAA/First Round	Pennsylvania	L, 80-90	Uniondale, N.Y.	Eric Piatkowski, 23	Piatkowski, Chubbick, 8	Jamar Johnson, 5
1994-95	NIT/First Round	Georgia	W, 69-61	Lincoln, Neb.	Erick Strickland, 21	Erick Strickland, 10	Jaron Boone, 6
	Second Round	Penn State	L, 59-65	Lincoln, Neb.	Mikki Moore, 15	Erick Strickland, 7	Erick Strickland, 8
1995-96	NIT/First Round	Colorado State	W, 91-83	Fort Collins, Colo.	Erick Strickland, 19	Mikki Moore, 10	Tyronn Lue, 5
	Second Round	Washington State	W, 82-73	Lincoln, Neb.	Erick Strickland, 18	Venson Hamilton, 12	Boone, Strickland, 4
	Third Round	Fresno State	W, 83-71	Fresno, Calif.	Erick Strickland, 17	Moore, Garner, 10	Erick Strickland, 5
	Semifinals	Tulane	W, 90-78	New York City	Garner, Strickland, 20	Venson Hamilton, 9	Jaron Boone, 6
	Championship	St. Joseph's	W, 60-56	New York City	Erick Strickland, 13	Mikki Moore, 13	Lue, Boone, 4
1996-97	NIT/First Round	Washington	W, 67-63	Lincoln, Neb.	Tyronn Lue, 14	Venson Hamilton, 10	Moore, Lue, 4
	Second Round	Nevada	W, 78-68	Reno, Nev.	Mikki Moore, 21	Mikki Moore, 15	Tyronn Lue, 4
	Third Round	Connecticut	L, 67-76	Storrs, Conn.	Mikki Moore, 24	Venson Hamilton, 6	Belcher, Markowski 2
1997-98	NCAA/First Round	Arkansas	L, 65-74	Boise, Idaho	Tyronn Lue, 18	Venson Hamilton, 10	Tyronn Lue, 6
1998-99	NIT/First Round	UNLV	W, 68-55	Lincoln, Neb.	Cookie Belcher, 17	Andy Markowski, 11	Cookie Belcher, 5
	Second Round	TCU	L, 89-101	Fort Worth, Texas	Cary Cochran, 23	Venson Hamilton, 10	Three with 4
2003-04	NIT/Opening Round	Creighton	W, 71-70	Omaha, Neb.	Andrew Drevo, 20	Andrew Drevo, 9	Marcus Neal, 4
	First Round	Niagara	W, 78-70	Lincoln, Neb.	Turek, Johnson, 17	John Turek, 8	Brian Conklin, 4
	Second Round	Hawaii	L, 83-84	Honolulu, Hawaii	Nate Johnson, 26	Brian Conklin, 6	Marcus Neal, 3
2005-06	NIT/First Round	Hofstra	L, 62-73	Hempstead, N.Y.	Jason Dourisseau, 15	Aleks Maric, 12	Jamel White, 6
2007-08	NIT/First Round	Charlotte	W, 67-48	Lincoln, Neb.	Ade Dagunduro, 15	Aleks Maric, 10	Aleks Maric, 5
	NIT/Second Round	Mississippi	L, 75-87 (ot)	Oxford, Miss.	Aleks Maric, 18	Aleks Maric, 10	Sek Henry, 5
2008-09	NIT/First Round	New Mexico	L, 71-83	Albuquerque, N.M.	Sek Henry, 13	Ade Dagunduro, 5	Cookie Miller, 4
2010-11	NIT/First Round	Wichita State	L, 49-76	Wichita, Kan.	Jeter, Diaz, 12	Jorge Brian Diaz, 8	Lance Jeter, 3
2013-14	NCAA/Second Round	Baylor	L, 60-74	San Antonio, Texas	Terran Petteway, 18	Shields, Pitchford, 5	Ray Gallegos, 2



NEBRASKA IN THE POSTSEASON

All-Time Postseason Appearances*: 24 (7 NCAA, 17 NIT)

All-Time Postseason Record: 23-23

In the NCAA Tournament: 0-7 (1986, 1991, 1992, 1993, 1994, 1998, 2014)

In the NIT: 23-16 (1967, 1978, 1980, 1983, 1984, 1985, 1987, 1989, 1995, 1996, 1997, 1999, 2004, 2006, 2008, 2009, 2011)

In the NCAA Playoffs: 0-1* (1949)


*Playoff game between Big Seven and Missouri Valley Conference champions for berth in eight-team NCAA Tournament field. Not considered to be "official" participation in the NCAA Tournament.

INDIVIDUAL GAME

Points--33, Tom Baack vs. Marshall, March 13, 1967
 Opponent--46, George Stone, Marshall, March 13, 1967
 Field Goals--13, Tom Baack vs. Marshall, March 13, 1967 (24 att.)
 Opponent--20, George Stone, Marshall, March 13, 1967 (38 att.)
 Field Goal Attempts--24, Tom Baack vs. Marshall, March 13, 1967 (13 made)
 Opponent--38, George Stone, Marshall, March 13, 1967 (20 made)
 Field Goal Percentage (min. 5 att.)--1.000, Mikki Moore at Nevada, March 18, 1997 (9-9)
 Opponent--1,000, Adrian Uter, Hofstra, March 16, 2006 (6-6)
 3-Point Field Goals--7, Cary Cochran at TCU, March 15, 1999 (7-9)
 Opponent--6, Jason Carter, Hawaii, March 22, 2004 (7 att.)
 3-Point Field Goal Attempts--12, Brian Conklin vs. Hawaii, March 22, 2004 (6 made)
 Opponent--17, Dominick Young, Fresno State, March 22, 1996 (5 made)
 3-Point Field Goal Pct.--.778, Cary Cochran at TCU, March 15, 1999 (7-9)
 Opponent--.857, Jason Carter, Hawaii, March 22, 2004 (6-7)
 Free Throws--13, Dave Hoppen vs. Canisius, March 13, 1985 (16 att.)
 Opponent--10, Brady Heslip, Baylor, March 21, 2014 (10 att.)
 Free Throw Attempts--16, Dave Hoppen vs. Canisius, March 13, 1985 (13 made)
 Opponent--11, Kevin Freeman, Connecticut, March 21, 1997 (7 made)
 Free Throws, No Misses--7, Sek Henry at New Mexico, March 17, 2009
 Opponent--10, Brady Heslip, Baylor, March 21, 2014
 Rebounds--15, Mikki Moore at Nevada, March 18, 1997
 Opponent--16, Bob Allen, Marshall, March 13, 1967;
 16, Tyrone Corbin, DePaul, March 28, 1983
 Assists--10, Clifford Scales vs. Arkansas State, March 16, 1989
 Opponent--16, Sam Crawford, New Mexico State, March 19, 1993
 Blocked Shots--5, Aleks Maric at Hofstra, March 16, 2006
 Opponent--8, Walter Downing, DePaul, March 28, 1983
 Steals--6, Brian Carr vs. Arkansas-Little Rock, March 26, 1987; Cookie
 Belcher vs. Washington, March 12, 1997; Cookie Belcher vs. Arkansas,
 March 12, 1998; Cookie Belcher vs. UNLV, March 10, 1999
 Opponent--8, Dominick Young, Fresno State, March 22, 1996

TEAM GAME


Points--91, vs. Colorado State, March 14, 1996
 Opponent--119, by Marshall, March 13, 1967
 Points in a Half--52, vs. Colorado State, March 14, 1996 (2nd)
 Opponent--61, by Marshall, March 13, 1967 (2nd)
 Field Goals--37, vs. Marshall, March 13, 1967 (90 att.)
 Opponent--46, by Marshall, March 13, 1967 (90 att.)
 Field Goal Attempts--90, vs. Marshall, March 13, 1967 (37 made)
 Opponent--90, by Marshall, March 13, 1967 (46 made)
 Field Goal Percentage--.588, vs. Washington State, March 19, 1996 (30-51)
 Opponent--.621, by TCU, March 15, 1999 (36-58)
 3-Point Field Goals--10, vs. Colorado State, March 14, 1996 (17 att.);
 10, at TCU, March 15, 1999 (19 att.)
 Opponent--12, by Penn State, March 21, 1995 (28 att.)
 3-Point Field Goal Attempts--27, at Hofstra, March 16, 2006 (9 made)
 Opponent--28, by Penn State, March 21, 1995 (12 made)
 3-Point Field Goal Pct.--.588, vs. Colorado State, March 14, 1996 (10-17)
 Opponent--.571, by Arkansas State, March 16, 1989 (8-14)
 Free Throws--33, vs. Canisius, March 13, 1985 (41 att.); vs. Tulane, March 26, 1996 (45 att.)
 Opponent--38, by Baylor, March 21, 2014 (48 att.)
 Free Throw Attempts--45, vs. Tulane, March 26, 1996 (33 made)
 Opponent--48, Baylor, March 21, 2014 (38 made)
 Free Throw Percentage--.900, at Ohio State, March 20, 1989 (9-10)
 Opponent--.905, Arkansas, March 12, 1998 (19-21)
 Rebounds--49, vs. Connecticut, March 19, 1992
 Opponent--63, by Marshall, March 13, 1967
 Assists--24, three times, most recently vs. Arkansas State, March 16, 1989
 Opponent--26, by TCU, March 15, 1999
 Blocked Shots--7, at Hofstra, March 16, 2006
 Opponent--10, by DePaul, March 28, 1983; by Connecticut, March 21,
 1997; by TCU, March 15, 1999;
 Steals--15, vs. Washington, March 12, 1997
 Opponent--16, by Tulane, March 26, 1996



Mikki Moore led Nebraska to the 1996 NIT championship game, where the Huskers defeated St. Joseph's, 60-56, to earn their first-ever basketball title on the national level.



Cookie Belcher shares the school record with six steals in a postseason game. He accomplished the feat on three occasions as a Husker.



TYRONN LUE

HISTORY

N 2017-18 NEBRASKA BASKETBALL

HISTORY OF NEBRASKA BASKETBALL

By Mike Babcock

As near as anyone can determine, the University of Nebraska was first represented by a men's basketball team on Feb. 2, 1897, just six years after Dr. James A. Naismith set down the rules of the game at the International YMCA Training School in Springfield, Mass.

A team from the Lincoln YMCA was the opponent, and Nebraska posted an 11-8 victory at Grant Memorial Hall, the home of the Huskers for all but two seasons until the Coliseum opened in 1926. The same teams played in Grant Hall three weeks later with a similar result, as NU won 23-14. Nebraska had to rally in the second game. The *Hesperian*, a student newspaper, reported: "At the end of the first half the score stood 9 to 6 in favor of the visitors but during the second half our boys took a brace and some excellent work was done."

Such was the modest beginning of a program that has enjoyed its greatest success since 1980. In that span, NU has earned a 504-379 record and 18 postseason appearances, including six NCAA Tournaments, while adding a Phillips 66 Big Eight Tournament title in 1994 and the 1996 National Invitation Tournament championship.

Nebraska doubled its schedule in 1898, losing twice to the Lincoln YMCA and splitting two games with the Omaha YMCA. A 16-12 loss against the Omaha YMCA provided evidence as to why Nebraska finished 1-3 that season. According to *The Hesperian* account: "The great difficulty of the University team was mere recklessness. Our boys have been playing with a loose interpretation of the rules. The officials were strict and of course the resulting advantage was in favor of Omaha." Then as now, overly aggressive play had its drawbacks.

Nebraska played teams from other universities for the first time in 1899, winning two games against Nebraska Wesleyan and one against Doane en route to the unofficial state championship. The next season, Nebraska played an out-of-state opponent for the first time, defeating the University of Kansas, 48-8, at Lincoln. That game still ranks as the worst loss for a Jayhawk team and was the first for either school against a present-day NCAA Division I school and the first matching present-day Big 12 Conference institutions.

The Kansas team was coached by Dr. Naismith. The Nebraska student yearbook, *Sombrero*, wrote: "A closely contested game was looked for. The Jayhawkers were, however, completely outclassed, the score being 48-8." Based on the victory against Kansas and four other similarly decisive victories, "the basketball team for this year was undoubtedly superior to any in the west," the *Sombrero* concluded. It would be several years before such a claim could be made again.

Nebraska hired its first full-time coach in 1911. E.O. "Jumbo" Stiehm, who scored 24 points against Nebraska as a Wisconsin basketball player in 1908, coached both football and basketball. His first Husker basketball team won 14 of 15 games, its only loss coming

at Minnesota, 40-15. The student newspaper, *The Daily Nebraskan*, blamed the loss on Nebraska's inability to adjust to the Gophers' "100-foot floor."

A *Daily Nebraskan* account of Nebraska's 29-28 season-ending victory against Kansas at Lincoln in 1912 provides evidence that some fans' behavior hasn't changed much over the years.

"The game as a whole was entirely unsatisfactory, being marred by rough tactics of the visitors, incompetent work on the part of the referee and interruptions by the audience, which were in part justifiable."

Nebraska shared the Missouri Valley Conference championship with Kansas in 1912 and 1914 and won the title outright in 1913 under Stiehm's leadership. The 1913-14 team was "so fast it took a movie camera to catch 'em," according to the Cornhusker student yearbook. It was described as a "point-a-minute" team, which wasn't quite accurate. Typically, games lasted 40 minutes (though that wasn't always the case), and Nebraska averaged 30 points per game. Guard Sam Carrier became Nebraska's first All-America basketball player in 1913. He and Carl Underwood led the Huskers to 17 victories in 19 games. Underwood was the Missouri Valley Conference scoring leader with 66 points in 10 conference games.

Nebraska won another conference title outright in 1916, after Sam Waugh replaced Stiehm as the Cornhuskers' coach for one season. Stiehm, who coached the first game of the season before giving way to Waugh, had planned to remain at Nebraska through the basketball season before leaving to become coach and athletic director at Wisconsin. But the Nebraska Athletic Board decided to replace him.

Waugh was succeeded by E.J. "Doc" Stewart, whose three Cornhusker teams had a combined record of 29-23. Nebraska was 22-2 in 1919-20 and 11-3 in 1920-21 under Coach P.J. Schissler. After the 1919-20 season, Schissler challenged the University of Chicago to a game, but to no avail. The Cornhuskers also were invited to a postseason AAU tournament in Atlanta but didn't go.

Schissler's teams played as independents. Nebraska lost its affiliation with the Missouri Valley Conference because of a decision to play a football game against Oklahoma in Omaha in 1919. Conference rules prohibited such games (Oklahoma had not yet joined the Missouri Valley Conference). Nebraska returned to the Missouri Valley Conference in 1921, and Owen Frank replaced Schissler as basketball coach. The remainder of the Roaring 1920s was, for the most part, undistinguished.

Basketball was rough and tumble. There was a center jump after every basket and no requirement to cross mid-court in 10 seconds or less. The ball was a lot different, too, more like a medicine ball, which contributed to some dull games.

The most significant event during the 1920s was the building of the Coliseum, which was dedicated on Feb. 6, 1926. The Cornhuskers dropped a 25-14 decision to Kansas in the first game at their new home, which was built at a cost of \$445,000 and seated 8,000 for basketball. Prior to that, Nebraska played most of its home games in Grant Hall, which seated about a fourth as many fans as the Coliseum and was located just to the north of where the Sheldon Art Gallery now stands.

Athletic Director Fred Leuhning arranged for Nebraska to play its home basketball games at the State Fairgrounds Coliseum in 1921, in order to accommodate more spectators. The Cornhuskers played two seasons at the Fairgrounds Coliseum, which had a wider court than Grant Hall.


The first game there was played on Jan. 14, 1921. Nebraska defeated conference opponent Grinnell 31-10 before an audience of 1,500, according to newspaper estimates. After two seasons, the Cornhuskers returned to Grant Hall, which had been remodeled, and continued to play home games there until the NU Coliseum opened.

Nebraska ended the decade with an 11-5 season under Charles T. Black, a former Kansas All-American in 1928-29. In the next 19 seasons, the Huskers had just two winning records, back-to-back campaigns under Coach W.H. Browne in 1935-36 and 1936-37. The 1937 team tied Kansas for the Big Six championship, after finishing second to the Jayhawks in 1936.

The 1930s produced four more Cornhusker All-Americans: center Don Maclay in 1931, guard Steve Hokuf in 1933, guard George Wahlquist in 1936 and guard Robert Parsons in 1937. Maclay was the Big Six scoring leader in 1930, scoring 112 points in 10 league games.

Harry Good was hired as head coach in 1946 and after two losing seasons, turned Nebraska's fortunes around. In 1948-49, Good's Huskers went 16-10, tied Oklahoma for the Big Seven regular-season championship and defeated the Sooners, 57-56, in a conference playoff to qualify for an NCAA playoff game. The NCAA Tournament was structured differently then, and the Cornhuskers needed to win that playoff to advance into the NCAA field. They lost to Oklahoma A&M, the Missouri Valley Conference champion, 52-35, at Kansas City, Mo. Coach Henry P. Iba's Aggies went on to finish second to Kentucky, coached by Adolph Rupp, in the NCAA Tournament.

In 1949-50, Nebraska again won 16 games and shared the Big Seven crown with Kansas and Kansas State. That marks the last time the conference had a three-way tie at the top. "We were King in our day," Claude Retherford once told a newspaper reporter. "They were firing



Bus Whitehead was a two-time All-Big Seven selection in 1949 and 1950. The court at the Hendricks Training Complex is named after Whitehead, who passed away in 2010.



Claude Retherford was the leading scorer on NU's 1949 Big Seven Championship team.

football coaches left and right, but we packed 'em in. Oh, people were interested in football, but basketball was THE game on the Nebraska campus when we played." Retherford earned All-Big Seven recognition in 1949 after leading the conference in scoring with a 12.4 points-per-game average.

The Cornhuskers had another first-team All-Big Seven performer in 1949, Milton "Bus" Whitehead. The 6-10 center from Scottsbluff, Neb., also earned all-conference honors in 1950, when he averaged a then-school-record 15.7 points per game. Whitehead was named to the District V All-America team by

Collier's Magazine. Whitehead also was the first Cornhusker selected to play in the East-West All-Star Game in New York City's Madison Square Garden. When he graduated, Whitehead held nine school scoring records.

Nebraska basketball experienced another drought beginning in 1950-51, with 15 consecutive losing seasons. Despite playing for a team that finished last in the Big Seven in 1952, Husker guard Jim Buchanan earned All-America and all-conference honors. And even though the late Jerry Bush, dubbed the "Big Bear of the Coliseum," never produced a winning team in his nine seasons as head coach at Nebraska, his colorful personality and uncanny ability to fashion upsets kept Cornhusker fans entertained.

The most dramatic upset during Bush's tenure as coach came on Feb. 22, 1958, against Kansas. The Jayhawks featured 7-foot center Wilt Chamberlain and were ranked fourth in the nation when they came to Lincoln. Earlier in the season, the Jayhawks had defeated the Huskers, 102-46, at Lawrence, Kan., with Chamberlain matching Nebraska by scoring 46 points. Nebraska scored a 43-41 victory in the rematch, when 5-9 guard Jim Kubacki hit a 15-foot jump shot with two seconds remaining.

But that's only part of the drama. Kubacki, a senior from Toledo, Ohio, spent all but the final 6:53 of the game sitting on the bench in street clothes, forced there by a knee injury and the kind of fate from which legends are built. When the Cornhuskers' captain, Gary Reimers, left the game with leg cramps, Kubacki convinced Bush to let him suit up. Four minutes and seven seconds later, Kubacki went into the game. Two minutes and 44 seconds after that, he hit the winning shot.

Bush also had the distinction of coaching the school's first 1,000-point scorer, guard Herschell Turner, who came from Indianapolis, Ind., where he was rated the second-best high school player in the state as a senior, behind only crosstown-rival Oscar Robertson. Turner earned All-America honors in 1959 and followed with All-Big Eight honors in 1960 and ended his Cornhusker career with 1,056 points.

Following the 1962-63 season, Bush was replaced as head coach by Joe Cipriano, who brought the nickname "Slippery Joe" and up-tempo basketball to the Coliseum. His teams pressed full-court and ran a fast-break offense, which led the Big Eight in scoring average in 1966, 1967 and 1968.

Cipriano's first two teams had a combined record of 17-33. But his third team, in 1965-66, was one of the most successful in school history, finishing 20-5 and second to Kansas in the Big Eight. All-Big Eight guard Grant Simmons, the first Cornhusker to earn academic All-Big Eight honors, was the team's leader.

The 1966-67 team finished 16-9 and made the school's first appearance in the 16-team National Invitation Tournament, played at New York City's Madison Square Garden. Guard Stu Lantz was a two-time All-Big Eight pick and led the Cornhuskers in scoring and rebounding in both 1966-67 and 1967-68.

Guard Marvin Stewart and center Chuck Jura earned All-Big Eight honors for Cipriano in 1971 and 1972, respectively. Guard Jerry Fort, who finished his career with a then-school-record 1,882 points, was the first Nebraska player chosen first-team all-conference three

times, from 1974 through 1976. With Fort's leadership, Nebraska began a string of 14 winning seasons.

In the fall of 1976, Cornhusker basketball moved out of the Coliseum and into the state-of-the-art Bob Devaney Sports Center. Located on the State Fairgrounds, the \$13 million athletic complex was financed by a special cigarette tax.

Cipriano coached Nebraska to another 20-victory season in 1977-78. The Cornhuskers, led by All-Big Eight guard Brian Banks, finished with a 22-8 record and advanced to the second round of the NIT. Despite failing health – a battle against cancer that he finally lost – Cipriano shared coaching duties with his assistant, Moe Iba, in 1979-80, and took Nebraska to the NIT again. For their efforts, the duo shared United Press International Big Eight Coach-of-the-Year honors.

Cipriano brought Nebraska into the modern era, coaching 17 seasons and 450 games. His record was 253-197, and those 253 victories represent nearly one-fifth of Nebraska's all-time total. Following Cipriano's death, Iba was named head coach, and he continued Cipriano's winning ways. In Iba's six seasons on the bench, Nebraska was 106-71 and advanced to postseason play four times.

Center Andre Smith was the 1981 Big Eight MVP and twice earned All-Big Eight honors. However, it was the late Jack Moore, a 5-10 playmaker from Muncie, Ind., who captured the hearts of Nebraska fans from 1980 through 1982. Moore earned All-Big Eight honors in 1982, when he won the Naismith Award, given annually to the nation's top player under 6-feet tall. The first three-time academic All-Big Eight pick in Nebraska history, Moore scored 1,204 points and hit .901 from the free throw line during his career.

The cornerstone of Iba's teams from 1983 through 1986 was Omaha, Neb., native Dave Hoppen, a three-time All-Big Eight center and the first Nebraska basketball player to have his jersey number (42) retired by the school. In 1982-83, Hoppen's freshman season, the Cornhuskers were 22-10 and won three games in the NIT before losing to DePaul in the semifinals at Madison Square Garden. The Cornhuskers returned to the NIT each of the next two seasons, advancing to the second round both times.



Andre Smith was the Big Eight Player of the Year for Nebraska in 1981.

N 2017-18 NEBRASKA BASKETBALL

HISTORY OF NEBRASKA BASKETBALL

Hoppen's college career, though, was ended by a knee injury he sustained in a game at Colorado on Feb. 1, 1986. He finished as the school's all-time scoring leader with 2,167 points and broke or tied 19 school records during his four-year stay. After Hoppen's injury, Iba's team regrouped and went on to earn the school's first-ever "official" NCAA Tournament berth. Nebraska lost to Western Kentucky in the first round of the Southeast Regional, 67-59. Following the game, Iba announced his resignation.

On March 27, 1986, Danny Nee was officially introduced as Nebraska's 24th basketball coach. During a news conference to announce his hiring, Nee said a "new era" in Cornhusker basketball was beginning.

Nee's 14 teams appeared in postseason play 11 times and topped the 20-victory mark in seven seasons. In his first season, Nebraska was 21-12 and finished third in the NIT.

After a 13-18 record in his second season, the Cornhuskers got back over the .500 mark with a 17-16 record in 1988-89 and advanced to the second round of the NIT.

Nebraska missed the school single-season record for losses by one in 1989-90 (10-18), then won a school-record 26 games, with only eight losses, in 1990-91. The Cornhuskers reached the Big Eight Tournament championship game for the first time and advanced to the NCAA Tournament, losing to Xavier 89-84 in the first round of the regionals at Minneapolis, Minn.

The 1990-91 team included two first-round NBA draft picks, senior Rich King and redshirt freshman Eric Piatkowski. The 7-2 King was the tallest player in Cornhusker history.

Piatkowski, Nebraska's sixth-man in 1990-91, went on to win first-team all-conference honors twice. He ranks second on the Cornhuskers' career-scoring list with 1,934 points, and he is the only Nebraska player to finish with at least 1,900 points, 600 rebounds (669) and 300 assists (322). In 2006, Piatkowski became the third Husker, joining Hoppen and Stu Lantz (No. 22), to have his jersey number (52) retired.

Three more NCAA Tournament appearances followed the record-shattering 1991 season. In 1992-93, the Huskers registered their highest league finish under Nee by tying for second in the Big Eight.

In addition to reaching the NCAA Tournament for a fourth consecutive season and recording back-to-back 20-victory seasons for the first time in school history, Nee's 1993-94 team made history by winning the school's first Phillips 66 Big Eight Tournament title. The Cornhuskers defeated Oklahoma, Missouri and Oklahoma State, in that order, to earn the tournament championship.

Nebraska's NCAA Tournament run ended at four in 1994-95, but the Huskers kept their postseason streak alive with an NIT berth, advancing to the second round. The 1995-96 team struggled down the stretch but was back in the NIT and capped its season with a run to the tournament title.

The Huskers won two games on the road and scored more than 80 points in four of their



Nebraska won its only Big Eight Tournament title during the 1994 season as the Huskers won three straight over Oklahoma, No. 3 Missouri and No. 23 Oklahoma State.



Nebraska won the 1996 NIT title at Madison Square Garden. It was the third time since 1980 that the Huskers reached at least the NIT semifinals.

five postseason games. They finished with a 60-56 victory against St. Joseph's at Madison Square Garden.

"The NIT run was incredible when you look at the teams we beat and how we beat them," Nee said after the remarkable run. "I don't care what anybody says, it was domination."

The 1996 NIT championship team was one of the most talented in school history. Two future NBA players, Erick Strickland and 1998 first-round draft pick Tyrronn Lue, were in the backcourt. And two other players on the team scored 1,000 career points, Jaron Boone and freshman Venson Hamilton, who would finish his career in 1999 as the school's all-time leading rebounder and shot-blocker.

Lue's contributions as a freshman to the NIT championship team were only a preview of what was to come. The lightning-quick, 6-0 point guard finished his career as the seventh-leading scorer in school history, and he ranked in the top 10 in 12 other career categories. His leadership carried the 1996-97 Cornhusker team, the first to play in the Big 12, to another NIT appearance.

Behind a late-season run, which included Nebraska's longest conference winning streak in 20 years, Nee's 12th team finished fourth in the Big 12 and returned to the NCAA Tournament. The bid was the Cornhuskers' fifth during the 1990s and extended the school-record postseason run to eight.

The streak reached nine in 1999, as the Cornhuskers just missed an NCAA Tournament bid and advanced to the second round of the NIT. In the process, NU reached the 20-victory mark for a second consecutive season, and Hamilton was named Big 12 Player of the Year.

The optimism that preceded the 1999-2000 season, Nee's last, quickly faded with the loss of guard Cookie Belcher, who was sidelined by a wrist injury and forced to take a medical redshirt. The Cornhuskers were off-balance almost from the beginning of the season and fell far short of expectations.

Even though Nee became the winningest coach in school history in 1999-2000, getting victory No. 254 to pass Joe Cipriano in the Cornhuskers' final home game against Colorado, his final team finished with an 11-19 record. The 19 losses tied for the most in school history.

With then-Director of Athletics Bill Byrne setting his sites on bringing NU basketball back



Venson Hamilton was the second Husker to be named conference player of the year when he earned the award in 1999.

to national prominence, he hired Barry Collier as the Cornhuskers' new coach on April 5, 2000. In Collier's first season with the Huskers, Nebraska finished with a 14-16 mark as Belcher returned to the lineup and earned second-team All-Big 12 Conference honors while finishing third in NCAA history for career steals with 353.

In Collier's fourth season, Nebraska ran to an 18-13 record and its first postseason bid in five years. Nebraska won its first two games in the 2004 NIT, including an exhilarating 71-70 road victory over in-state foe Creighton in the opening round. After a home-court victory over Niagara, the Huskers' season came to an end three days later in a valiant effort at Hawaii when NU came back from 17 points down at halftime to tie the game at the first media timeout of the second period before eventually falling by a point.

Nebraska struggled the following season but an influx of young talent helped the Huskers move forward. Freshman 6-11 center Aleks Maric made an immediate impact as he broke the NU freshman rebounds record and ranked in the rookie top 10 for blocked shots. Maric – the first Australian to ever play basketball for the Huskers – was a force in the paint as he tied the school freshman record for double-doubles. It was a sign of good things to come as he finished his four-year career ranked fifth all-time in scoring and was only the second Husker ever to record at least 1,000 career rebounds.

NU made its second postseason appearance in three years in 2006 before finishing with a 19-14 record. It was the most wins under Collier and the first time his Huskers won a game at the Big 12 Championship as NU reached the semifinals of the conference tourney for the first time since winning the Big Eight Tournament title in 1994.

Collier looked to have a solid base in place for 2006-07 before abruptly resigning in early August to take the position of athletic director at his alma mater, Butler University, ending his career at Nebraska with an 89-91 overall record.

The late opening posed little challenge for Nebraska as one week later, on Aug. 8, 2006, Kenneth 'Doc' Sadler was introduced as the 26th head coach in program history. Sadler's forte on the defensive end helped the Huskers to three postseason appearances.

Nebraska finished first in the Big 12 and 18th nationally in scoring defense in 2007-08, allowing just 60.7 points per game. Sadler's specialty was highlighted again in 2008-09 as the Huskers proved it was no fluke, claiming another first-place defense in the league while ranking 22nd nationally by giving up just 60.4 points per contest. It was the second-lowest total in the Husker record book since 1951, giving Sadler-coached squads three of the top four Husker scoring defenses in the past half century. In 2010-11, Nebraska led the Big 12 for the third time in four seasons, allowing just 60.5 points per game and ranking seventh nationally in field goal defense (.389).

The Huskers' 20-13 record in 2007-08 included a 7-9 record in league play, after starting the Big 12 campaign with an 0-4 mark. In 2008-09, Sadler helped Nebraska continue its upward trend with eight league victories, marking NU's first .500 record in conference play in a decade. Nebraska's 2010-11 season was highlighted by wins over three ranked teams, including No. 3 Texas, as the victory over the Longhorns was marked the highest ranked team Nebraska had



Aleks Maric finished his career ranked fifth all-time in scoring and second in rebounding, becoming only the third player in Big 12 history to record at least 1,600 points and 1,000 rebounds in a career.

defeated since 1994.

The 2011-12 season began a new era for Nebraska basketball, as the Huskers joined the Big Ten Conference. That season also marked the opening of the Hendricks Training Complex, an 84,000-foot facility for the Husker basketball program which includes practice courts, locker room, team lounge, offices as well as strength and nutrition areas, giving Nebraska one of the best facilities in the nation.

In March of 2012, Nebraska moved in a different direction as Athletic Director Tom Osborne chose Tim Miles to run the basketball program. Miles guided a short-handed roster to 15 wins in his first season, including the program's first-ever Big Ten Tournament win, and has worked tirelessly to build Nebraska's basketball brand.

The 2013-14 season was a rebirth for the Husker program. Nebraska moved into the \$179 million dollar Pinnacle Bank Arena in downtown Lincoln in August of 2014 and presold the entire season six months before the opener. The Huskers flourished in their new home, going 15-1 including a win over ninth-ranked Wisconsin in front of a record crowd of 15,998. The Huskers went 19-13 on the season and earned their first NCAA appearance in 16 years. Terran Petteway earned consensus All-Big Ten honors while Miles was named Big Ten and National Coach of the Year after leading the Huskers to the NCAAs following a 1-5 start in Big Ten play.

Since the opening of Pinnacle Bank Arena, Husker fans have been coming out in record numbers, as the program broke its attendance record for the second straight year in 2014-15. Nebraska averaged 15,569 fans per game to rank 10th nationally. Over the last four seasons, the Huskers are one of only nine programs to average at least 15,000 fans per game.



A crowd of nearly 2,500 were on hand to celebrate with the Huskers on their first NCAA berth since 1998.

N 2017-18 NEBRASKA BASKETBALL ALL-TIME LETTERWINNERS

Note: Lettermen lists are not available for 1894, 1895, 1897, 1904 and 1906. The year listed is for the year in which the season ended. For example 1918 represents the 1917-18 season. Hometowns are listed, when available. If you have any updates or corrections, email them to sportsinfo@huskers.com.

A A A

Abraham, Moses, 2015..... Kano, Nigeria
Adkins, R.F., 1918
Akromis, Bernard, 1951..... Omaha, Neb.
Almeida, Andre, 2011-13..... Sao Paulo, Brazil
Alexander, Boyd Amberson, 1910 ... Superior, Neb.
Amen, Paul, 1936-37-38..... Lincoln, Neb.
Anderson, Chuck, 1980..... North Platte, Neb.
Anderson, Kenneth, 1947-49..... Creston, Iowa
Anderson, R.D., 1899
Anderson, R.R., 1900
Anderson, Ryan, 2007-08-09-10..... Seattle, Wash.
Anderson, W.E., 1899-1900
Andresen, Roy H., 1925-26-27..... Bloomfield, Neb.
Antulow, Bob, 1964..... New York City, N.Y.
Artman, Allan, 1942-43-44..... Kearney, Neb.
Arwood, Jim, 1956-57-58..... Fostoria, Ohio
Augustine, Kevin, 2001..... Santa Ana, Calif.

B B B

Baack, Tom, 1966-67-68..... Ft. Wayne, Ind.
Babson, (no first name), 1901
Badgett, Terrance, 1993-94-95-96..... Omaha, Neb.
Bailey, Russell M., 1919-20-21..... Carleton, Neb.
Bailous, Anthony, 1986-87..... Los Angeles, Calif.
Baker, Howard, 1935-36-37..... Grand Island, Neb.
Balham, Chris, 2007-08-09..... Kansas City, Kan.
Banks, Brian, 1976-77-78-79..... Hammond, Ind.
Bargen, Jed, 1988-89..... Lincoln, Neb.
Barger, Gerald, 1932..... Ashland, Neb.
Barry, Donald, 1946
Barth, Phil, 1960..... Omaha, Neb.

Beerkle, Wilmer J., 1924-25-26..... Omaha, Neb.
Beers, Frank R., 1905..... Osage, Neb.
Bekins, Melvin, 1920-21..... Omaha, Neb.
Belcher, Cookie, 1997-98-99-01..... Mexico, Mo.
Belka, Robert, 1933..... Crete, Neb.
Bell, Dwight D., 1907-08-09..... Lincoln, Neb.
Bell, Paul T., 1905-07-08..... Lincoln, Neb.
Benedict, Maurice, 1903..... Lincoln, Neb.
Beranek, Drake, 2011..... Ravenna, Neb.
Berwald, Lance, 1980-81..... Minneapolis, Minn.
Best, Tom, 1993-94..... South Holland, Ill.
Black, Leo, 1924-25..... Grand Island, Neb.
Bloss, Dale, 1945..... Wayne, Neb.
Boeker, Justin, 2001-02..... Houston, Texas
Bohac, Adam, 2001-02-03-04..... Kimball, Neb.
Boich, Arnold, 1955..... Peoria, Ill.
Boiker, Kenny, 2000..... Clarksdale, Miss.
Boone, Jaron, 1993-94-95-96... Salt Lake City, Utah
Borchardt, Tanner, 2016-17..... Gothenburg, Neb.
Bornschiweg, Larry, 1963-64..... Geneva, Neb.
Boswell, Hubert, 1932-33..... Lincoln, Neb.
Bottorf, John, 1942-43..... Lincoln, Neb.
Bowers, Bill, 1960-61-62..... Lincoln, Neb.
Bradford, Steffon, 2000-01..... Clewiston, Fla.
Branch, Nate, 1965-66-67..... Palo Alto, Calif.
Brand, Daniel, 1956..... Bellevue, Neb.
Brooks, Jim, 1969..... Akron, Ohio
Brooks, Melvin, 1994-95..... Elizabeth City, N.C.
Brothers, Ralph, 1896
Brown, Burton, 1943..... Lincoln, Neb.
Brown, Darren, 1986..... Detroit, Mich.
Brown, John, 1926-27-28..... Lincoln, Neb.
Brown, Joseph, 1946-47-48-50..... Nashville, Tenn.
Bryan, Tom, 1969-71..... Fort Recovery, Ohio
Buchanan, Demetrius, 1985..... South Bend, Ind.
Buchanan, Henry T., 1987-88..... Muncie, Ind.
Buchanan, James, 1950-51-52..... Ft. Wayne, Ind.
Buckendahl, Ross, 1999-2000-02... Battle Creek, Neb.
Buel, Duane, 1954-55-56..... Malcolm, Neb.
Burbach, Chad, 1997-98..... Columbus, Neb.

Burke, A.G, 1896
Burrus, Russell M., 1905-07-08..... Lincoln, Neb.
Buuck, A. Allen, 1960-61..... Ft. Wayne, Ind.

C C C

Cahill, John, 1959..... Dakota City, Neb.
Caldwell, James, 1977..... Cottonport, La.
Campbell, Henry W., 1916-17
Campbell, Willie, 1965-66-67..... Seattle, Wash.
Carman, Frank D., 1921-22..... Minden, Neb.
Carr, Brian, 1984-85-86-87..... Muncie, Ind.
Carrier, Sam, 1911-12-13..... Omaha, Neb.
Cassidy, Fred, 1943..... Lincoln, Neb.
Caulbe, Ken, 1968-69-70..... Midland, Texas
Cebrun, Harold, 1964..... Houston, Texas
Cech, Henry, 1948-49-50..... Berwyn, Ill.
Cerv, Bob, 1947-48-49-50..... Weston, Neb.
Chalk, Leroy, 1969-70-71..... Big Sandy, Texas
Chambers, Phil, 1975..... Denver, Colo.
Chandler, Derrick, 1992-93..... Mitchellville, Md.
Chesnut, Ben, 2001..... Omaha, Neb.
Christine, Cal, 1971-72-73..... Sterling, Neb.
Chubick, Bruce, 1991-92-93-94..... Atkinson, Neb.
Clemmons, Brennon, 2002-03..... Indianapolis, Ind.
Cloudy, Stan, 1983-84..... Center, Texas
Coard, Eric, 1975-76-77..... Washington, D.C.
Cochran, Cary, 1999-2000-01-02..... Minden, Iowa
Coker, Fred, 1974..... Redondo Beach, Calif.
Collins, J.C., 1917
Collins, Ray, 1979-80-81-82..... Chicago, Ill.
Conklin, Brian, 2001-02-03-04..... Hubbard, Ohio
Conklin, Leonard N., 1931..... Minatare, Neb.
Cook, Thomas, 1946..... Culver, Ind.
Coppie, Leland, 1932-33-34..... Rosalie, Neb.
Cortleyou, Spencer, 1899-1900-01-02..... Omaha, Neb.
Coufal, Norman, 1955-56..... David City, Neb.
Cox, Larry, 1974-75-76..... Denver, Colo.
Cox, Rodney, 1947-48-49..... Lincoln, Neb.
Cozier, Kenneth J., 1923-24..... Aurora, Neb.
Cresswell, Chris, 1990-91-92..... Merced, Calif.
Cunningham, Bill, 1979..... Ft. Wayne, Ind.
Curran, Sammy, 1980..... Liberal, Kan.
Curtis, Rodney, 1988..... Upper Marlboro, Md

D D D

Dagunduro, Ade, 2008-09..... Inglewood, Calif.
Damm, Jim, 1966-67-68..... Bellflower, Calif.
Davey, G. Seldon, 1930-31..... Lincoln, Neb.
Davison, Charles Minot, 1931-32..... Lincoln, Neb.
Davison, Matt, 2000..... Tecumseh, Neb.
Day, Bernard, 1986-87..... Washington, D.C.
Despot, Srebrenko, 1978..... Zagreb, Yugoslavia
Dewitz, Rufus, 1924..... Stanton, Neb.
Diaz, Jorge Brian, 2010-11-12..... Caguas, Puerto Rico
Dock, Titus, 1984..... Perkins, Ga.
Doebale, Dudley, 1956-57..... Elmwood, Neb.
Dohrmann, Elmer, 1936-37-38..... Staplehurst, Neb.
Dolezal, Eric, 1989..... La Porte, Ind.
Dourisseau, Jason, 2003-04-05-06..... Omaha, Neb.
Downing, Greg, 1980-81-82-83..... Duluth, Minn.
Drevo, Andrew, 2003-04..... Lincoln, Neb.
Dworak, Thomas, 1944..... Lincoln, Neb.

E E E

Ebaugh, Floyd, 1936-37-38..... Superior, Neb.
Eckelman, Eric, 1979..... Muncie, Ind.
Edwards, Alonzo, 2009..... Houston, Texas
Ekstrom, Fred, 1924-25-26... Newman Grove, Neb.
Ekwall, Rex, 1955-56-57..... Holmesville, Neb.
Eldridge, Bruce, 1918..... Omaha, Neb.
Elliott, Newell J., 1903..... Beatrice, Neb.
Elliott, Robert, 1937-38-39..... West Point, Neb.
Elliott, Thomas, 1926-27-28..... West Point, Neb.
Elradi, Mohammad, 2017..... Omaha, Neb.
Elsou, Kenneth, 1942-43..... North Platte, Neb.
Empkey, Frank, 1966-67..... Omaha, Neb.
Enright, Mark, 1974..... Cedar Rapids, Iowa

Enright, Roy, 2003..... Omaha, Neb.
Erwin, Steve, 1973-74-75..... Laurel, Neb.
Evelyn, Bakari, 2016..... Detroit, Mich.
Extrom, LeGrant, 1952..... Holdrege, Neb.

F F F


Fagler, Willard, 1952-53-54-55..... Harvard, Neb.
Farmer, Tony, 1991..... Los Angeles, Calif.
Ferguson, J. Malcolm, 1903..... Aurora, Neb.
Ffriend, Kimani, 2000-01..... Kingston, Jamaica
Fields, Rodney, 2000-01..... Tampa, Fla.
Fisher, Morris, 1929-30-31..... Lincoln, Neb.
Fitz, Don, 1939-40-41..... Lincoln, Neb.
Fitzgibbon, John, 1941-42-43..... Tobias, Neb.
Fitzpatrick, Wilson, 1958..... Marshall, Mo.
Florence, Larry, 1997-98-99-2000..... Phenix City, Ala.
Flothow, Paul, 1917..... Omaha, Neb.
Flynn, W.H., 1917
Ford, Kedrick, 2001-02..... Macon, Ga.
Fort, Jerry, 1973-74-75-76..... Chicago, Ill.
Fox, Mike, 2010-11-12..... Beatrice, Neb.
Frank, Owen, A., 1911-12..... Grand Island, Neb.
Fredstrom, Paul, 1952-53..... Lincoln, Neb.
Fuller, Nick, 2015-16-17..... Sun Prairie, Wis.

G G G

Gallegos, Ray, 2010-11-13-14..... Salt Lake City, Utah
Galter, Morris, 1944..... Lincoln, Neb.
Gardner, Charles H., 1916
Gardner, J., 1916
Garner, Bernard, 1996-97..... Many, La.
Gates, Bob, 1950..... Lincoln, Neb.
Gericik, Philip, 1926-27..... Omaha, Neb.
Gerhart, Harold, 1918..... Newman Grove, Neb.
Geter, Lewis, 1990..... Columbus, Ohio
Gibson, James P., 1911-12..... Holdrege, Neb.
Gill, Anton, 2017..... Raleigh, N.C.
Gillilan, Charles, 1919..... Hardy, Neb.
Gilreath, Ivan, 1981..... Omaha, Neb.
Glock, Jason, 1992-94-95-96..... Wahoo, Neb.
Goetze, Hartmann, 1940-41-42..... St. Joseph, Mo.
Gohde, George H., 1928..... Lincoln, Neb.
Good, Joseph, 1951-52-53..... Lincoln, Neb.
Goodson, Orr, 1924-25..... Lincoln, Neb.
Grace, Harvey, 1928-29-30..... Mascot, Neb.
Gratopp, Bob, 1968-69-70..... Geneva, Neb.
Graves, Allen, 1958..... Lincoln, Neb.
Gregory, Amos, 1993..... Nashville, Tenn.
Gregory, Tom, 1971-72..... Fullerton, Calif.
Gribble, George, 1942..... Greenwood, Neb.
Grimm, Lloyd, 1937-38-39..... Omaha, Neb.
Grupe, Ivan, 1961-62-63..... Byron, Neb.
Gutleben, J.S., 1896

H H H

Hagensick, Edmund H., 1902-03-04-05..... Lincoln, Neb.
Hagensick, Harry E., 1902..... Lincoln, Neb.
Hahn, Robert, 1945..... Fremont, Neb.
Hale, Leland, 1935-36-37..... Lincoln, Neb.
Hammond, Jake, 2015-16..... Comanche, Okla.
Hamilton, Venson, 1996-97-98-99..... Forest City, N.C.
Hankins-Cole, Quincy, 2010..... Roosevelt, N.Y.
Hanzlik, M., 1912-14
Hare, Fred, 1965-66..... Omaha, Neb.
Hare, Jerry, 1954..... Grand Island, Neb.
Harley, Steve, 2008-09..... Temple Hills, Md.
Harriman, Brant, 1998..... Mason City, Iowa
Harris, Lee, 1972..... Omaha, Neb.
Harris, Rickey, 1974-75-76-77..... Denver, Colo.
Harry, Robert, 1958-59-60..... York, Neb.
Hartley, Harold S., 1921..... Harvard, Neb.
Haskell, Ross K., 1912-13-14
Hassler, Francis, 1943..... McCook, Neb.
Hawkins, Earl, 1913-14-15..... Oshkosh, Wis.
Hawkins, Nathan, 2014..... Garland, Texas
Hay, John, 1940-41..... Lincoln, Neb.
Hayes, Carl, 1990-91-92..... Chicago, Ill.



Floyd Ebaugh helped the Huskers win the 1936 Big Six Conference title and was a three-year performer for Nebraska from 1936 to 1938.



Bill Jackman totaled 500 points, 418 rebounds and 101 assists in his three-year Husker career.

Hecox, Fred, 1945-46.....Cozad, Neb.
Hedberg, Curt, 1975-77-78-79.....Lincoln, Neb.
Heimos, Dan, 2002-03.....Waterloo, Ill.
Heinzelman, Robert, 1942-43.....Falls City, Neb.
Held, Sidney, 1940-41-42.....Lincoln, Neb.
Henrion, Walter, 1932-33.....Wichita, Kan.
Henry, Sek, 2007-08-09-10.....Los Angeles, Calif.
Hester, Wayne, 1958-59-60.....Lincoln, Neb.
Hewitt, Irenaues P., 1902-03.....Lincoln, Neb.
Hilliard Jr., Corey, 2012.....Kansas City, Mo.
Hiltner, Arthur H., 1910-11-12.....Lincoln, Neb.
Hiltner, Walter G., 1903.....Lincoln, Neb.
Hinckley, Ryan, 1997.....Pocatello, Idaho
Hoar, J.W., 1903-05-07.....Lyons, Neb.
Hoemann, Vic, 1945.....Newell, Iowa
Hoffman, J.F., 1991-92.....Cambridge, Neb.
Hokuf, Stephen, 1930-31-33.....Crete, Neb.
Holder, Allen, 1976-77.....Las Vegas, Nev.
Holley, Myles, 2010.....Norfolk, Va.
Hollins, Kenneth, 1944-45.....Valley, Neb.
Holm, Elmer, 1927-28-29.....Omaha, Neb.
Holmes, Joe, 1999.....Seat Pleasant, Md.
Hoppen, Dave, 1983-84-85-86.....Omaha, Neb.
Horne, Jeriah, 2017.....Overland Park, Kan.
Howard, Terry, 1957.....Elkhorn, Neb.
Howard, Warren, 1914.....Omaha, Neb.
Hubka, Ernest, 1918.....Virginia, Neb.
Huge, Jim, 1961-63.....Holdrege, Neb.
Hugg, Ed, 1914-15-16.....Cambridge, Neb.
Hughes, Brett, 1982-83.....Waterloo, Ind.
Hughes, Michael, 1992.....Peoria, Ill.
Hussey, John W., 1920.....Cambridge, Neb.
Hutchinson, W.C., 1910-11.....Lincoln, Neb.
Hyde, Leslie E., 1913.....Lincoln, Neb.

III

Ideus, Chad, 1996.....Adams, Neb.
Ingersoll, Arthur E., 1909-10.....Tescumseh, Neb.

JJJ

Jackman, Bill, 1985-86-87.....Grant, Neb.
Jackson, Don, 1973.....Chatsworth, Calif.
Jackson, Jack, 1939.....Omaha, Neb.
Jackson, Stanley, 1977.....Las Vegas, Nev.
Jackson, Wm. Carl, 1918-19.....Lincoln, Neb.
Jacobson, Michael, 2016-17.....Wauke, Iowa
Jaeger, Chad, 1994.....Lexington, Neb.
Jensen, Clifford, 1930.....Omaha, Neb.
Jeter, Lance, 2010-11.....Beaver Falls, Pa.
Johnette, Michael, 1997-98.....Omaha, Neb.
Johnson, Bill, 1987-88.....Plainville, Neb.
Johnson, Chad, 1998-99.....Monticello, Fla.
Johnson, Eric, 1988-89.....Brooklyn, N.Y.
Johnson, Handy, 1982-83.....Chicago, Ill.
Johnson, Jamar, 1992-93-94.....Elkhart, Ind.
Johnson, Lenard, 1982-83.....Kirkwood, Mo.
Johnson, Nate, 2003-04.....Kansas City, Kan.
Johnson, William, 1952-53-54.....Lincoln, Neb.
Jones, Charles, 1962-63-64.....Washington, D.C.
Jones, Eshaunte, 2010-11.....Fort Wayne, Ind.
Jones, Wilbur A., 1910.....Omaha, Neb.
Jungmeier, Walter, 1920.....Lincoln, Neb.
Jungmeier, Wesley, 1920.....Lincoln, Neb.
Jura, Chuck, 1970-71-72.....Schuyler, Neb.

KKK

Kacer, Oldyn, 1919.....Crete, Neb.
Karn, Matt, 2010-11.....Philpot, Ky.
King, Lyle, 1940-41-42.....Lincoln, Neb.
King, Rich, 1988-89-90-91.....Omaha, Neb.
Kipper, Paul, 1951.....Lincoln, Neb.
Kirlin, Albert, 1947.....Havelock, Neb.
Klepser, Merritt J., 1923-25-27.....Omaha, Neb.
Knutzen, Owen, 1943.....Cedar Bluffs, Neb.
Koca, Todd, 1988-89.....Papillion, Neb.
Koehler, John P., 1901-02.....Yankton, S.D.
Koenig, Robert, 1945.....Yankton, S.D.

Kohl, Adam, 1922.....Hastings, Neb.
Korte, Robert, 1946.....Fairbury, Neb.
Kortus, Joel, 1963-64-65.....Lincoln, Neb.
Koster, George, 1931-32.....Lincoln, Neb.
Kovanda, William, 1937-38-39.....Elk Creek, Neb.
Kowalke, James, 1959-60-61.....Sioux City, Iowa
Krake, Lee S., 1905-07.....West Point, Neb.
Krall, Robert, 1928-29.....Grand Island, Neb.
Krenk, Nick, 2007-08-09.....Nebraska City, Neb.
Kubacki, Jim, 1956-57-58.....Toledo, Ohio
Kuhlman, Elza, 1944.....Grant, Neb.
Kurkowski, Kye, 2012-13-15.....Grant, Neb.

LLL

Lantz, Stuart, 1966-67-68.....Uniontown, Pa.
Lawry, Anton, 1947-48-49-50.....Omaha, Neb.
Laws, Malcolm, 2016-17.....Orlando, Fla.
Lawson, Wm. Vinton, 1926.....Omaha, Neb.
Leacox, Robert, 1935-36.....Shenandoah, Iowa
Lebsack, Gayle, 1946-47.....Lincoln, Neb.
Ledsome, Jim, 2006.....Severna Park, Md.
Lee, Brendy, 1972-73-74.....Brush, Colo.
Leitner, Roger, 1967-68.....McCook, Neb.
Lenser, Kurt, 1932.....Hildreth, Neb.
LeRossignol, Curt, 1971-72.....Lincoln, Neb.
Letts, Madison, 1932.....St. Joseph, Mo.
Lewandowski, Adolph J., 1928-29-30.....Chicago, Ill.
Lively, Kelly, 1989-90-91.....Torrington, Wyo.
Livingston, Dale, 1946.....Hastings, Neb.
Livingston, Leslie, 1940-41-42.....Hastings, Neb.
Loder, Dwight, 1934.....Waverly, Neb.
Logan, Chris, 1985-86.....Natchez, Miss.
Lue, Tyronn, 1996-97-98.....Mexico, Mo.
Lundholm, William, 1959.....Mt. Morris, Ill.
Lunney, Kenneth, 1932-33-34.....York, Neb.

MMM

MacFarlane, Dave, 1980.....Plattsmouth, Neb.
Maclay, Donald, 1929-30-31.....Auburn, Neb.
Malecek, Joseph, 1949-50.....Osage, Iowa
Mann, Kyle, 1998.....Omaha, Neb.
Manning, Pete, 1988-89.....Trenton, N.J.
Maric, Aleks, 2005-06-07-08.....Sydney, Australia
Markowski, Andy, 1996-97-98-99.....Ord, Neb.
Marks, Kyle, 2006-07.....Riviera Beach, Fla.
Marquiss, Warren, 1943.....Omaha, Neb.
Marsh, Ricky, 1973-74.....New York, N.Y.
Marshall, Harvey, 1985-86.....Jackson, Tenn.
Martin, Sam, 1968-69-70.....Pawnee City, Neb.
Martin, Val, 1976.....South Bend, Ind.
Martz, Mike, 1984-85-86-87.....Beatrice, Neb.
Mason, Paul, 1932-33-34.....Omaha, Neb.
Matson, Charles E., 1896.....Wisner, Neb.
Matzke, John, 1982-84-85-86.....Lincoln, Neb.
Matzke, Stan, 1952-53-54-55.....Lincoln, Neb.
Mauch, Arthur, 1931-32.....Bassett, Neb.
Maxey Sr., Al, 1959-60.....Indianapolis, Ind.
McCarty, Marques, 2002-03.....Sugarland, Texas
McCray, Joe, 2005.....Fort Lauderdale, Fla.
McCray, Toney, 2009-11-12.....Missouri City, Texas
McDonald, Paul, 1977.....Chisholm, Minn.
McPipe, Carl, 1976-77-78-79.....Hammond, Ind.
McVeigh, Jack, 2016-17.....Cabarita Beach, Australia
McVicker, Mark, 1977-78-79-80.....Hastings, Neb.
Menke, Trevor, 2012-13-14-15.....Beatrice, Neb.
Mercier, Bob, 1951.....Lincoln, Neb.
Mielenz, Frank, 1926.....Stanton, Neb.
Miller, Cookie, 2008-09.....Charleston, W.V.
Mitchell, Alvin, 1997.....Omaha, Neb.
Moller, Cliff, 1969.....New York, N.Y.
Moody, Keith, 1990-91.....Herndon, Va.
Moore, Bob, 1978-79.....Pittsburgh, Pa.
Moore, Curtis, 1984-85.....Mount Vernon, N.Y.
Moore, Jack, 1979-80-81-82.....Muncie, Ind.
Moore, James, 1984.....Omaha, Neb.
Moore, Josiah, 2012.....Norcross, Ga.
Moore, M.S., 1899.....

Moore, Mikki, 1994-95-96-97.....Gaffney, S.C.
Morrell, (no first name), 1912.....
Morrison, C.C., 1899.....
Morrison, C.E., 1896.....
Morrow Jr., Ed, 2016-17.....Chicago, Ill.
Moser, W.A., 1905-07.....
Mossler, Cornelius, 1948.....Cambridge, Ohio
Muhleisen, Jake, 2002-03-04-05.....Lincoln, Neb.
Mulvaney, Charles, 1946.....Omaha, Neb.
Munger, Glen, 1922.....Columbus, Neb.
Munn, Glen B., 1929.....Lincoln, Neb.
Munn, Glenn, 1928.....Lincoln, Neb.
Munn, Monte, 1920-21.....Lincoln, Neb.
Munson, Bob, 1971.....Bradford, Vt.
Myers, C.B., 1914-15.....
Myrthil, Gerard, 1978-79.....New York, N.Y.

NNN

Naderer, Mike, 1978-79-80-81.....Scottsdale, Ariz.
Nagl, (no first name), 1912.....
Nannen, Lyle, 1956-57.....Syracuse, Neb.
Nannen, Neil, 1962-63-64.....Syracuse, Neb.
Neal Jr., Marcus, 2004-05.....Annapolis, Md.
Nelson, Ben, 2007-08-09-10.....Atwater, Minn.
Nelson, Douglas, 1944.....Wausa, Neb.
Nelson, H., 1916-17.....
Nelson, Lawrence, 1936.....Curtis, Neb.
Nelson, Leif, 1996.....Riverside, Calif.
Neubert, Keith, 1984-86-87.....Fort Atkinson, Wis.
Newman, Richard, 1919-20-21.....Columbus, Neb.
Newton, Bernard A., 1903.....Beaver City, Neb.
Nielsen, R., 1901.....
Niemann, Christopher, 2011-12.....Kühlungsborn, Germany
Nissen, Al, 1970-71-72.....Miller, S.D.
Novak, Terry, 1975-77-78.....Lincoln, Neb.
Novak, Tom, 1972-73-74.....Lincoln, Neb.

OOO

Olson, Carl, 1928-29.....Lincoln, Neb.
Othmer, Kenneth, 1927-28.....Omaha, Neb.
Owen, L.R., 1911.....
Owens, Dapreis, 1989-90-91-92.....Mansfield, Ohio

PPP

Page, Theodore, 1927.....Crete, Neb.

Parker, Benny, 2013-14-15-16.....Kansas City, Kan.
Parsons, Robert, 1936-37-38.....Lincoln, Neb.
Parsons, Rollin, 1933-34-35.....Lincoln, Neb.
Parsons, Ronald, 1957.....Cleveland, Ohio
Patty, Jesse, 1919-20.....Omaha, Neb.
Pearson, Brice, 1965.....San Mateo, Calif.
Peltz, Mike, 2013-14.....Alliance, Neb.
Perry, Harry O., 1908-09-10.....Lincoln, Neb.
Perry, Marcus, 2006-07.....Anniston, Ala.
Peterson, Arthur, 1945.....Millard, Neb.
Peterson, Mike, 1970-71-72.....Omaha, Neb.
Petrashek, G.L., 1909-10.....Humboldt, Neb.
Petsch, Daryl, 1962-63-64.....Marysville, Kan.
Pitchford, Terran, 2014-15.....Galveston, Texas
Phifer, Ryan, 1997-98.....North Platte, Neb.
Phillips, Albert, 1918.....Beatrice, Neb.
Phipps, Hansel, 1931.....Whitman, Neb.
Piatkowski, Eric, 1991-92-93-94.....Rapid City, S.D.
Piatkowski, Troy, 1997-98-99.....Rapid City, S.D.
Pickett, John, 1919-20.....Scottsbluff, Neb.
Pierce, Robert, 1949-50-51.....Lincoln, Neb.
Pillsbury, Melville P., 1899-1902.....Lincoln, Neb.
Ping, Shang, 2008.....Haerbin, China
Pitcaithley, Harry, 1939-40.....Lincoln, Neb.
Pitchford, Walter, 2014-15.....Grand Rapids, Mich.
Placek, Emil E., 1896.....Wahoo, Neb.
Ploetz, John, 1978.....Shorewood, Wis.
Poynter, Floyd, 1920.....San Jose, Calif.
Puelz, Dennie, 1962-63.....Lincoln, Neb.

RRR

Ramos, Jose, 1991.....Miami, Fla.
Randall, Albert, 1939-40-41.....Omaha, Neb.
Raymond, Isaac P., 1902.....
Reckewey, Kent, 1973-74-75.....Lincoln, Neb.
Reid, Beau, 1988-89-90-91.....Lancaster, Ohio
Reimers, Gary, 1956-57-58.....Millard, Neb.
Reiners, Al, 1966.....Hastings, Neb.
Rekeweg, Jeff, 1987-88.....Kendallville, Ind.
Renfro, Claude, 1981-82-83.....Winslow, Ariz.
Renzelman, Gary, 1953-54-55.....Scottsbluff, Neb.
Retherford, Claude, 1947-48-49.....French Lick, Ind.
Reynolds, Harry Burch, 1919.....Lincoln, Neb.
Reynolds, James, 2004.....Los Angeles, Calif.
Richardson Jr., Charles, 2004-05-06-07.....Maywood, Ill.



Clifford Scales helped the Huskers set a school record with 26 wins during the 1990-91 season. Scales averaged 10.2 points per game, as he was one of five Huskers who averaged double figures.

Richardson, Brandon, 2009-10-11-12..... Los Angeles, Calif.
 Richardson, Ray, 1989-90 South Bend, Ind.
 Riddell, Ted, 1917 Beatrice, Neb.
 Riddlesbarger, William P., 1922-23 Iowa City, Iowa
 Riehl, Tony, 1971-72-73 Louisville, Ky.
 Ritchie, Max, 2013 Nebraska City, Neb.
 Rivers, David, 2012-13-14-15 Little Rock, Ark.
 Robinson II, John, 2001-02 Channelview, Texas
 Robinson, Magnus, 1946 Norfolk, Neb.
 Roby, Isaiah, 2017 Dixon, Ill.
 Rooney, Patrick, 1944 Brownville, Neb.
 Roots, Al, 1960-61 Kansas City, Kan.
 Roy, William, 1955 Berwyn, Ill.
 Russell, Robert C., 1920-22 Washington, D.C.
 Russell, Thomas R., 1961-62 Independence, Kan.
 Rutherford, Richard B., 1914-15-16.. Beatrice, Neb.

SSS

Sallee, Chris, 1995-96 Scottsdale, Ariz.
 Salomon, Cole, 2008-09 Omaha, Neb.
 Sandbulte, Gerald, 1952-53 Sioux Center, Iowa
 Sandstedt, James, 1946 Omaha, Neb.
 Sauer, George, 1932-33 Lincoln, Neb.
 Scales, Clifford, 1988-89-90-91 Maywood, Ill.
 Scantlebury, Tom, 1968-69-70 Oakland, Calif.
 Scarlett, Trent, 1982-83 Las Vegas, Nev.
 Schleiger, Richard, 1947-48-49 Omaha, Neb.
 Schliep, Bronsen, 2003-04-05-06 Fairfield, Neb.
 Schmidt, A., 1908-09
 Schmidt, August C., 1909-10 Lincoln, Neb.
 Schneider, Leo, 1946 Rock Island, Ill.
 Schwindt, Andy, 1997 Palos Verdes, Calif.
 Sealer, Joel, 1985-86-87 Omaha, Neb.
 Seger, Fred, 1952-53-54 Omaha, Neb.
 Shaver, Dan, 1966-67 La Crecenta, Calif.
 Schellenberg, Elmer, 1918-19-20 Beatrice, Neb.
 Shields, Paul, 1915-16 Omaha, Neb.
 Shields, Paul, 1947-48 Monrovia, Ind.
 Shields, Shavon, 2013-14-15-16 Olathe, Kan.
 Shipwright, Richard, 1959 Pender, Neb.
 Shoecraft, Jerry, 1979-80-81-82 Muncie, Ind.
 Shultis, Jason, 2017 Dannebrog, Neb.
 Siegel, Bob, 1974-75-76-77 Fairbury, Neb.
 Simmons, Grant, 1964-65-66 Omaha, Neb.
 Simmons, Ron, 1966-67-68 Sumner, Neb.
 Simms, Corey, 2002-03-04-05 St. Louis, Mo.
 Sladovnic, Charles, 1962 Omaha, Neb.
 Smaha, Clark, 1925-26-27 Ravenna, Neb.
 Smidt, Don, 1956-57-58 Helena, Mont.
 Smith, Andre, 1978-79-80-81 Chicago, Ill.
 Smith, Austin H., 1920-21-22
 Smith, Charles L., 1954-55-56 Anderson, Ind.

Smith, H.B., 1899

Smith, Leslee, 2014-15 .. Long Look, British Virgin Islands
 Smith, Mike, 2007 Bronx, N.Y.
 Smith, Richard, 1988 Chicago, Ill.
 Smith, Ronnie, 1984-85 Galveston, Texas
 Smith, Tarin, 2015 Ocean Township, N.J.
 Smith, Terry, 1982-83 Moberly, Mo.
 Smith, Todd, 1999 Milledgeville, Ga.
 Snyder, James, 1951 Winchester, Ind.
 Sorensen, Harry, 1934-35-37 Hardy, Neb.
 Spear, John, 1922 Genoa, Neb.
 Spear, Wallace, 1918-19 Genoa, Neb.
 Spears, Jerry, 1964-65 Columbus, Ohio
 Spencer, Bo, 2012 Baton Rouge, La.
 Sprague, Leon, 1926 York, Neb.
 Srb, Richard, 1947-48-49 Lincoln, Neb.
 Standhardinger, Christian, 2010. Munich, Germany
 Stange, Drew, 1981-82 Lincoln, Neb.
 Stebbins, (no first name), 1900
 Stegall, Shuan, 2004 Stone Mountain, Ga.
 Steinbrook, Lee, 1995 Columbus, Neb.
 Stewart, Marvin, 1969-70-71 Chicago, Ill.
 Stipsky, Ed, 1931 Hooper, Neb.
 Stone, Charles, 1967 Oakland, Calif.
 Story, C.M., 1899
 Strahan, James, 1945 Wayne, Neb.
 Strickland, Erick, 1993-94-95-96 Bellevue, Neb.
 Stromer, Byron W., 1918 Hanover, Neb.
 Strowbridge, Jay-R, 2007-08 Ardmore, Ala.
 Stryker, Franklin H, 1912-13 Omaha, Neb.
 Surles, Chester, 1995-96 Saginaw, Mich.
 Svehla, Matt, 1988-89 Clarkson, Neb.
 Swank, George, 1959 Mansfield, Ohio
 Swett, Rex, 1960-61-62 Huron, S.D.

TTT

Talley, Dylan, 2012-13 Camden, N.J.
 Tallman, Frank, 1938-39-40 Creston, Iowa
 Tangeman, Robert, 1944 Gretna, Neb.
 Taylor, Evan, 2017 Cincinnati, Ohio
 Taylor, Ron, 1974-75 Midland, Texas
 Theisen, Ralph, 1916 West Point, Neb.
 Therien, Robert, 1939-40 Lincoln, Neb.
 Thom, Jim, 1956 Lincoln, Neb.
 Thomas, (no first name), 1901
 Thomas, Dwight P., 1918 Lincoln, Neb.
 Thomas, Grant, 1938-39 Kearney, Neb.
 Thomas, Ryan, 2000-01 St. Joseph, Mich.
 Thomas, Wilson, 2001-02 Omaha, Neb.
 Thompson, John, 1941-42-43 Lincoln, Neb.
 Thornton, Marcus, 2001 Rochester, N.Y.
 Tipton, Milo, 1923-24-25 Tabor, Iowa

Tipton, Paul W., 1922 Tabor, Iowa
 Torrens, Lee, 1969-70 Bellevue, Neb.
 Trueblood, Johnny, 2016 Omaha, Neb.
 Truscott, Louis, 1999-2000 Houston, Texas
 Tshimanga, Jordy, 2017 Montreal, Quebec
 Turek, John, 2002-03-04-05 Council Bluffs, Iowa
 Turner, Herschell, 1958-59-60 Indianapolis, Ind.
 Tyrance, Jordan, 2012-13 Lincoln, Neb.

UUU

Ubel, Brandon, 2010-11-12-13 Overland Park, Kan.
 Underwood, Clinton, 1912-13 Omaha, Neb.
 Usher, Willard O., 1923-24-25 Omaha, Neb.

VVV

Vacanti, Charles, 1940 Omaha, Neb.
 Van Poelgeest, Richard, 1987-88-89-90 Ryswijk, Netherlands
 Vance, Deak, 1986 Muncie, Ind.
 Velander, Paul, 2007-08-09 Blacksburg, Va.
 Vick, Derrick, 1987-88 Chicago, Ill.
 Vincent, William, 1962-63 Omaha, Neb.
 Voiz, Mathias G., 1923-24-25 Omaha, Neb.
 Von Seggern, Dale, 1968-69-70 Orchard, Neb.
 Vucetic, Sergej, 2013-14 Vrbas, Serbia

WWW

Wagner, Robert, 1967-68 Erie, Pa.
 Wahlquist, George, 1933-35-36 Hastings, Neb.
 Wald, Tom, 1995-96 Brooklyn Park, Minn.
 Walin, Elmer, 1961 Lincoln, Neb.
 Walker, B.J., 2006 Cincinnati, Ohio
 Walker, Caleb, 2011-12 Hutchinson, Kan.
 Walker, Danny, 2000 Los Angeles, Calif.
 Walker, G.E., 1899
 Walker, Marcus, 2006 Kansas City, Mo.
 Wall, Jan, 1960-61 Lincoln, Neb.
 Walsh, Larry, 1950 Ponca, Neb.
 Walsh, Walter W., 1907-08-09 Lincoln, Neb.
 Walton, Kenny, 1981-82-83 Indianapolis, Ind.
 Wampler, Lloyd, 1936 Dorchester, Neb.
 Ward, Harrison, 1951 Plainfield, Ind.

Warfield, G.A., 1896
 Warren, (no first name), 1901
 Warren, Glen, 1921-22-23 Lincoln, Neb.
 Waterman, R.L., 1900
 Watson Jr., Glynn, 2016-17 Bellwood, Ill.
 Watters, F.E., 1911
 Watts, Randy, 1971-72 Richmond, Ky.
 Webb, Coley, 1964-65-66 Elkhart, Ind.
 Weber, Don, 1952-53-54 Estherville, Iowa
 Webster, Tai, 2014-15-16-17 Auckland, New Zealand
 Wells, William, 1954-57 West Baden, Ind.
 Werner, Alton, 1937-38-39 Kansas City, Mo.
 Wertz, L.E., 1917
 West, Tim, 1980 Urbana, Mo.
 Whitaker, Henry, 1934-35-36 St. Joseph, Mo.
 White III, Andrew, 2016 Richmond, Va.
 White, Anthony, 1984-85 Wichita, Kan.
 White, Jamel, 2006 Brooklyn, N.Y.
 Whitehead, Milton, 1948-49-50 Scottsbluff, Neb.
 Wicklund, Andrew, 2008 Colorado Springs, Colo.
 Widman, Harvey, 1934-35-36 Mead, Neb.
 Wilbrand, Tony, 2003-04-05-06 Alliance, Neb.
 Wilkinson, Wes, 2003-04-05-06 Grand Island, Neb.
 Williams, Eric, 1980-81-83-84 South Bend, Ind.
 Williams, Rodney, 1998 Houston, Texas
 Willis, Stephen, 1975-76 Indianapolis, Ind.
 Wilnes, Norman, 1950-51 North Platte, Neb.
 Wilson, Dow, 1938 Dow City, Iowa
 Wischmeier, B. Scott, 1932 Turkey Creek, Neb.
 Witte, Willard, 1928-29-30 Lincoln, Neb.
 Wood, Wilbur S., 1908-09-10 Lincoln, Neb.
 Woolridge, Andre, 1993 Omaha, Neb.
 Wortmann, Craig, 1999-2000 Hartington, Neb.
 Wright, Earl, 1963-64 Lincoln, Neb.
 Wyant, Harlan, 1924 Newman Grove, Neb.

YYY

Yaffee, Irvin, 1939-40 Omaha, Neb.
 Yates, James, 1961-64 Randolph, Iowa
 Young, Max, 1941-42-43 Lincoln, Neb.



Grand Island native Wes Wilkinson led the Huskers with 11.9 points and averaged 6.2 rebounds and 1.9 blocks per game as a senior in 2005-06 to help the Huskers reach the NIT.

ALL-AMERICANS (8)

- 1913 Sam Carrier, Guard
- 1931 Don Maclay, Center
- 1933 Steve Hokuf, Guard
- 1936 George Wahlquist, Guard
- 1937 Robert Parsons, Guard
- 1952 James Buchanan, Guard
- 1959 Herschell Turner, Guard
- 1978 Carl McPipe, Center

FIRST-TEAM ALL-CONFERENCE (43)

Missouri Valley (10)

- 1909 W.W. Walsh, Forward
- 1910 H.O. Perry, Forward
- 1911 J.P. Gibson, Forward
- O.A. Frank, Guard
- 1913 Ross Haskell, Forward
- Sam Carrier, Guard
- 1919 Carl Jackson, Forward
- 1925 Orr Goodson, Center
- Mathias "Mutt" Volz, Guard
- 1927 Clark Smaha, Forward

Big Six (8)

- 1930 Don Maclay, Center
- 1931 Steve Hokuf, Guard
- 1933 Steve Hokuf, Guard
- 1936 George Wahlquist, Forward
- 1937 Robert Parsons, Guard
- 1938 Robert Parsons, Guard
- 1941 Sid Held, Guard
- Don Fitz, Guard

Big Seven (4)

- 1949 Claude Retherford, Guard
- Milton "Bus" Whitehead, Forward
- 1950 Milton "Bus" Whitehead, Forward
- 1952 James Buchanan, Guard

Big Eight (18)

- 1960 Herschell Turner, Guard

- 1966 Grant Simmons, Guard
- 1967 Stuart Lantz, Guard
- 1968 Stuart Lantz, Guard
- 1971 Marvin Stewart, Guard
- 1972 Chuck Jura, Center
- 1974 Jerry Fort, Guard
- 1975 Jerry Fort, Guard
- 1976 Jerry Fort, Guard
- 1978 Brian Banks, Guard
- 1980 Andre Smith, Center
- 1981 Andre Smith, Center
- 1982 Jack Moore, Guard
- 1984 Dave Hoppen, Center
- 1985 Dave Hoppen, Center
- 1986 Dave Hoppen, Center
- 1993 Eric Piatkowski, Guard
- 1994 Eric Piatkowski, Guard

Big 12 (3)

- 1998 Tyronn Lue, Guard
- 1999 Venson Hamilton, Center
- 2008 Aleks Maric, Center

Big Ten (1)

- 2014 Terran Petteway, Guard

JIM PHELAN NATIONAL COACH OF THE YEAR (1)

- 2014 Tim Miles

CONFERENCE COACH OF THE YEAR (7)

Big Eight (6)

- 1966 Joe Cipriano (AP)
- 1978 Joe Cipriano (UPI)
- 1980 Moe Iba (AP/UPI)
- Joe Cipriano (UPI)
- 1981 Moe Iba (UPI)
- 1991 Danny Nee (AP/UPI)

Big Ten (1)

- 2014 Tim Miles (Coaches)

CONFERENCE PLAYER OF THE YEAR (2)

Big Eight (1)

- 1981 Andre Smith (AP/UPI)

Big 12 (1)

- 1999 Venson Hamilton (AP/Coaches)

BIG EIGHT FRESHMAN OF THE YEAR (1)

- 1993 Erick Strickland (AP/Coaches)

OLYMPIANS (2)

- 2012 Aleks Maric, Center (Australia)
- 2012 Ade Dagunduro, Guard (Nigeria)

WORLD UNIVERSITY GAMES (3)

- 1985 Dave Hoppen, Center (U.S., Silver)
- 1993 Eric Piatkowski, Guard (U.S., Gold)
- 2017 Jack McVeigh, Forward (Australia)

FIBA WORLD CUP (3)

- 1954 Bill Johnson, Forward (U.S., Gold)
- 2014 Tai Webster, Guard (New Zealand)
- 2014 Jorge Brian Diaz, Center (Puerto Rico)

22 & UNDER WORLD CHAMPIONSHIPS (1)

- 1997 Tyronn Lue, Guard (U.S., Fifth)

21 & UNDER WORLD CHAMPIONSHIPS (1)

- 2005 Aleks Maric, Center (Australia, Fourth)

U.S. OLYMPIC FESTIVAL (3)

- 1983 Dave Hoppen, Center (Bronze)
- Moe Iba, Coach, North (Bronze)
- 1991 Eric Piatkowski, Guard (Gold)


Note: Piatkowski was named to the 1991 U.S. Olympic Festival All-Tournament Team.

NABC ALL-STAR GAME (5)

- 1972 Chuck Jura, Center
- 1991 Rich King, Center
- 1994 Eric Piatkowski, Guard
- 2008 Aleks Maric, Center
- 2015 Tim Miles, Coach



After earning all-league honors as a junior, Tyronn Lue was a first-round NBA selection in 1998. During his collegiate career, he helped Nebraska to three postseason appearances and finished eighth in school history in scoring.



Bill Johnson won a gold medal for the United States at the 1954 FIBA World Championships (now called the FIBA World Cup) in Rio de Janeiro, Brazil. Johnson averaged 9.5 rebounds per game during his three-year career at Nebraska.



Danny Nee is the winningest coach in Nebraska history with 254 career victories over 14 seasons. A 2009 Nebraska Basketball Hall of Fame inductee, Nee was the Big Eight Coach of the Year in 1991 after leading NU to a school-record 26 victories.



WEBSTER SELECTED AS JACK MOORE AWARD WINNER

Senior guard Tai Webster was selected by a vote of his teammates as the Jack Moore Award winner, which is annually presented to the team's Most Valuable Player, for the 2016-17 season.

The award is named for late Husker guard Jack Moore, a 5-9 playmaker who set 17 school records in a career that ended in 1982. Moore was presented with the 1982 Francis Pomeroy-Naismith Award as the best collegiate player in the nation under six feet tall. A consensus All-Big Eight performer in 1982, Moore was killed in a plane crash in March of 1984.

Webster earned the award after putting together a strong senior season for the Huskers. The 6-foot-3 guard averaged a team-high 17.0 points per game while chipping in 5.1 rebounds, 4.0 assists and 1.4 steals per game. The Auckland, New Zealand, native finished fourth in the Big Ten in scoring, fifth in steals and eighth in assists, while topping the Huskers in both scoring and assists. He set career highs in all four categories as a senior and is one of four players in school history to score 500 points and dish out 100 assists in a season. Webster led the Huskers in double-figure games (30), including a team-high nine 20-point games en route to second-team All-Big Ten honors and first-team all-district accolades.

Freshman Jordy Tshimanga was chosen as the team's Most Improved Player for his strides during the season. The 6-foot-11 center averaged 7.4 points and 5.9 rebounds in NU's last 11 games, as he moved into the starting lineup in late January.

Evan Taylor was selected as the team's top defender, as he finished third on the team in steals and usually guarded the opponent's top backcourt scorer. Junior Nick Fuller was chosen as the scout team player of the year, as he played in 15 games off the bench and was one of the team leaders in practice.

Glynn Watson Jr. was honored as the Husker Power Lifter of the Year award for his work in the weight room with strength coach Tim Wilson. Watson blossomed during his sophomore, as he averaged 13 points per game and shot nearly 40 percent from 3-point range.

Jack Moore Award

Year	Player	Position	Year	Player	Position
1984-85	Dave Hoppen	Center	2001-02	Cary Cochran	Guard
1985-86	Dave Hoppen	Center	2002-03	Andrew Drevo	Forward
	Bernard Day	Forward	2003-04	Nate Johnson	Guard
1986-87	Brian Carr	Guard	2004-05	Joe McCray	Guard
1987-88	Henry T. Buchanan	Guard		Jason Dourisseau	Guard
1988-89	Eric Johnson	Guard	2005-06	Wes Wilkinson	Forward
1989-90	Clifford Scales	Guard		Charles Richardson Jr.	Guard
1990-91	Rich King	Center	2006-07	Marcus Perry	Guard
	Beau Reid	Forward		Aleks Maric	Center
	Clifford Scales	Guard	2007-08	Paul Velander	Guard
1991-92	Jamar Johnson	Guard	2008-09	Ryan Anderson	Guard
1992-93	Eric Piatkowski	Forward	2009-10	Lance Jeter	Guard
1993-94	Eric Piatkowski	Forward	2010-11	Brandon Richardson	Guard
1994-95	Jaron Boone	Guard	2011-12	Brandon Ubel	Forward
1995-96	Erick Strickland	Guard	2012-13	Terran Petteway	Guard
1996-97	Tyronn Lue	Guard	2013-14	Terran Petteway	Guard
1997-98	Tyronn Lue	Guard	2014-15	Terran Petteway	Guard
1998-99	Venson Hamilton	Center	2015-16	Shavon Shields	Forward
1999-2000	Larry Florence	Forward	2016-17	Tai Webster	Guard
2000-01	Cookie Belcher	Guard			

COSIDA ACADEMIC ALL-AMERICANS (8)

1972	Chuck Jura, 3rd team
1978	Curt Hedberg, 5th team
1981	Jack Moore, 2nd team
1984	John Matzke, 2nd team
1989	Beau Reid, 3rd team
1991	Beau Reid, 3rd team
2015	Shavon Shields, 1st team
2016	Shavon Shields, 1st team

POSTGRADUATE SCHOLARS (6) NCAA (5)

1972	Al Nissen
1986	John Matzke
1987	Bill Jackman
1991	Beau Reid
2006	Bronsen Schliep

Big Eight (1)

1976	Kent Reckeway
------	---------------

Big 12 (1)

2006	Bronsen Schliep
------	-----------------

BIG TEN MEDAL OF HONOR (1)

2016	Shavon Shields
------	----------------

NEBRASKA MALE STUDENT-ATHLETE OF THE YEAR (1)

2016	Shavon Shields
------	----------------

ACADEMIC ALL-CONFERENCE (71)

Big Eight (25)

1966	Grant Simmons, Guard
1972	Chuck Jura, Center
1974	Tom Novak, Guard
1975	Larry Cox, Forward/Center
1976	Larry Cox, Forward/Center
1978	Curt Hedberg, Forward
1979	Curt Hedberg, Forward
1980	Jack Moore, Guard
1981	Jack Moore, Guard
1982	Jack Moore, Guard
1984	John Matzke, Forward
1985	John Matzke, Forward
	Dave Hoppen, Center
1986	John Matzke, Forward
	Brian Carr, Guard
1987	Brian Carr, Guard
	Bill Jackman, Forward
1988	Henry T. Buchanan, Guard
1989	Beau Reid, Forward
1990	Rich King, Center
1991	Beau Reid, Forward
1992	Bruce Chubick, Forward
1993	Bruce Chubick, Forward
1994	Bruce Chubick, Forward
1995	Jason Glock, Guard

Big 12 (26)

1996	Leif Nelson, Center
	Erick Strickland, Guard
1997	Andy Markowski, Forward
1998	Andy Markowski, Forward
1999	Andy Markowski, Forward
2002	Cary Cochran, Guard
	Brian Conklin, Forward
2003	John Turek, Forward

2004	Adam Bohac, Guard
	Brian Conklin, Forward
	Jason Dourisseau, Guard
	Jake Muhleisen, Guard
	John Turek, Forward
	Tony Wilbrand, Center
2005	Jason Dourisseau, Guard
	Jake Muhleisen, Guard
	Bronsen Schliep, Forward
	John Turek, Forward
	Tony Wilbrand, Center
2006	Jason Dourisseau, Guard
	Bronsen Schliep, Forward
	Tony Wilbrand, Center
2007	Paul Velander, Guard
2008	Paul Velander, Guard
2009	Paul Velander, Guard
	Nick Krenk, Guard
2011	Brandon Ubel, Forward
	Ray Gallegos, Guard

Big Ten (20)

2012	Mike Fox, Forward
	Kye Kurkowski, Forward
	Trevor Menke, Guard
	Christopher Niemann, Center
	Brandon Ubel, Forward
2013	Kye Kurkowski, Forward
	Brandon Ubel, Forward
	Trevor Menke, Guard
2014	Kye Kurkowski, Forward
	Trevor Menke, Guard
	Shavon Shields, Forward
2015	Nick Fuller, Guard/Forward
	Kye Kurkowski, Forward
	Trevor Menke, Guard
	Shavon Shields, Forward
2016	Shavon Shields, Forward
2017	Tanner Borchardt, Forward
	Nick Fuller, Forward
	Michael Jacobson, Forward

NOTE: No team selected from 1967 to 1971.



Shavon Shields was a two-time CoSIDA Academic All-American and was Nebraska's Big Ten Medal of Honor winner in 2016.



1. DAVE HOPPEN - 2,167 POINTS

6-11, 235, C, 1983-86, Omaha, Neb. (Benson)

Three-time All-Big Eight center Dave Hoppen finished his career as Nebraska's all-time leading scorer with 2,167 points. Hoppen, whose four-year collegiate career was cut short by a knee injury in a game at Colorado, Feb. 1, 1986, broke or tied 19 Nebraska records and five Big Eight marks during his standout career. A native of Omaha, Neb., Hoppen was the first player in Husker basketball history to have his jersey number (42) retired. Originally drafted by the NBA's Atlanta Hawks in the third round of the 1986 draft, he played with both Charlotte and Philadelphia, and a stint in the CBA. Hoppen was inducted into the Nebraska Basketball Hall of Fame in 1996 and Nebraska Athletics Hall of Fame in 2017.



Season	G-GS	FG-FGA	Pct.	FT-FTA	.Pct	Reb.-Avg.	TP-Avg.
1982-83	32-32	163-311	.524	119-159	.784	161-5.0	445-13.9
1983-84	30-30	220-367	.599	158-208	.760	207-6.9	598-19.9
1984-85	30-30	270-418	.646	164-210	.781	258-8.6	704-23.5
1985-86	19-19	151-245	.616	118-147	.803	147-7.7	420-22.1
Totals	111-111	1,804-1,341	.600	559-724	.772	773-7.0	2,167-19.5

2. ERIC PIATKOWSKI - 1,934 POINTS

6-7, 215, F, 1991-94, Rapid City, S.D. (Stevens)

One of only two players in school history to play on four consecutive NCAA Tournament teams, Eric Piatkowski finished his career as the second-leading scorer in school history with 1,934 points. The Most Valuable Player in the 1994 Phillips 66 Big Eight Tournament, Piatkowski had a school and tournament-record 42-point outburst in Nebraska's first-round victory over Oklahoma. A two-time, first-team All-Big Eight pick, Piatkowski averaged 21.5 points in his final season as a Husker, and became the first player in school history to score 1,900 points (1,934), grab 600 rebounds (669) and dish out 300 assists (322). A first-round draft pick of the NBA's Indianapolis Pacers, Piatkowski's draft rights were then traded to the Los Angeles Clippers, who he played with for eight seasons. He also played with the Houston Rockets, Chicago Bulls and Phoenix Suns. Piatkowski's jersey No. 52 was retired by the Huskers in 2006, the same year he was inducted into the Nebraska Basketball Hall of Fame.



Season	G-GS	FG-FGA	Pct.	3Pt FG	Pct.	FT-FTA	Pct.	Reb.-Avg.	Pts.-Avg.
1990-91	34-1	128-275	.465	44-127	.346	72-86	.837	125-3.7	372-10.9
1991-92	29-28	144-338	.426	47-136	.346	79-109	.725	184-6.3	414-14.3
1992-93	30-30	178-367	.485	48-129	.372	98-129	.760	171-5.7	502-16.7
1993-94	30-30	226-456	.496	63-172	.366	131-165	.794	189-6.3	646-21.5
Totals	123-89	676-1,436	.471	202-564	.358	380-489	.777	669-5.4	1,934-15.7

3. JERRY FORT - 1,882 POINTS

6-3, 170, G, 1973-76, Chicago, Ill. (Franciscan)

The first Husker basketball player to earn All-Big Eight honors for three straight seasons, Jerry Fort finished his career with 1,882 points – a record that stood for nine seasons, until Dave Hoppen broke it on Dec. 15, 1985. Fort was a third-round draft pick of the Boston Celtics following his senior season. He scored a then-school-record 40 points against Missouri as a junior. Fort was inducted into the Nebraska Basketball Hall of Fame in 1991.



Season	G-GS	FG-FGA	Pct.	FT-FTA	.Pct	Reb.-Avg.	TP-Avg.
1972-73	26-18	151-349	.433	74-104	.712	106-4.0	376-14.5
1973-74	26-26	207-484	.428	54-88	.614	110-4.2	468-18.0
1974-75	26-26	218-508	.429	89-138	.645	91-3.5	525-20.2
1975-76	27-27	201-452	.445	111-156	.712	87-3.2	513-19.0
Totals	105-97	777-1,793	.433	328-486	.675	394-3.8	1,882-17.9

4. ANDRE SMITH - 1,717 POINTS

6-7, 215, C/F, 1978-81, Chicago, Ill. (Kennedy)

Andre Smith closed his brilliant four-year career in 1980-81 when he led the Big Eight Conference in scoring with a 19.5 average in league-only games. Smith was named the conference's player of the year for his efforts – the only Husker to earn that honor in the Big Eight era. Smith was also a two-time all-conference selection. He scored 1,717 points and grabbed 753 rebounds during his Husker career and was chosen in the seventh round of the 1981 NBA Draft by the Cleveland Cavaliers. He was inducted into the Nebraska Basketball Hall of Fame in 1994.



Season	G-GS	FG-FGA	Pct.	FT-FTA	.Pct	Reb.-Avg.	TP-Avg.
1977-78	30-2	105-190	.533	68-111	.613	144-4.8	278-9.3
1978-79	27-27	146-256	.570	72-110	.655	186-6.9	364-13.5
1979-80	31-31	237-388	.610	126-189	.670	251-8.1	600-19.4
1980-81	26-26	185-314	.589	105-152	.691	172-6.6	475-18.3
Totals	114-86	673-1,148	.586	371-562	.660	753-6.6	1,717-15.1

5. ALEKS MARIC - 1,630 POINTS

6-11, 275, C, 2005-08, Sydney, Australia (Life Center (N.J.)/Australian Institute for Sport)

Aleks Maric was one of the most dominant big men in the first 12 years of the Big 12 era. The Aussie was a first-team All-Big 12 selection by the Associated Press as a senior and a two-time second-team pick by the coaches. During his senior year, he became only the third player in league history to record at least 1,500 points and 1,000 rebounds in a career. Maric tied the school single-season record with 335 boards as a senior in 2007-08. Maric led NU and ranked in the top seven in the league in scoring, rebounding, field-goal percentage and blocked shots as a senior. He finished his career tying or breaking 19 Nebraska and Big 12 Conference records. After declaring for the NBA Draft following his sophomore season, Maric withdrew and returned to Nebraska where he became just the ninth player in program history to reach 1,000 points before the start of his senior campaign. He has played overseas following his career and was an All-Euroleague first-team selection in 2010. In 2011, he helped Panathinaikos win a Euroleague title and represented Australia in the 2012 Olympics. Maric will play in the Bahraini Premier League in 2017-18.



Season	G-GS	FG-FGA	Pct.	3Pt FG	Pct.	FT-FTA	Pct.	Reb.-Avg.	Pts.-Avg.
2004-05	27-10	79-165	.479	0-2	.000	58-81	.716	169-6.3	216-8.0
2005-06	31-26	116-246	.472	0-0	.000	107-175	.611	251-8.1	339-10.9
2006-07	30-30	203-359	.565	3-10	.300	147-216	.681	260-8.7	556-18.5
2007-08	33-33	191-332	.575	1-6	.167	136-207	.657	335-10.2	519-15.7
Totals	121-99	589-1,102	.534	4-18	.222	448-679	.660	1,015-8.4	1,630-13.5

7. SHAVON SHIELDS - 1,630 POINTS

6-7, 225, G/F, 2013-2016, Olathe, Kan. (Northwest)

One of the most accomplished student-athletes in program history, Shavon Shields left his mark in the Husker program. One of five players in school history with 1,500 points and 600 rebounds, Shields finished his career in the top 10 in six categories, including points, field goals and free throws made. As a senior, he earned second-team All-Big Ten honors, averaging 16.8 points, 5.1 rebounds and 2.7 assists per game. A two-time All-Big Ten performer, Shields finished second in school history with 112 starts. In the classroom, Shields was a two-time first-team Academic All-American (2015-16) and was chosen as Nebraska's Male Student-Athlete of the Year in 2016. He begins his second pro season in Italy in 2017-18.




Season	G-GS	FG-FGA	Pct.	3FG-Att.	Pct.	FT-FTA	.Pct.	Reb.-Avg.	Pts.-Avg.
2012-13	28-19	89-189	.471	14-39	.359	48-71	.676	144-5.1	240-8.6
2013-14	32-32	131-296	.443	18-57	.316	129-179	.721	184-5.8	409-12.8
2014-15	31-31	161-366	.440	17-87	.195	139-168	.827	186-6.0	478-15.4
2015-16	30-30	181-385	.470	28-77	.364	113-147	.769	153-5.5	503-16.8
TOTAL	121-112	562-1,236	.455	77-260	.296	429-565	.759	667-5.5	1,630-13.5

7. JARON BOONE - 1,609 POINTS

6-6, 195, G, 1993-96, Salt Lake City, Utah (Skyline)

Jaron Boone played in 127 games and started 102 to rank third and fourth, respectively, in school history. Boone became the 17th player in school history to reach 1,000 points, but just the fifth to do so before completing his junior season. Boone earned second-team All-Big Eight honors as a junior and helped Nebraska to the NIT championship his senior year. Boone's 559 points in his junior season is the seventh-highest single-season output in school history. Boone scored at least 20 points 18 times in his career and ranks among the school leaders in 3-point shots made (fourth, 181) and attempted (fourth, 501), assists (third, 446) and minutes (fourth, 3,624).




Season	G-GS	FG-FGA	Pct.	3Pt FG	Pct.	FT-FTA	Pct.	Reb.-Avg.	Pts.-Avg.
1992-93	31-8	76-185	.411	17-57	.298	46-56	.821	72-2.3	215-6.9
1993-94	30-28	138-290	.476	35-95	.368	55-78	.705	78-2.6	366-12.2
1994-95	32-32	199-455	.437	70-182	.385	91-134	.679	106-3.3	559-17.5
1995-96	34-34	162-397	.408	59-167	.354	86-123	.699	92-2.7	469-13.8
Totals	127-102	575-1,327	.433	184-501	.367	274-387	.708	348-2.7	1,609-12.7

8. ERICK STRICKLAND - 1,586 POINTS

6-3, 210, G, 1993-96, Bellevue, Neb. (West)

One of two 1,000-point scorers on the 1995-96 team, Erick Strickland finished his career with 1,586 points. Strickland was a second-team all-conference selection as a senior when he led the team in scoring (14.7) and was named the MVP of the NIT. Strickland played in 127 career games, tied for fourth in school history, and started 84. A three-time member of the Big Eight All-Defensive Team, he is second in steals at NU with 257. Strickland ranks fifth in 3-point field goals made (179), fourth in 3-point field goal attempts (512) and fifth in assists (414). He spent nine years in the NBA, including four with the Dallas Mavericks and two with the Milwaukee Bucks. He was inducted into the Nebraska Basketball Hall of Fame in 2009.



Season	G-GS	FG-FGA	Pct.	3FG-Att.	Pct.	FT-FTA	Pct.	Reb.-Avg.	Pts.-Avg.
1992-93	31-6	84-185	.454	32-88	.364	43-59	.729	63-2.0	243-7.8
1993-94	30-13	102-241	.423	41-117	.350	77-95	.811	103-3.4	322-10.7
1994-95	31-31	175-394	.444	54-160	.338	101-139	.727	167-5.4	505-16.3
1995-96	35-34	174-399	.436	52-148	.351	116-141	.823	170-4.9	516-14.7
Totals	127-84	535-1,219	.439	179-512	.350	337-434	.776	503-4.0	1,586-12.5

9. TYRONN LUE - 1,577 POINTS

6-0, 175, G, 1996-98, Mexico, Mo. (Raytown)

Tyronn Lue became one of the few Huskers to eclipse the 1,000-point mark by early in his junior season. He finished his career with 1,577 points before turning pro a year early. Lue was a first-round NBA draft pick of the Denver Nuggets before being traded on draft night to the Los Angeles Lakers where he won a pair of NBA titles. He also played for the Washington Wizards, Orlando Magic, Houston Rockets, Atlanta Hawks, Dallas Mavericks and Milwaukee Bucks. Lue ranks in the top 10 in 13 Husker career categories, including assists (fourth, 432), 3-pointers (ninth, 145) and steals (seventh, 154). Lue started 96 of 99 games in his Husker career and led NU to three straight postseason appearances, including an NCAA berth in 1998. A 2013 inductee into the Nebraska Basketball Hall of Fame, Lue was named head coach of the Cleveland Cavaliers on Jan. 22, 2016. In his first season, he guided the Cavs to the first NBA title in franchise history, as Cleveland overcame a 3-1 deficit against Golden State in the NBA Finals. Lue is one of only 14 individuals in NBA history to win a title as both a player and head coach. He became the fourth Husker to have his jersey retired when he was honored on Feb. 2, 2017.




Season	G-GS	FG-FGA	Pct.	3FG-Att.	Pct.	FT-FTA	Pct.	Reb.-Avg.	Pts.-Avg.
1995-96	35-34	105-232	.453	20-61	.328	66-96	.688	106-3.0	296-8.5
1996-97	32-30	215-476	.452	47-137	.343	126-155	.813	93-2.9	603-18.8
1997-98	32-32	240-547	.439	78-209	.373	120-145	.828	137-4.3	678-21.2
Totals	99-96	560-1,255	.446	145-407	.356	312-396	.788	336-3.4	1,577-15.9

10. COOKIE BELCHER - 1,552 POINTS

6-4, 205, G, 1997-2001, Mexico, Mo. (Mexico)

During the 1999 season, Cookie Belcher became the 21st player in school history to join the Huskers' 1,000-point club. With another stellar campaign in 2001, he moved into the Huskers' all-time top 10, finishing his career with 1,552 points. He was just the eighth player in NU history to reach 1,000 points before the start of his senior season. Belcher made a strong mark on the Husker record books in other areas. He owns the Nebraska game, season and career records for steals and finished his career ranked third in NCAA history with 353 steals. He also ranks in the top 10 on NU's career 3-point (seventh, 146) and assist lists (second, 477) and owns the school records for most career starts (129) and games played (131). He enjoyed a successful professional career in Italy, Israel and Greece for a decade before going into coaching at the IMG Academy.




Season	G-GS	FG-FGA	Pct.	3FG-Att.	Pct.	FT-FTA	Pct.	Reb.-Avg.	Pts.-Avg.
1996-97	33-33	117-256	.457	30-76	.395	41-83	.494	126-3.8	305-9.2
1997-98	32-32	135-305	.443	29-102	.284	55-87	.632	126-3.9	354-11.1
1998-99	32-32	137-320	.428	39-128	.305	64-102	.627	107-3.3	377-11.8
1999-00	4-2	10-16	.625	0-1	.000	4-7	.571	15-3.8	24-6.0
2000-01	30-30	177-394	.449	48-143	.336	90-121	.744	152-5.1	492-16.4
Totals	131-129	576-1,291	.446	146-450	.324	255-400	.638	526-4.0	1,552-11.9

11. RICH KING - 1,475 POINTS

7-2, 260, C, 1988-91, Omaha, Neb. (Burke)

The tallest player in Nebraska history at 7-2, Rich King finished his career with 1,475 points and then-school records for blocked shots (183) and games played (124). King had a big hand in the Huskers' record-breaking 26-8 campaign in 1990-91, as he led the team in scoring (15.5 ppg) and rebounding (8.1 rpg) en route to honorable-mention All-America honors from both AP and UPI. A first-round draft pick of the Seattle SuperSonics in the 1991 NBA Draft, King tied Jerry Fort's then-school single-game scoring record with a 40-point outburst against Northern Illinois, Feb. 18, 1991. He was inducted into the Nebraska Basketball Hall of Fame in 2001.



Season	G-GS	FG-FGA	Pct.	3FG-Att.	Pct.	FT-FTA	Pct.	Reb.-Avg.	Pts.-Avg.
1987-88	29-5	56-108	.519	0-0	---	24-34	.706	84-2.9	136-4.7
1988-89	33-22	136-235	.579	0-0	---	91-139	.655	195-5.9	363-11.0
1989-90	28-21	170-305	.557	0-0	---	110-158	.696	208-7.4	450-16.1
1990-91	34-27	202-352	.574	2-5	.400	120-179	.670	274-8.1	526-15.5
Totals	124-75	564-1,000	.564	2-5	.400	345-510	.676	761-6.1	1,475-11.9

12. VENSON HAMILTON - 1,416 POINTS

6-10, 240, C, 1996-99, Forest City, N.C. (Oak Hill Academy)

One of two Huskers to reach the 1,000-point plateau in 1998-99, Venson Hamilton was a four-year standout for Coach Danny Nee. Hamilton finished his career with 1,416 points and ranks 11th on NU's all-time scoring list. His senior season was one of the finest campaigns in school history. For his efforts, Hamilton earned Big 12 Player-of-the-Year honors, the first Husker since 1981 to capture the league honor. Hamilton still owns NU records for rebounds (1,080) and blocked shots (241) and is third in games played (129). Hamilton was just the fourth player all-time among Big 12 schools to score 1,000 points, grab 1,000 rebounds and block 200 shots in his collegiate career. He was a second-round draft pick of the Houston Rockets in 1999, and enjoyed a successful professional career in Europe and Morocco.



Season	G-GS	FG-FGA	Pct.	3FG-Att.	Pct.	FT-FTA	Pct.	Reb.-Avg.	Pts.-Avg.
1995-96	32-1	71-130	.546	0-1	.000	54-100	.540	161-5.0	196-6.1
1996-97	32-25	124-215	.577	0-0	---	96-148	.649	269-8.4	344-10.8
1997-98	32-30	139-269	.517	0-0	---	80-144	.556	315-9.8	358-11.2
1998-99	33-32	194-388	.500	0-1	.000	130-198	.657	335-10.2	518-15.7
Totals	129-88	528-1,002	.527	0-2	.000	360-590	.610	1,080-8.4	1,416-11.0

13. CARL MCPiPE - 1,300 POINTS

6-8, 225, C, 1976-79, Hammond, Ind. (Technical)

One-half of the "Hammond Hustlers" (Brian Banks was the other), 'Pipe' and 'BB' provided Nebraska with a great four-year, one-two punch. McPipe, a three-year starter, finished his career with 1,300 points. As a junior, McPipe earned USBWA District V honors and was one of 12 starters designated as an All-American by the Citizens Savings Athletic Foundation. In his final year in a Husker uniform, McPipe was a repeat pick on the USBWA team and a fifth-round draft selection of the Philadelphia 76ers.




Season	G-GS	FG-FGA	Pct.	FT-FTA	Pct.	Reb.-Avg.	TP-Avg.
1975-76	20-1	25-67	.373	16-22	.727	58-2.9	66-3.3
1976-77	29-29	183-376	.487	74-108	.685	241-8.3	440-15.2
1977-78	29-29	190-357	.532	65-97	.670	228-7.9	445-15.3
1978-79	26-26	148-326	.454	53-90	.589	196-7.5	349-13.4
Totals	104-85	546-1,126	.485	208-317	.656	723-7.0	1,300-12.5

14. TOM BAACK - 1,299 POINTS

6-5, 192, F, 1966-68, Fort Wayne, Ind. (Concordia)

Tom Baack, a 1995 Nebraska Hall of Fame inductee, finished his career with 1,299 points, a figure that stood as the school record until guard Jerry Fort came along 10 years later. Baack played on three straight winning NU teams from 1965 through 1968, and helped the Huskers to a NIT appearance in 1966-67—NU's first-ever bid to the nation's oldest postseason tournament. Known for his satin-smooth jump shot, Baack had a 17.3 points-per-game average for his career, which still ranks third in school history. Baack served as an assistant at Nebraska for eight seasons after his playing days. He was selected in the 10th round of the 1968 NBA Draft by the Detroit Pistons.




Season	G-GS	FG-FGA	Pct.	FT-FTA	.Pct	Reb.-Avg.	TP-Avg.
1965-66	25	147-325	.542	92-108	.852	106-4.2	386-15.4
1966-67	25	188-401	.469	73-90	.811	152-6.1	449-18.0
1967-68	25	191-412	.466	82-99	.828	134-5.4	464-18.6
Totals	75	526-1,138	.462	247-297	.832	392-5.2	1,299-17.3

15. STUART LANTZ - 1,269 POINTS

6-3, 175, G, 1966-68, Uniontown, Pa.

Stuart Lantz teamed with Tom Baack to give Nebraska a potent one-two offensive punch. Lantz finished his career with 1,269 points and 571 rebounds. A two-time All-Big Eight pick, Lantz went on to play eight years in the NBA with four teams (San Diego/Houston Rockets, Detroit Pistons, New Orleans Jazz, Los Angeles Lakers). A charter member of the Nebraska Basketball Hall of Fame, Lantz had his jersey (No. 22) retired in the fall of 1989. He has been the Lakers' television color commentator since 1987.



Season	G-GS	FG-FGA	Pct.	FT-FTA	.Pct	Reb.-Avg.	TP-Avg.
1965-66	25	125-290	.431	56-85	.659	199-8.0	306-12.2
1966-67	25	190-368	.516	101-129	.783	193-7.7	481-19.2
1967-68	25	173-349	.495	136-181	.757	179-7.2	482-19.2
Totals	75	488-1,007	.485	293-395	.742	571-7.6	1,269-16.9

16. CHUCK JURA - 1,255 POINTS

6-10, 220, C, 1970-72, Schuyler, Neb.

One of the top all-around centers in Nebraska history, Chuck Jura's 1,255 points rank 16th on the school's all-time list. Jura earned All-Big Eight honors as a senior and was an academic All-Big Eight choice. One of only six players in NU history to average more than 20 points in a season (21.2), Jura ranks sixth on the rebounding chart (740) and his 11.7 rebounds per game (305 total) in his final season are still an NU single-season record. Like Lantz, Jura was a charter member of the Nebraska Basketball Hall of Fame. A third-round NBA draft pick by the Chicago Bulls, Jura played professional basketball in Europe for several seasons.



Season	G-GS	FG-FGA	Pct.	FT-FTA	.Pct	Reb.-Avg.	TP-Avg.
1969-70	25	99-205	.483	51-86	.593	192-7.7	249-9.9
1970-71	26	181-306	.592	93-160	.594	243-9.3	455-17.5
1971-72	26	220-399	.551	111-181	.613	305-11.7	551-21.2
Totals	77	500-910	.549	255-427	.597	740-9.6	1,255-16.3

17. LARRY FLORENCE - 1,223 POINTS

6-5, 220, F, 1997-2000, Phenix City, Ala.

Forward Larry Florence surpassed the 1,000-point milestone midway through the 1999-2000 season. Florence ranks third at Nebraska in career starts (105) and is tied for ninth in games played (123). A four-year starter, Florence was Nebraska's captain as a senior and led the Huskers in scoring at 13.0 points per game. In his senior season, Florence earned honorable-mention All-Big 12 honors from the league's coaches. Florence also earned the reputation as a strong defender and a hard worker in the weight room. He was named the Husker Power Male Athlete of the Year for all sports in 1999 and was a three-time men's basketball lifter of the year.



Season	G-GS	FG-FGA	Pct.	3FG-Att.	Pct.	FT-FTA	.Pct	Reb.-Avg.	Pts.-Avg
1996-97	30-29	92-240	.383	1-7	.143	41-58	.707	113-3.8	226-7.5
1997-98	30-19	115-259	.444	1-5	.200	37-63	.587	110-3.7	268-8.9
1998-99	33-27	133-262	.508	1-4	.250	73-99	.737	135-4.1	340-10.3
1999-00	30-30	156-389	.401	8-32	.250	69-105	.657	161-5.4	389-13.0
Totals	123-105	496-1,150	.431	11-48	.229	220-325	.677	519-4.2	1,223-9.9

18. JACK MOORE - 1,204 POINTS

5-9, 165, G, 1979-82, Muncie, Ind. (Central)

Jack Moore will long be remembered by Husker faithful for his gummy play on the basketball court. He was honored with the 1982 Francis Pomeroy-Naismith Award, which is presented annually to the nation's top player under 6-feet tall. During his four-year career, Moore scored 1,204 points, and shot .901 from the free-throw line – among the all-time best career marks in NCAA Division I history. Moore's .901 free-throw percentage broke the Big Eight record for career marksmanship, which had been held by his coach, Moe




lba. A consensus All-Big Eight selection as a senior, Moore was the first Husker cager to earn first-team academic All-Big Eight honors for three straight seasons, and his 382 career assists stand seventh on NU's all-time chart. Nebraska's MVP Award is named in honor of Moore, who was killed in a March 1984 plane crash. Moore was inducted into the Nebraska Basketball Hall of Fame in 1993.

Season	G-GS	FG-FGA	Pct.	FT-FTA	.Pct	Reb.-Avg.	TP-Avg.
1978-79	20-0	21-61	.344	21-25	.840	19-1.0	63-3.2
1979-80	31-30	137-291	.471	184-211	.872	53-1.7	458-14.8
1980-81	27-27	111-221	.502	118-128	.922	54-2.0	340-12.6
1981-82	27-27	110-257	.428	123-131	.939	58-2.1	343-12.7
Totals	105-84	379-830	.457	446-495	.901	184-1.8	1,204-11.5

19. BRIAN CARR - 1,182 POINTS

6-0, 165, G, 1984-87, Muncie, Ind. (Burriss)

Brian Carr is the only player in Nebraska history to score 1,000 points and collect more than 600 assists in a career. Carr, who finished his four-year career with 14 Nebraska school records, scored 1,182 points and collected 682 assists. The 682 assists ranked as the third-best total in Big Eight history, behind only former Kansas stars Cedric Hunter and Jacque Vaughn. Carr also ranks second in career minutes played at NU. A second-team All-Big Eight selection as a senior (UPI), Carr was a two-time, first-team academic All-Big Eight performer. Carr was inducted into the Nebraska Basketball Hall of Fame in 2001.



Season	G-GS	FG-FGA	Pct.	3FG-Att.	Pct.	FT-FTA	.Pct	Reb.-Avg.	Pts.-Avg
1983-84	30-0	59-114	.518	---	.000	19-32	.594	22-0.7	137-4.6
1984-85	30-30	118-210	.562	---	.000	48-58	.828	58-1.9	284-9.5
1985-86	30-30	139-293	.464	---	.000	79-93	.849	51-1.7	357-11.9
1986-87	33-33	131-325	.403	58-157	.369	84-104	.808	47-1.4	404-12.2
Totals	123-93	447-942	.475	58-157	.369	230-287	.801	178-1.4	1,182-9.6

20. BRIAN BANKS - 1,150 POINTS

6-0, 160, G, 1976-79, Hammond, Ind.

The other half of the "Hammond Hustlers," along with Carl McPipe, Brian Banks was a three-year starter at guard for the Huskers from 1976-77 through 1978-79. His best season was as a junior in 1977-78, when he averaged 14 points and helped NU to a 22-8 record and an NIT bid. For his efforts, Banks earned first-team All-Big Eight honors. He was inducted into the Nebraska Basketball Hall of Fame in 1999.



Season	G-GS	FG-FGA	Pct.	FT-FTA	.Pct	Reb.-Avg.	TP-Avg.
1975-76	27-1	42-93	.452	38-49	.776	33-1.2	122-4.5
1976-77	29-29	160-330	.485	66-100	.660	73-2.5	386-13.3
1977-78	30-30	173-351	.493	73-103	.709	84-2.8	419-14.0
1978-79	24-23	96-212	.453	31-46	.674	66-2.8	223-9.3
Totals	110-83	471-986	.478	208-298	.698	256-2.3	1,150-10.5

21. TERRAN PETTEWAY - 1,143 POINTS

6-6, 215, G, 2014-15, Galveston, Texas (Ball/Texas Tech)

Terran Petteway finished his two-year career as one of the most prolific scorers in school history. Petteway's career scoring average of 18.1 points per game ranked second in school history, while he was one of only two Huskers to reach the 1,000-point plateau in his first two seasons at Nebraska. As a sophomore, Petteway led the Big Ten in scoring at 18.1 points per game to earn first-team All-Big Ten honors. In his final season, he averaged 18.2 points per game and was among the Big Ten leaders in scoring, assists, and 3-pointers per game. Petteway played in the NBA D-League in 2015-16 and is in his second season playing professionally in Italy in 2017-18.



Season	G-GS	FG-FGA	Pct.	3FG-Att.	Pct.	FT-FTA	.Pct	Reb.-Avg.	Pts.-Avg
2013-14	32-32	182-427	.426	48-147	.327	167-204	.819	155-4.8	579-18.1
2014-15	31-31	184-465	.396	68-217	.313	128-180	.711	153-4.9	564-18.2
TOTAL	63-63	366-892	.410	116-364	.319	295-384	.768	308-4.9	1143-18.1

N 2017-18 NEBRASKA BASKETBALL HUSKER 1,000-POINT SCORERS

22. MARVIN STEWART - 1,138 POINTS

6-3, 180, G, 1969-71, Chicago, Ill. [Dunbar]

Marvin Stewart finished his three-year career with 1,138 points, and is remembered by Husker fans as one of the finest fast-breaking guards in NU history. In his senior season, Stewart averaged 21.4 points, the fourth-best season average in school history, and earned first-team All-Big Eight honors. Stewart owns the distinction of being one of only two members of NU's 1,000-point club member to top the mark in fewer than 70 games, as he appeared in just 66 contests. Stewart was a second-round draft selection of the NBA's Chicago Bulls in 1971. He was inducted into the Nebraska Basketball Hall of Fame in 1994.



Season	G-GS	FG-FGA	Pct.	FT-FTA	.Pct	Reb.-Avg.	TP-Avg.
1968-69	26	137-321	.426	107-150	.713	66-2.5	381-14.6
1969-70	14	83-174	.477	35-56	.625	28-2.0	201-14.4
1970-71	26	215-426	.505	126-153	.824	54-2.1	556-21.4
Totals	66	435-921	.472	268-359	.747	148-2.2	1,138-17.2

23. CLIFFORD SCALES - 1,136 POINTS

6-2, 170, G, 1988-91, Maywood, Ill. [Westchester St. Joseph]

A steady player throughout his four-year Nebraska career, Clifford Scales tallied 1,136 points from 1988 through 1991. An honorable-mention All-Big Eight pick as a senior and a member of UPI's All-Big Eight Defensive team, Scales' 177 career steals ranked as the most ever by a Cornhusker cager when he completed his career. One of five double-figure scorers on the 1990-91 Nebraska team at 10.2 points per game, Scales hit a then-school-record 45.6 percent from 3-point range as a senior. He co-captained the Huskers' record-setting 26-8 squad during the 1990-91 season. He was inducted into the Nebraska Basketball Hall of Fame in 2002.




Season	G-GS	FG-FGA	Pct.	3FG-Att.	Pct.	FT-FTA	.Pct.	Reb.-Avg.	Pts.-Avg.
1987-88	31-5	71-139	.511	3-10	.300	25-35	.714	41-1.3	170-5.5
1988-89	32-27	122-253	.482	6-19	.316	52-77	.675	91-2.8	302-9.4
1989-90	26-26	112-219	.511	10-24	.417	84-100	.840	93-3.6	318-12.2
1990-91	34-34	136-291	.467	26-57	.456	48-60	.800	110-3.2	346-10.2
Totals	123-96	441-901	.489	45-110	.409	209-272	.768	335-2.7	1,136-9.2

23. CARL HAYES - 1,136 POINTS

6-9, 200, F, 1990-92, Chicago, Ill. [Westchester St. Joseph]

An exciting player in the open court, Carl Hayes finished his three-year Nebraska career with 1,136 points, which is tied for 21st on NU's all-time chart along with former high school and college teammate Clifford Scales. A two-time honorable-mention All-Big Eight performer, Hayes was a starter on NU teams that earned back-to-back NCAA Tournament bids, including the Husker squad that won a school-record 26 games in 1991.



Season	G-GS	FG-FGA	Pct.	3FG-Att.	Pct.	FT-FTA	.Pct.	Reb.-Avg.	Pts.-Avg.
1989-90	28-19	121-261	.464	5-16	.313	92-132	.697	138-4.9	339-12.1
1990-91	34-28	192-390	.492	1-12	.600	75-125	.600	179-5.3	460-13.5
1991-92	28-16	126-294	.429	31-84	.369	54-103	.524	155-5.5	337-12.0
Totals	90-63	439-945	.465	37-112	.330	221-360	.614	472-5.2	1,136-12.6

25. RYAN ANDERSON - 1,125 POINTS

6-4, 195, G, 2006-2010, Seattle, Wash. [Rainier Beach]

One of the most versatile players in Nebraska history, the 6-4 Anderson played out of position all four years, working in the '4' spot where he made a name for himself. Anderson created mismatches on the offensive end, where his ability from 3-point range was evident. He finished his career ranked third in 3-pointers at Nebraska with 185 and was in the top 10 in Nebraska history for 3-point percentage (.394), steals (166) and games started (101), while also ranking in the top 25 for points, rebounds, assists and games played. He was named to the Big 12 All-Defense Team as a junior and the All-Underrated team as a senior, when he became the first Husker in the Big 12 era to record 1,000 points, 500 rebounds and 150 3-pointers. Anderson has played in Europe, the NBA D-League and in Canada during his professional career.



Season	G-GS	FG-FGA	Pct.	3FG-Att.	Pct.	FT-FTA	.Pct.	Reb.-Avg.	Pts.-Avg.
2006-07	28-25	103-219	.470	48-111	.432	29-39	.744	129-4.6	283-10.1
2007-08	33-33	98-232	.422	59-136	.368	23-40	.800	176-5.3	278-8.4
2008-09	30-12	72-179	.402	33-97	.340	36-50	.720	115-3.8	213-7.1
2009-10	31-31	117-258	.453	54-126	.429	63-84	.750	164-5.3	351-11.3
Totals	122-101	390-888	.439	185-470	.394	160-213	.751	584-4.8	1,125-9.2

26. TAI WEBSTER - 1,116 POINTS

6-4, 195, G, 2014-17, Auckland, New Zealand (Westlake Boys)

Tai Webster showed the power of persistence throughout his Husker career. A four-year letterwinner, the 6-foot-4 guard made dramatic strides during his career, becoming one of the Big Ten's best players as a senior. Webster started 30 games as a freshman, helping the Huskers to the 2014 NCAA Tournament. He averaged double figures and was one of the Big Ten's top sixth men in 2015-16 before taking over as a senior. Webster garnered second-team All-Big Ten honors from the coaches and third-team accolades from the media, averaging 17.0 points, 5.1 rebounds and 4.0 assists per game as a senior. He ranked in the top-10 of the Big Ten in scoring (third), assists (eighth) and steals (fifth) and reached double figures in 30 of 31 contests to capture first-team all-district honors by the USBWA. He is playing professionally in Germany this season.



Season	G-GS	FG-FGA	Pct.	3FG-Att.	Pct.	FT-FTA	.Pct.	Reb.-Avg.	Pts.-Avg.
2013-14	32-30	34-112	.304	6-35	.171	52-84	.619	66-2.1	126-3.9
2014-15	30-4	39-109	.358	12-52	.231	28-38	.737	57-1.9	118-3.9
2015-16	34-18	126-266	.474	21-60	.350	71-96	.740	140-4.1	344-10.1
2016-17	31-31	183-435	.421	40-136	.294	122-164	.744	158-5.1	528-17.0
TOTAL	127-83	382-922	.414	79-283	.279	273-382	.715	421-3.3	1,116-8.8

27. CARY COCHRAN - 1,082 POINTS

6-1, 190, G, 1999-2002, Minden, Iowa (Tri-Center)

One of the most dangerous long-distance threats in Nebraska and Big 12 history, Cary Cochran topped the 1,000-point mark during his senior campaign. Cochran set Nebraska records for career (268), single-season (89) and single-game (8) 3-pointers during his senior season. He led the team in scoring at 14.0 points per game as a senior, and led the conference and nation in free-throw percentage by hitting 92.2 percent at the charity stripe. For his career, Cochran was an 89.6 percent shooter from the foul line, and was second in Nebraska history by hitting 42.5 percent from behind the arc. Cochran was an honorable-mention All-Big 12 pick by the coaches as a senior, and earned academic all-district and all-conference honors.



Season	G-GS	FG-FGA	Pct.	3FG-Att.	Pct.	FT-FTA	.Pct.	Reb.-Avg.	Pts.-Avg.
1998-99	32-0	52-130	.400	39-98	.398	29-31	.935	45-1.4	173-5.4
1999-00	29-11	73-193	.378	62-160	.388	20-25	.800	73-2.5	228-7.9
2000-01	30-23	92-200	.460	78-165	.473	27-31	.871	71-2.4	289-9.6
2001-02	28-28	116-277	.419	89-207	.430	71-77	.922	93-3.3	392-14.0
Totals	119-62	333-800	.416	268-630	.425	147-164	.896	282-2.4	1,082-9.1

28. HERSCHELL TURNER - 1,056 POINTS

G, 1958-60, Indianapolis, Ind. [Shortbridge]

The first Husker cager to top the 1,000-point mark, Herschell Turner finished his career with 1,056 points. Turner teamed with Al Maxey to provide a strong offensive punch for Coach Jerry Bush's teams in the late 1950s. A first-team All-Big Eight selection as a senior, Turner earned All-America honors as a junior. Turner was a strong rebounder and held NU's single-season rebounding record (244) for 10 seasons, until Leroy Chalk grabbed 257 rebounds in 1969. Turner finished his career with 626 rebounds, which ranks 13th on NU's all-time chart. He was a sixth-round draft choice of the NBA's Syracuse Nationals in 1960. He was inducted into the Nebraska Basketball Hall of Fame in 1990.



Season	G-GS	FG-FGA	Pct.	FT-FTA	.Pct.	Reb.-Avg.	TP-Avg.
1957-58	23	82-211	.389	82-136	.603	189-8.2	246-10.7
1958-59	25	146-361	.404	136-183	.743	244-9.8	428-17.1
1959-60	24	143-326	.439	96-155	.619	193-8.0	382-15.9
Totals	72	371-898	.413	314-474	.662	626-8.7	1,056-14.7

A

Academic All-Conference– NU has had 71 academic all-league picks in program history, including 20 players since joining the Big Ten in 2011-12.

Academic All-Americans– The Huskers have produced seven of Nebraska's nation-leading 329 CoSIDA Academic All-Americans across all sports. Shavon Shields became the program's first player to garner first-team Academic All-America honors in 2015 and repeated the feat in 2016.

All-Americans– Nebraska has had eight.

Armory– Home of Husker basketball until the NU Coliseum opened its doors in the mid-1920s.

Attendance– Nebraska set its single-season attendance record in 2014-15, averaging 15,569 fans per game. The Huskers ranked 10th nationally in average attendance. The Huskers were 11th nationally in attendance in 2016-17 with an average of 15,427 per game, making the fourth straight year and the seventh time in program history that NU has ranked in the top-20 nationally in attendance.

B

Baack, Tom– Ranks 14th on Nebraska's all-time scoring list with 1,299 points and served as an assistant coach under Moe Iba.

Belcher, Cookie– Holds Nebraska single-game, season and career steals records, along with the Big 12 steals record at 353. He owns NU's career record for games played, games started and minutes played.

Big 12– Nebraska's conference from 1997 until 2011.

Big Eight– Nebraska's conference from 1960 until 1996.

Big Ten– Nebraska's current conference, as Nebraska became the 12th member on July 1, 2011. The Big Ten now consists of 14 members with the addition of Maryland and Rutgers on July 1, 2014.

Boone, Jaron– Husker swingman from 1993 to 1996 who ranks in the top five in nine career categories, including scoring (7th, 1,609) and assists (3rd, 446).

Branch, Nate– Former Husker who went on to fame with the Harlem Globetrotters.

Browne, William– Guided Huskers to 1937 Big Six title.

Bush, Jerry– Known as the "Big Bear of the Coliseum," this popular Husker coach guided NU from 1955 to 1963, and directed two of the greatest upsets ever – a 43-41 victory over top-ranked Kansas and Wilt Chamberlain, and a 55-48 victory over No. 4 Kansas State and Olympian Bob Boozer during the 1957-58 campaign.

C

Carr, Brian– Nebraska's all-time assist leader, with 682 from 1984 to 1987.

Carrier, Sam– First Husker cager to earn All-America honors (1913).

Chalk, Leroy– Third on Nebraska's all-time rebounding list with 782 boards.

Cipriano, Joe– Second-winningest coach in school history with an all-time mark of 253-197 from 1964 through 1980. He was a three-time conference coach of the year and guided the Huskers to three postseason appearances.

Coliseum– Home of Nebraska basketball from the 1926-27 season through the 1975-76 campaign.



Cookie Belcher set the Nebraska and Big 12 record for steals and ranks fifth in NCAA history with 353 during his Husker career.

D

Day, Bernard– Ranks as highest-scoring junior college transfer in school history with 802 points from 1985 to 1987.

Devaney, Bob– Longtime Nebraska football coach and athletic director who passed away in May of 1997. Nebraska's home court from 1976 until 2013, the Bob Devaney Sports Center, bears his name.

E

Ekwall, Rex– Standout for NU in mid-1950s whose 10.4 career rebound average still ranks as a school record.

ESPN– The national cable network that features a Big Ten game on its weekly "Super Tuesday" package and also features Big Ten games on Thursday and Saturday on its networks.

F

First-Round Draft Choices– Nebraska had three in the 1990s, Rich King (1991), Eric Piatkowski (1994) and Tyronn Lue (1998).

Fort, Jerry– First three-time first-team All-Big Eight selection in school history who finished his career with 1,882 points, which currently ranks third all-time at Nebraska.

G

Good, Harry– Served as NU head coach from 1947 through 1954 and guided the Huskers to shares of the 1949 and 1950 Big Seven titles. He was enshrined into the Citizens Savings College Basketball Hall of Fame in 1975.

H

Hamilton, Venson– The 1999 Big 12 Player of the Year and Nebraska's all-time leader in career rebounds and blocked shots.

Hammond Hustlers– Nickname given to Hammond, Ind., natives Brian Banks and Carl McPipe, who finished their careers with 1,150 and 1,300 points, respectively.

Hare, Fred– His follow-up basket at the buzzer with no time left gave Nebraska a 74-73 upset of No. 1 Michigan and Cazzie Russell in Lincoln during the 1964-65 season.

Hokuf, Steve– Standout all-around athlete who earned first-team all-conference honors in football, won the Big Six javelin title and earned All-America and all-conference honors in basketball.

Hoppen, Dave– NU's all-time leading scorer with 2,167 points who was the second three time first-team All-Big Eight pick in school history and the first player in school history to have his jersey number (42) retired.

I

Iba, Moe– The son of legendary coach Henry P. Iba, Moe posted 106 wins on the Husker bench from 1981 to 1986 and guided the school to its first "official" NCAA Tournament berth in 1986.

International– The NCAA allows schools to take a foreign trip once every four years, allowing the Huskers to visit Australia (1988, 2004), Europe (1992), the Bahamas (2010) and Spain (2015).

J

Johnson, Bill– Grabbed a school single-game record 26 rebounds against Iowa State in 1954. He was also the first Husker to play in the FIBA World Cup, helping the United States to a gold medal in 1954.

Jura, Chuck– Earned first-team All-Big Eight honors on the court and in the classroom as a senior in 1972. Averaged a school-record 11.7 rebounds per game in 1971-72.

K

King, Rich– Became the first first-round NBA draft pick in school history when the Seattle SuperSonics selected him with the 14th selection of the 1991 draft.

Kubacki, Jim– Hit the game-winning jumper to beat No. 1 Kansas and Wilt Chamberlain, 43-41, during the 1957-58 season.

L

Lantz, Stuart– Two-time first-team All-Big Eight pick (1967-68) who went on to an eight-year NBA career and had his Husker jersey number (22) retired in 1989. He has been a broadcaster with the Lakers for 29 seasons, spending the last 13 years as a broadcaster on the Los Angeles Lakers' television network.

Lehmer, Frank– First basketball coach in school history (1897-99), he finished his career with a 7-3 record.

Lue, Tyrone— 1998 All-Big 12 pick who ranks ninth in career scoring at Nebraska and is tied for the school record with seven 30-point games. A first-round NBA draft pick in 1998, Lue won two NBA titles and played for seven teams during an 11-year NBA career and was inducted into the Nebraska Basketball Hall of Fame in 2013. He won an NBA title with the Cleveland Cavaliers in 2016, as Cleveland became the first team in NBA Finals history to overcome a 3-1 deficit. He had his jersey retired at Nebraska on Feb. 2, 2017.

M

Maclay, Don— Earned All-America honors in 1931.

Maric, Aleks— Australian big man finished his career fifth in scoring (1,630 points) and second in rebounding (1,080). He was only the third player in Big 12 history with more than 1,500 points and 1,000 rebounds. He represented Australia in the 2012 London Olympics.

Matzke, John and Stan— Stan lettered from 1952 through 1955, while his son, John, was a second-team academic All-America pick in 1984.

Moore, Jack— One of the most popular Cornhuskers ever, he earned the 1982 Francis-Pomeroy-Naismith Award as the nation's top player under six feet. Nebraska's most valuable player award is named in honor of Moore, who was killed in a 1984 plane crash.

Moore, Mikki— One of four Huskers to play in the NBA after signing as a free agent. Led the NBA in field-goal percentage in 2007, the first undrafted player in league history to accomplish the feat. He played for nine teams during his 13-year NBA career.

N

National Basketball Association— Twenty-six Huskers have been drafted by NBA teams over the years.

National Invitation Tournament— NU has made 17 appearances in the nation's oldest postseason tournament with its most recent berth coming in 2011. NU captured the 1996 tournament title, defeating St. Joseph's in Madison Square Garden.

NCAA Tournament— The Huskers have earned seven bids to the "Big Dance," including five bids in the 1990s. The Huskers made their most recent appearance in 2014.

Nee, Danny— Winningest coach in Nebraska history, who posted a 254-190 record in 14 seasons from 1986 to 2000 and led NU to 11 postseason appearances.

O

Overtime— The Huskers are 60-44 all-time in OT games, including 0-2 in 2015-16.

P

Parsons, Robert— Two-time first-team All-Big Six performer who earned All-America honors in 1937.

Pinnacle Bank Arena— The home of Nebraska basketball that opened in August of 2013.

The \$179 million facility seats more than 15,000 and is located in the Haymarket District of Lincoln.

Polish Rifle— Nickname of two-time All-Big Eight pick and 1994 Big Eight Tournament MVP Eric Piatkowski, Nebraska's second all-time leading scorer before spending 13 years in the NBA with four teams. He was inducted into the Nebraska Basketball Hall of Fame in 2006, the same year he had his jersey (No. 52) retired.

Postseason— Nebraska has made 24 all-time appearances.

Q

Quadruple— Nebraska and UAB played four overtimes on Dec. 22, 1979, (NU won 92-84), in the school's longest game ever.

R

Rankings— Nebraska posted its highest year-end national rankings ever in 1990-91, finishing at No. 9 in UPI and No. 11 in AP.

Red Zone— The Nebraska student section at Pinnacle Bank Arena. The group has nearly 1,000 seats in the lower bowl of Pinnacle Bank Arena.

Retherford, Claude— Leading scorer on NU's 1949 Big Seven championship team and a two-time first-team all-conference selection.


S

Sadler, Doc— Husker head coach from 2006-07 until 2011-12. He finished fourth on Nebraska's win chart with 101 in six seasons and guided Nebraska to three postseason appearances in his tenure.

Sauer, George— The only Husker football All-American to earn a basketball letter, he was an All-America fullback in 1933 and lettered on the hardwood in 1932 and 1933.

Simmons, Grant— First-team All-Big Eight pick in 1966 and the school's first first-team academic All-Big Eight selection.

Smith, Andre— 1981 Big Eight Player of the Year, and NU's only conference player of the year



Andre Smith was the Big Eight Player of the Year in 1981, one of only two Huskers to earn the conference's top honor.

until Venson Hamilton in 1999.

Stewart, Marvin— The first player in school history to reach the 1,000-point plateau in fewer than 70 career games, as he was joined by Terran Petteway in 2014-15.

Stiehm, E.O.— NU's first full-time basketball coach (1912-15) and the only man in conference history to win league titles in football (1912, 1913, 1914) and basketball (1912, 1913, 1914) in the same year.

Strickland, Erick— A three-year starter for Nebraska who is second on the Huskers' steals list and seventh in scoring. Strickland played in the NBA for nine seasons and was inducted into the Nebraska Basketball Hall of Fame in 2009.

T

Three-Pointers— Nebraska hit a school-record 267 3-pointers during the 2001-02 campaign. Brian Carr hit the first 3-pointer in school history in a game at Cal-Irvine during the 1986-87 season.

Titles— Nebraska won or shared seven league titles, all prior to 1951. NU also captured the 1994 Phillips 66 Big Eight Tournament title.

Turner, Herschell— All-American player who was the first Husker to score 1,000 career points. Later went on to fame with the Harlem Globetrotters.

U

Upset— NU has knocked off three No. 1 teams, handing Kansas a 43-41 loss in 1958, Michigan a 74-73 loss in 1964-65 and Missouri a 67-51 loss at Columbia during the 1981-82 campaign. Nebraska nearly added a top-ranked victim in 1996-97 when it took Kansas to overtime before losing 82-77, and another in 2001-02 when it fell to Kansas by just one point, 88-87, in Lincoln as NU hit a school-record 18 3-pointers.

V

van Poelgeest, Richard— Born in The Netherlands, van Poelgeest was a four-year letterwinner from 1987 through 1990.

Volz, "Mutt"— First-team All-Missouri Valley Conference guard in 1925.

W

Wahlquist, George— All-America guard on NU's 1936 Big Six championship team.

Walsh, W.W.— The first first-team all-conference performer in school history (1909).

Whitehead, Bus— Two-time first-team All-Big Seven pick and the catalyst of the Huskers' 1949 and 1950 league title teams. Named as the captain of NU's all-time basketball team and earned the first Distinguished Hall of Fame Alumni award in 2003. The practice court at the Hendricks Training Complex is named after Whitehead for his contributions to the Husker program after his death in 2010.

X

Xavier— Ended Nebraska's most successful basketball season ever by handing the No. 3-seed Huskers an 89-84 loss in the first round of the 1991 NCAA Tournament at Minneapolis, Minn. NU finished with a school-record 26 victories against just eight losses.

Y

YMCA— Nebraska's first basketball game was played against a team from the Lincoln YMCA, Feb. 1, 1897. NU won 11-8.

Z

Zero— Number of home losing seasons by Nebraska in Devaney Center history, as the Huskers went .500 or better in all 37 seasons in the building.



Tyronn Lue thanks the crowd during the 2013 Nebraska Basketball Hall of Fame Ceremony. Lue, a former All-Big 12 performer, is the head coach with the Cleveland Cavaliers.

The Nebraska Men's Basketball Hall of Fame was the brainchild of longtime Husker athletic supporter Jerry Solomon, who first approached the University about the project in the fall of 1988. Solomon, along with Jack Bock, Dale Herman and Dale Jensen, provided financial support for the Hall of Fame. The Hall is now co-sponsored by the Nebraska Athletic Department and the Rebounders Club with inductions held in conjunction with Legends Weekend. The first class was inducted in 1989 with 11 members. Since then, 58 players and five coaches have been inducted into the Hall of Fame, including 10 classes with at least three members.

Tyronn Lue joined this exclusive list in February of 2013. One of the most electrifying players in school history, Lue led the Huskers to 59 wins and postseason appearances in all three of his seasons at Nebraska, including an NCAA Tournament bid in 1997-98. Lue's name is all over the Husker record book, as the 6-foot guard from Mexico, Mo., finished his career in the top 10 in 13 categories and still ranks among Nebraska career leaders in 10 categories, including assists (432, fourth), scoring average (15.9, seventh), steals (154, seventh), points scored (1,577, eighth), 3-pointers (145, eighth), free throw percentage (.788, eighth) and games started (96, 10th).

As a junior in 1997-98, Lue earned first-team All-Big 12 honors, averaging 21.2 points, 4.8 assists and 4.3 rebounds per game, as the Huskers went 20-12 and reached the NCAA Tournament. His 678 points that season ranked second on Nebraska's single-season chart while his 152 assists that season was fifth on NU's single-season list. He had four of his school-record seven career 30-point efforts in 1997-98, including a career-high 36-point performance against Virginia in the Rainbow Classic. He was at his best in leading the Huskers back to the NCAAs after a four-year absence. With the Huskers sitting at 4-6 in the Big 12, Lue carried the Huskers down the stretch, averaging 24.3 points and 4.5 assists per game in leading the Huskers to six consecutive conference wins and a fourth-place finish in the Big 12.

He earned second-team All-Big 12 honors during a record-setting sophomore campaign in leading the Huskers to the NIT. Lue led the Huskers in both scoring (18.8 ppg) and assists (4.3 apg), while ranking sixth in the Big 12 in scoring. Lue became an immediate contributor to the Huskers as a true freshman, starting 34 games on Nebraska's NIT Championship Team, as he averaged 8.5 points per game and set a school freshman mark with 144 assists. A member of the Big Eight All-Freshman team, Lue became the first Husker freshman to score 30 points in a game when he accomplished the feat against Oregon in just his second game as a Husker.

Following his Husker career, he was the No. 23 overall pick of the Denver Nuggets before he was traded to the Los Angeles Lakers shortly after the 1998 NBA Draft. Lue won two NBA titles with the Lakers, as part of an 11-year professional career. He played for seven teams during his NBA career, appearing in 554 career games and averaging 8.5 points and 3.1 assists per game. Following his retirement at the conclusion of the 2008-09 season, Lue joined the Boston Celtics as the organization's Director of Player Development in 2009 and was named an assistant coach in 2011. He is currently the head coach of the Cleveland Cavaliers, leading the organization to its first NBA title in 2016 and another NBA Finals appearance in 2017.

A total of 22 people who have played supporting roles in shaping the Nebraska basketball program have also been enshrined by earning the Bud Cuca Special Merit Award. The award was renamed in honor of Cuca in 2003 after he passed away following a battle with cancer.

In 2003, the first Distinguished Hall of Fame Alumni Award was given, honoring a former player and Hall of Fame member who has been a positive force in the state and local community since his playing days ended. The award was named after Bus Whitehead, who passed away in 2010, to recognize his contributions to the Nebraska basketball program.

HALL OF FAME MEMBERS (62)

1989 (11)

James Buchanan, 1950-51-52
Sam Carrier, 1911-12-13
Steve Hokuf, 1930-31-33
Chuck Jura, 1970-71-72
Stuart Lantz, 1966-67-68
Don Maclay, 1929-30-31
Robert Parsons, 1936-37-38
Claude Retherford, 1947-48-49
Mathias "Mutt" Volz, 1923-24-25
George Wahlquist, 1933-35-36
Coach Harry Good, 1947-54

1990 (3)

Herschell Turner, 1958-59-60
Milton "Bus" Whitehead, 1948-49-50
Coach Joe Cipriano, 1964-80

1991 (3)

Leroy Chalk, 1969-70-71
Jerry Fort, 1973-74-75-76
Coach Jerry Bush, 1955-63

1992 (4)

Sid Held, 1940-41-42
Rex Ekwall, 1955-56-57
Marvin Stewart, 1969-70-71
Coach W.H. Browne, 1933-40

1993 (4)

Bob Pierce, 1949-50-51
Bill Johnson, 1952-53-54-55
Grant Simmons, 1964-65-66
Jack Moore, 1979-80-81-82

1994 (4)

Bob Cerv, 1947-48-49-50
Tom Russell, 1961-62
Nate Branch, 1965-66-67
Andre Smith, 1978-79-80-81

1995 (4)

Carl Olson, 1928-29
Don Fittz, 1939-40-41
Al Maxey, 1959-60
Tom Baack, 1966-67-68

1996 (7)

Walter Henrion, 1932-33
Gary Reimers, 1956-57-58
Wilson Fitzpatrick, 1958
Bob Gratopp, 1968-69-70
Bob Siegel, 1974-75-76-77
Dave Hoppen, 1983-84-85-86
Coach Moe Iba, 1981-86

1997 (3)

Elmer Dohrmann, 1936-37-38
Fred Seger, 1952-53-54
Tom Scantlebury, 1968-69-70

1998 (3)

Paul Amen, 1936-37-38
Willard Fagler, 1952-53-54-55
Willie Campbell, 1965-66-67

1999 (3)

Don Smidt, 1956-57-58
Jim Kubacki, 1956-57-58
Brian Banks, 1976-77-78-79

2000 (3)

Daryl Petsch, 1962-63-64
Larry Cox, 1974-75-76
Stan Cloudy, 1983-84

2001 (3)

Brian Carr, 1984-85-86-87
Rich King, 1988-89-90-91
Floyd Ebaugh, 1936-37-38

2002 (2)

Clifford Scales, 1988-89-90-91
Willard Witte, 1928-29-30

2003 (1)

Beau Reid, 1988-89-90-91

2006 (1)

Eric Piatkowski, 1991-92-93-94

2009 (2)

Erick Strickland, 1993-94-95-96
Coach Danny Nee, 1987-2000

2011 (1)

Bruce Chubick, 1991-92-93-94

2013 (1)

Tyronn Lue, 1996-97-98

NEBRASKA HALL OF FAME WHITEHEAD DISTINGUISHED ALUMNI AWARD

2003—Milton 'Bus' Whitehead
2009—Rex Ekwall
2011—Albert Maxey Sr.
2013—Dave Hoppen

BUD CUCA SPECIAL MERIT AWARD

1989—Ed Childress and Bud Cuca, Lincoln
1990—Paul Schneider, Lincoln
1991—Bob Devaney, Lincoln
1992—Don Bryant, Lincoln
1993—Tony Sharpe, Lincoln
1994—George Sullivan, Lincoln
1995—Jerry Lott, Lincoln
1996—Al Papik, Lincoln
1997—Mel Worster
and Woody Varner, Lincoln
1998—Ed Kaplan, Houston, Texas
and Jerry Solomon, Lincoln
1999—Lloyd Castner, Columbus
and Dick Perry, Lincoln
2000—Larry Frederick, Lincoln
2001—George Andreas, Lincoln
2003—Jack 'Butch' Lindley, Omaha
2009—Kent Pavelka, Omaha
2011—Harley and Marcia Bergmeyer, Dewitt
2013—Tom Osborne, Lincoln



Tim Miles
2012-present



Doc Sadler
2007-2012



Barry Collier
2001-2006



Danny Nee
1987-2000



Moe Iba
1981-86



Joe Cipriano
1964-80



Jerry Bush
1955-63



Harry Good
1947-54



L.F. Klein
1946



A.J. Lewandowski
1941-45



William Browne
1933-40



Charles T. Black
1927-32



Ernest Bearg
1926



W.E. Kline
1924-25



Owen A. Frank
1922-23



Paul Schlisser
1920-21



Dr. E.J. Stewart
1917-19



Sam Waugh
1916



E.O. Stiehm
1912-15



O.F. Field
1911



T.J. Hewiat
1910



R.G. Clapp
1904-09




Fred Morrell
1902



E. Berry
1901



T.P. Hewitt
1900



Frank Lehmer
1897-99

ALL-TIME ASSISTANT COACHES

Name	Years		
Amen, Paul	1940-41	Iba, Moe	1971-80
Anwar, David	2007-2010, 2011-12	Johnson, Ben	2012-13
Armstrong, Charles	1938, 1942-40	Johnson, Bill	1996-97
Baack, Tom	1978-86	Lewandowski, A.J.	1938-40
Bargen, Gary	1987-95	Lewis, Michael	2016-present
Beckner, Phil	2015-2016	Mathews, Philip	2007-10
Benford, Tony	2006-2008	Mitchem, Lynn	1987-92
Broughton, Mike	2003	Molinari, Jim	2014-present
Campbell, Dave	2001-02	Mouton, Kevin	2001
Carter, Tim	1984	Novsek, Doug	2003-06
Cipriano, Randy	1982-86	Porter, Lonnie	1973-77
Croft, Chris	2010-11	Rankin, Reggie	2001-03
Cox, Jeremy	2011-12	Reid, Arden	1987-89
Farley, Doug	1985-86	Roose, Walter	2009-10
Fisher, Morris	1935-37	Roth, Randy	1997-2000
Flanigan, Wes	2010-12	Sharpe, Tony	1947-63
Francis Jr., Jerome	2006	Smith, Craig	2012-2014
Gates, Bob	1964-66	Smith, Jeff	1990-95
Gay, Larry	2000	Spinelli, Scott	2004-06
Hammond, John	1981	Spoonhour, Charlie	1982-83
Harriman, Chris	2012-15	Stevens, Ed	1967
Harshman, Dave	1978	Stewart, Ron	1980
Harrell, Bill	1968-69	Webster, Tracy	2010-11
Hill, Cleo	1999-2000	Williams, Jimmy	1993-99
Howard, Scott	1996-98	Whitehead, Milton "Bus"	1955
Hughes, Rex	1970-72		
Hunter, Kenya	2013-present		

HEAD COACHING RECORDS (BY WINS)

Coach	Season(s)	Years	Games	Won	Lost	Pct.	Conf. Titles
Danny Nee	1987-2000	14	444	254	190	.572	0 (1 B8T)
Joe Cipriano	1964-80	17	450	253	197	.562	0 (1 B8HT)
Moe Iba	1981-86	6	177	106	71	.599	0
Doc Sadler	2007-12	6	190	101	89	.532	0
Barry Collier	2001-06	6	180	89	91	.494	0
Harry C. Good	1947-54	8	185	86	99	.465	2
Jerry Bush	1955-63	9	213	81	132	.380	0
Tim Miles	2012-present	5	161	75	86	.466	0
William Browne	1933-40	8	151	64	87	.424	1
R.G. Clapp	1904-09	6	102	59	43	.578	0
E.O. Stiehm	1912-15	4	70	56	14	.800	3
Charles T. Black	1927-32	6	108	51	57	.472	0
Paul Schlisser	1920-21	2	42	37	5	.881	0
Dr. E.J. Stewart	1917-19	3	52	29	23	.558	0
A.J. Lewandowski	1941-45	5	87	24	63	.276	0
W.E. Kline	1924-25	2	35	23	12	.657	0
Owen A. Frank	1922-23	2	35	14	21	.400	0
Sam Waugh	1916	1	14	13	1	.929	1
O.F. Field	1911	1	18	9	9	.500	0
Ernest Bearg	1926	1	18	8	10	.444	0
Frank Lehmer	1897-99	3	10	7	3	.700	0
Walter Hiltner	1903	1	12	7	5	.583	0
L.F. Klein	1946	1	20	7	13	.350	0
T.J. Hewiat	1910	1	16	6	10	.375	0
T.P. Hewitt	1900	1	5	5	0	1.000	0
Fred Morrell	1902	1	8	5	3	.625	0
E. Berry	1901	1	6	3	3	.500	0
Totals	1897-2017	121	2,811	1,474	1,337	.526	7 (1B8T)

Year	All Games		Conference		Conference Finish	Highlights, Notes	W	L	W	L	W	L
	W	L	W	L								
1896-97	2	0	0	0	Noneboth games seven-on-seven	16	9	10	4	16	9
1897-98	1	3	0	0	Noneall games against YMCA teams	15	10	8	6	15	10
1898-99	4	0	0	0	NoneNeb. Wesleyan first collegiate foe	12	14	5	9	12	14
1899-1900	5	0	0	0	Nonefirst meeting with Kansas	16	9	7	7	16	9
1900-01	3	3	0	0	Nonewin streak reaches 13 games	18	8	8	6	18	8
1901-02	5	3	0	0	None	14	12	7	7	14	12
1902-03	7	5	0	0	None	9	17	4	10	9	17
1903-04	9	5	0	0	NoneWisconsin is first Big Ten foe	14	12	7	7	14	12
1904-05	11	5	0	0	None	14	12	7	7	14	12
1905-06	12	2	0	0	Nonethen-school record 12 wins	14	12	7	7	14	12
1906-07	10	6	0	0	NoneNU record 74-point win vs. Crete	14	12	7	7	14	12
1907-08	9	10	4	2	2nd, MVCfirst losing season in 10 years	19	8	10	4	19	8
1908-09	8	15	5	5	2nd, MVCW.W. Walsh, first-team MVC	19	8	10	4	19	8
1909-10	6	10	6	2	2nd, MVCE.O. Perry, first-team MVC	15	14	7	7	15	14
1910-11	9	9	6	6	2nd, MVCJ.P. Gibson, A.O. Frank, All-MVC	15	14	7	7	15	14
1911-12	14	1	8	0	1st, MVCWon season's final nine games	22	8	9	5	22	8
1912-13	17	2	10	0	1st, MVCSam Carrier, Ross Haskell, All-MVC; Carrier, All-American	14	13	7	7	14	13
1913-14	15	3	7	0	1st, MVC	18	13	8	6	18	13
1914-15	10	8	8	4	2nd, MVCfirst MVC loss in four years	15	12	9	5	15	12
1915-16	13	1	12	0	1st, MVCperfect 12-0 in Missouri Valley	15	12	9	5	15	12
1916-17	12	10	4	8	5th, MVC	15	12	9	5	15	12
1917-18	7	7	4	5	5th, MVC	16	14	5	9	16	14
1918-19	10	6	10	6	3rd, MVCCarl Johnson, All-MVC pick	19	11	8	6	19	11
1919-20	22	2	0	0	Nonethen-NU record 22 wins stood for 71 seasons, no conference affiliation	19	11	8	6	19	11
1920-21	15	3	9	1	2nd, MVC	21	12	7	7	21	12
1921-22	8	9	8	8	tie 4th, MVC	13	18	4	10	13	18
1922-23	6	12	5	11	6th, MVC	17	16	4	10	17	16
1923-24	11	7	10	6	3rd, MVC	10	18	3	11	10	18
1924-25	12	5	11	5	2nd, MVCOrr Goodson, Mutt Volz, All-MVC	26	8	9	5	26	8
1925-26	8	10	7	7	5th, MVCfirst season in NU Coliseum	19	11	8	6	19	11
1926-27	12	6	7	5	4th, MVCClark Smatha, All-MVC pick	19	11	8	6	19	11
1927-28	7	11	7	11	tie 7th, MVCall games vs. league foes	21	12	7	7	21	12
1928-29	11	5	5	5	3rd, Big Sixfirst season of play in Big Six	13	18	4	10	13	18
1929-30	9	9	6	4	3rd, Big SixDon Maclay, first-team All-Big Six	17	16	4	10	17	16
1930-31	9	9	6	4	3rd, Big SixDon Maclay, All-American	10	18	3	11	10	18
1931-32	3	17	2	8	6th, Big SixSteve Hokuf, first-team All-Big Six	19	10	7	7	19	10
1932-33	3	13	2	8	tie 5th, Big SixHokuf, All-Big Six, All-American	20	11	8	6	20	11
1933-34	7	11	5	5	4th, Big Six	19	10	7	7	19	10
1934-35	6	12	3	7	5th, Big Six	20	11	8	6	20	11
1935-36	13	8	7	3	2nd, Big SixGeorge Wahlquist, All-Big Six, All-American	20	10	7	7	20	10
1936-37	13	7	8	2	tie 1st, Big Sixshared Big Six title, Robert Parsons, All-Big Six, All-American	18	14	4	10	18	14
1937-38	9	11	4	6	tie 3rd, Big SixParsons, All-Big Six	21	14	4	10	21	14
1938-39	7	13	3	7	5th, Big Six	18	15	7	9	18	15
1939-40	6	12	2	8	tie 4th, Big Six	18	15	7	9	18	15
1940-41	8	10	6	4	3rd, Big SixSid Held, Don Fritz, All-Big Six	20	12	10	6	20	12
1941-42	6	13	4	6	4th, Big Six	20	12	10	6	20	12
1942-43	6	10	5	5	tie 3rd, Big Six	20	12	10	6	20	12
1943-44	2	13	1	9	tie 5th, Big Sixfewest wins in 46 seasons	20	13	10	6	20	13
1944-45	2	17	1	9	6th, Big Six	20	13	10	6	20	13
1945-46	7	13	3	7	tie 4th, Big Sixleague Holiday tourney begins	11	19	4	12	11	19
1946-47	10	14	3	7	tie 5th, Big Six	16	7	9	9	16	7
1947-48	11	13	5	7	5th, Big Sevenfirst year of Big Seven	13	15	6	10	13	15
1948-49	16	10	9	3	tie 1st, Big SevenNU lost in NCAA District game, Claude Retherford, Big Seven MVP	11	19	3	13	11	19
1949-50	16	7	8	4	tie 1st, Big SevenBus Whitehead, All-Big Seven	18	13	6	10	18	13
1950-51	9	14	4	8	5th, Big SevenBus Whitehead, All-Big Seven	14	14	7	9	14	14
1951-52	7	17	3	9	7th, Big Seventied for second straight league title	19	14	7	9	19	14
1952-53	9	11	4	8	6th, Big SevenJim Buchanan, All-American, All-Big Seven	17	14	6	10	17	14
1953-54	8	13	5	7	tie 4th, Big Seven	20	13	7	9	20	13
1954-55	9	12	6	6	tie 3rd, Big Seven	18	13	8	8	18	13
1955-56	7	16	3	9	6th, Big Sevendefeated Wooden-coached UCLA	15	18	2	14	15	18
1956-57	11	12	5	7	tie 4th, Big Seven	19	13	7	9	19	13
1957-58	10	13	5	7	tie 4th, Big Sevendefeated two No. 4 teams	12	19	4	14	12	19
1958-59	12	13	5	9	tie 5th, Big Eightfirst season of Big Eight	15	18	5	13	15	18
1959-60	7	17	4	10	tie 7th, Big EightHerschell Turner, All-Big Eight, NU's first 1,000-point scorer	19	13	11	7	19	13
1960-61	10	14	4	10	6th, Big Eight	13	18	5	13	13	18
1961-62	9	16	5	9	tie 5th, Big Eight	16	18	6	12	16	18
1962-63	6	19	1	13	8th, Big EightSchool-record 19 losses	12	19	6	12	12	19
1963-64	7	18	5	9	tie 6th, Big EightJoe Cipriano's first season	12	19	6	12	12	19
1964-65	10	15	5	9	tie 6th, Big Eightbeat No. 1 Michigan in Lincoln	12	19	6	12	12	19
1965-66	20	5	12	2	2nd, Big Eightfirst winning season in 15 years,	1,474	1,337	656	770	7	NCAA, 17 NIT appearances

school's second 20-win campaign, finished season ranked 11th (UPI)
 Grant Simmons, All-Big Eight
 tie 2nd, Big Eight first-ever NIT Tournament bid,
 Stuart Lantz, All-Big Eight
 tie 3rd, Big Eight Lantz, All-Big Eight pick
 NU won Big Eight Holiday title
 tie 6th, Big Eight
 tie 3rd, Big Eight
 4th, Big Eight Marvin Stewart, All-Big Eight
 4th, Big Eight Chuck Jura, All-Big Eight
 tie 6th, Big Eight
 4th, Big Eight Jerry Fort, All-Big Eight
 4th, Big Eight Jerry Fort, All-Big Eight,
 then-school-record 40 points against Missouri
 3rd, Big Eight Jerry Fort, All-Big Eight,
 finished with then-school-record 1,882 points,
 last season in NU Coliseum
 5th, Big Eight first season in Devaney Center
 first NU-Creighton meeting in 45 years
 2nd, Big Eight NU makes 2nd NIT appearance
 last season in NU Coliseum
 Brian Banks, All-Big Eight
 5th, Big Eight
 tie 2nd, Big Eight Andre Smith, All-Big Eight
 Moe Iba, Big Eight Coach of the Year
 tie 2nd, Big Eight Smith, Big Eight POW
 Iba, Big Eight Coach of the Year
 tie 4th, Big Eight Jack Moore, All-Big Eight
 NU defeated No. 1 Missouri
 tie 3rd, Big Eight NU reached NIT semifinals
 3rd, Big Eight Second straight NIT bid,
 Dave Hoppen, All-Big Eight
 tie 5th, Big Eight Hoppen, All-Big Eight, set
 six school records
 3rd, Big Eight NU's first-ever NCAA berth,
 Hoppen, All-Big Eight, finished as
 NU's all-time leading scorer
 5th, Big Eight third place in NIT
 7th, Big Eight first losing season in 15 years
 7th, Big Eight second NIT bid in three years
 7th, Big Eight
 3rd, Big Eight School-record 26 wins, finished
 with highest-ever ranking at No. 9,
 NU-record tying 14 straight wins
 5th, Big Eight Second straight NCAA bid
 tie 2nd, Big Eight Third straight NCAA bid,
 Eric Piatkowski, All-Big Eight
 4th, Big Eight Fourth straight NCAA bid,
 second straight 20-win season,
 Big Eight Tournament champs
 Piatkowski, All-Big Eight
 7th, Big Eight NIT bid, fifth straight postseason
 7th, Big Eight NIT Champions
 7th, Big 12 School-record seventh straight
 postseason appearance (NIT)
 4th, Big 12 First NCAA berth in four years,
 Tyronn Lue, All-Big 12
 tie 5th, Big 12 Ninth straight postseason (NIT)
 Venson Hamilton, Big 12 Player of Year
 tie 8th, Big 12 Nee is NU's winningest coach
 7th, Big 12 Collier's first season with Huskers
 tie 7th, Big 12 Cochran career record 268 3-ptrs.
 12th, Big 12 tied school record for losses
 9th, Big 12 First postseason bid under Collier
 18th, Big 12 McCray, Maric set NU frosh records
 6th, Big 12 Second postseason bid in three years
 17th, Big 12 First season under Doc Sadler
 17th, Big 12 12th 20-win season, postseason NIT
 Aleks Maric, All-Big 12
 8th, Big 12 First 500 record in Big 12 in decade
 Second straight postseason NIT
 12th, Big 12
 17th, Big 12 Third postseason appearance in four years
 11th, Big Ten First season in Big Ten Conference
 10th, Big Ten First season under Tim Miles
 4th, Big Ten 1st NCAA bid in 16 years
 Tim Miles Big Ten COY; Terran Petteway All-Big Ten
 12th, Big Ten Terran Petteway, All-Big Ten
 Shavon Shields Academic All-American
 11th, Big Ten Shavon Shields Academic All-American,
 NABC Good Works Team and All-Big Ten
 tie 12th, Big Ten Webster, All-Big Ten



Nebraska's first basketball team posted a 2-0 record in 1896-97.

1896-97

Overall Record: 2-0
 Home: 2-0 Away: 0-0
 Coach: Frank Lehmer
 H 2/2 Lincoln YMCA W 11 8
 H 2/23 Lincoln YMCA W 23 14
 Season Notes: Six years after Dr. James Naismith invented the game, NU fielded its first team...Coach Frank Lehmer guided first team...both games were played seven-on-seven.

1897-98

Overall Record: 1-3
 Home: 0-3 Away: 1-0
 Coach: Frank Lehmer
 H 1/8 Lincoln YMCA L 9 15
 H 1/15 Omaha YMCA L 12 16
 H 2/1 Lincoln YMCA L 13 20
 A 2/22 Omaha YMCA W 10 9
 Season Note: After three straight losses to open season, Nebraska ended its second year of intercollegiate basketball with 10-9 win over Omaha YMCA in its first-ever road game.

1898-99

Overall Record: 4-0
 Home: 3-0 Away: 1-0
 Coach: Frank Lehmer
 H 12/13 Nebraska Wesleyan W 37 5
 H 1/17 Doane W 52 7
 H 1/20 Omaha YMCA W 21 14
 A 2/2 Nebraska Wesleyan W 57 3
 Season Notes: Second undefeated season in school history...final season for NU's first coach, Frank Lehmer...after six games in first two seasons of intercollegiate basketball against Lincoln and Omaha YMCA teams, Huskers faced first collegiate opponent in Nebraska Wesleyan.

1899-1900

Overall Record: 5-0
 Home: 5-0 Away: 0-0
 Coach: T.P. Hewitt
 H Nebraska Wesleyan W 42 9
 H Lincoln YMCA W 39 7
 H Doane W 57 3
 H Omaha YMCA W 26 14
 H 3/2 Kansas W 48 8
 Season Notes: Third and final undefeated season in school history...Kansas game at Lincoln was first-ever between Big Eight Conference schools and ranks as worst loss ever for Jayhawks... W.E. Anderson had school's first 30-point game with 34 vs. KU...Coach T.P. Hewitt's only season.

1900-01

Overall Record: 3-3
 Home: 2-1 Away: 1-2
 Coach: E. Berry
 A Omaha YMCA W 13 11
 H Lincoln YMCA W 10 8
 H Omaha YMCA W 20 12
 H Omaha YMCA L 20 28
 A Fond du Lac L 20 32
 A Stevens Point A.C. L 13 38
 Season Notes: NU opened season with three straight wins to run win streak to 13 straight, but then dropped final three games to finish .500...third consecutive .500 or better record...only season for Coach E. Berry.

1901-02

Overall Record: 5-3
 Home: 3-0 Away: 2-3
 Coach: Fred Morrell
 H 1/18 Nebraska Wesleyan W 63 14
 H 2/1 Lincoln YMCA W 32 30
 A 2/15 Minnesota L 9 52
 A 2/17 Sioux City YMCA W 42 24
 A 2/28 Haskell L 29 79
 A 3/1 Kansas W 35 29
 A 3/3 Topeka YMCA L 36 52
 H 3/22 Topeka YMCA W 27 13
 Season Notes: First and only season for Coach Fred Morrell...fourth straight .500 or better season.

1902-03

Overall Record: 7-5
 Home: 3-1 Away: 4-4
 Coach: Walter Hiltner
 H 12/18 Lincoln YMCA W 25 18
 A 1/17 Haskell L 18 25
 H 1/24 Lincoln YMCA L 24 35
 H 1/31 Kansas W 23 18
 A 2/3 Denver YMCA W 44 29
 A 2/4 Colorado College W 39 11
 A 2/5 Colorado W 28 12
 A 2/6 Greeley High W 25 15
 A 2/7 Cheyenne Business L 28 42
 H 2/20 Lincoln YMCA W 33 20
 A 3/6 Minnesota Ag. L 4 13
 A 3/7 Minnesota L 14 41
 Season Notes: In only season under Coach Walter Hiltner, Nebraska posted 7-5 record...fifth straight .500-plus campaign.

1903-04

Overall Record: 9-5
 Coach: R.G. Clapp
 (Sites and dates unavailable)
 Nebraska Wesleyan W 47 10
 Highland Park L N/A N/A
 Lincoln High W 49 26
 Nebraska Wesleyan L 31 32
 Lincoln YMCA L N/A N/A
 Lincoln YMCA W N/A N/A
 Lincoln YMCA W 31 12
 Nebraska Wesleyan W 25 9
 Omaha Christian W 35 26
 Sioux City YMCA L 14 49
 Morningside W 57 27
 Minnesota L 21 42
 Minneapolis YMCA W 15 10
 H Wisconsin W 25 22
 Season Notes: In first season under Coach R.G. Clapp, Nebraska won school-record nine games...Wisconsin was first Big Ten school to play Huskers at Lincoln.

1904-05

Overall Record: 11-5
 Coach: R.G. Clapp
 (Sites and dates unavailable)
 Nebraska Wesleyan W 32 31
 Highland Park L 34 39
 Nebraska Wesleyan W 57 23
 Omaha YMCA W 24 21
 Fort Dodge W 53 27
 Shattuck W 44 22
 Minnesota W 22 21
 Minnesota W 28 25
 Omaha YMCA L 29 30
 Baker W 49 19
 Port Washington W 47 36
 Ripon L 28 32
 Menasha W 37 19
 Lawrence W 37 24
 Lewis L 32 61
 Chicago Central L 22 59
 Season Note: Huskers won then-school-record 11 games.

1905-06

Overall Record: 12-2
 Home: 4-1 Away: 8-1
 Coach: R.G. Clapp
 H 1/13 Kansas City A.C. W 33 22
 H 1/29 Kansas City YMCA W 25 24
 H 2/3 Baker W 34 23
 H 2/12 Kansas L 17 37
 A 2/19 Kansas State W 50 14
 A 2/20 Fort Riley W 43 13
 A 2/21 Baker W 33 27
 A 2/22 Independence W 41 16
 A 2/23 Kansas City A.C. L 21 49
 A 2/25 Kansas City A.C. W 26 25
 H 3/15 Brown "B" W 57 12
 A 3/20 Bellevue W 39 27
 A 3/21 Fort Dodge W 33 23
 A 3/22 Shattuck W 59 23
 Season Note: Nebraska won then-school-record 12 games with just two losses.

1906-07

Overall Record: 10-6
 Home: 5-0 Away: 5-6
 Coach: R.G. Clapp
 A 1/4 Crete W 82 8
 A 1/11 Nebraska Wesleyan W 38 26
 H 1/26 Central City W 40 9
 H 1/28 Iowa W 25 17
 H 2/9 Kansas W 32 19
 A 2/14 Fort Dodge W 34 22
 A 2/15 Minnesota L 19 20
 A 2/16 Minnesota L 18 20
 A 2/18 Hudson W 26 25
 A 2/19 Marshfield (Co. A) W 33 16
 A 2/20 Portage (Co. F) L 23 27

A 2/21 Wisconsin L 31 35
 A 2/22 Iowa L 29 32
 A 2/23 Grinnell L 21 27
 H 3/1 Denver W 40 13
 H 3/25 Nebraska Wesleyan W 59 11
 Season Notes: Nebraska posted ninth straight .500 or better record, third consecutive under Coach R.G. Clapp...74-point margin of victory over Crete (82-8) is largest in school history.

1907-08

Overall Record: 9-10
 Conference: 4-2 in Missouri Valley (2nd)
 Home: 3-3 (2-2) Away: 6-7 (2-0)
 Coach: R.G. Clapp
 A 12/18 Nebraska Wesleyan W 33 19
 H 1/11 Muscatine L 21 39
 A 1/15 Kansas State W 36 18
 A 1/16 Washburn W 26 25
 A 1/17 Kansas W 20 17
 A 1/18 Kansas W 23 21
 H 1/23 Highland Park W 51 23
 H 1/31 Missouri W 41 30
 H 2/1 Missouri W 43 31
 H 2/21 Kansas L 26 28
 H 2/22 Kansas L 25 28
 A 2/28 Minnesota L 12 43
 A 2/29 Minnesota L 10 32
 A 3/2 Portage L 16 39
 A 3/3 Wisconsin L 4 43
 A 3/4 DePaul W 25 18
 A 3/5 Morrison L 19 23
 A 3/6 Iowa L 26 39
 A 3/7 Grinnell L 14 37
 Season Notes: First season as member of Missouri Valley Conference...Huskers won MVC North Division title with 4-2 record, but because of scheduling difficulties, did not play a game against a team in own division... Husker Wilbur Wood was nation's second black college basketball player at a predominately white institution... Jumbo Stiehm, who would later become NU's football and basketball coach, scored 24 points in Wisconsin's 43-4 victory at Madison...second sub-.500 record in school history.

1908-09

Overall Record: 8-15
 Conference: 5-5 in Missouri Valley (2nd)
 Home: 5-5 (4-0) Away: 3-10 (1-5)
 Coach: R.G. Clapp
 H 12/12 Cotner W 28 24
 H 12/17 Lincoln YMCA L 16 34
 A 1/7 Kansas State W 36 31
 A 1/8 Kansas L 13 48
 A 1/9 Kansas L 17 36
 H 1/15 Iowa State W 42 20
 H 1/16 Iowa State W 40 21
 H 1/22 Drake W 39 30
 H 1/23 Drake W 34 12
 H 1/30 Kansas L 13 18
 H 2/1 Missouri L 24 26
 A 2/5 Minnesota L 17 24
 A 2/6 Minnesota L 21 39
 A 2/8 Iowa State L 16 22
 A 2/9 Iowa State W 31 17
 A 2/10 Drake L 12 34
 A 2/11 Drake L 15 25
 H 2/19 Minnesota L 26 28
 H 2/20 Minnesota L 20 29
 KC 3/4 Kansas L 22 28
 KC 3/5 Kansas L 15 24
 KC 3/6 Kansas W 32 29
 A 3/8 Nebraska Wesleyan L 32 62
 Season Notes: For second straight year, Nebraska captured MVC Northern Division title...Kansas took two of three games against Cornhuskers in playoff at Kansas City, Mo., and won conference title...W.W. Walsh earned first-team All-MVC honors, first NU player ever honored... Coach R.G. Clapp retired after six seasons.

1909-10

Overall Record: 6-10
Conference: 6-2 in Missouri Valley (2nd)
Home: 4-3 (4-0) Away: 2-7 (2-2)
Coach: T.J. Hewiat

A	1/6	Kansas State	L	16	27
A	1/7	Kansas	L	17	32
A	1/8	Kansas	L	16	40
H	1/21	Iowa State	W	24	21
H	1/22	Iowa State	W	29	26
H	1/28	Drake	W	40	14
H	1/29	Drake	W	27	6
A	2/8	Drake	W	20	16
A	2/10	Drake	W	22	13
A	2/11	Iowa State	L	23	34
A	2/12	Iowa State	L	17	18
H	2/14	Kansas State	L	17	28
A	2/18	Minnesota	L	14	33
A	2/19	Minnesota	L	9	27
H	2/26	Kansas	L	20	40
H	2/27	Kansas	L	13	40

Season Notes: In only season under Coach T.J. Hewiat, Nebraska finished 6-10...Huskers won MVC North Division title for third straight year, but Kansas had better division record than NU and was declared conference champion...E.O. Perry was first-team All-Missouri Valley Conference pick.

1910-11

Overall Record: 9-9
Conference: 6-6 in Missouri Valley (2nd)
Home: 6-3 (4-2) Away: 3-6 (2-4)
Coach: O.F. Field

H	1/7	Cotner	L	17	35
H	1/14	Nebraska Wesleyan	W	42	26
H	1/20	Iowa State	W	41	20
H	1/21	Iowa State	L	31	33
A	1/26	Morningside	W	23	19
A	1/27	Minnesota	L	10	25
A	1/28	Minnesota	L	15	40
H	2/4	South Dakota	W	30	25
A	2/6	Iowa State	L	27	31
A	2/7	Iowa State	W	22	19
A	2/8	Missouri	L	26	39
A	2/9	Missouri (OT)	L	36	37
A	2/10	Kansas	W	15	11
A	2/11	Kansas	L	12	37
H	2/24	Kansas	W	38	28
H	2/25	Kansas	W	34	24
H	2/26	Missouri	W	30	23
H	2/27	Missouri	L	20	23

Season Notes: NU finished second in Missouri Valley Conference, three games behind Kansas...J.P. Gibson and O.A. Frank earned first-team All-Missouri Valley Conference honors...NU's first-ever overtime game.

1911-12

Overall Record: 14-1
Conference: 8-0 in Missouri Valley (1st)
Home: 6-0 (4-0) Away: 8-1 (4-0)
Coach: E.O. "Jumbo" Stiehm

H	1/12	Drake	W	42	24
H	1/13	Drake	W	35	13
A	1/18	Kansas State	W	26	25
A	1/19	Kansas	W	30	27
A	1/20	Kansas	W	30	26
A	1/26	Minnesota	L	15	40
A	1/27	Morningside	W	62	10
H	2/2	Iowa State	W	33	12
H	2/3	Iowa State	W	40	14
A	2/21	Drake	W	33	15
A	2/22	Drake	W	46	14
A	2/23	Iowa State	W	31	21
A	2/24	Iowa State	W	31	12
H	3/1	Kansas	W	49	21
H	3/2	Kansas	W	29	28

Season Notes: Huskers claimed MVC North Division crown with 8-0 record...after 25-point loss at Minnesota in sixth game of season, Nebraska won final nine games...in first season as Husker mentor, Stiehm made history by becoming first coach in conference history to win football and basketball titles in the same academic year...he repeated the feat a year later.

1912-13

Overall Record: 17-2
Conference: 10-0 in Missouri Valley (1st)
Home: 10-0 (5-0) Away: 7-2 (5-0)
Coach: E.O. "Jumbo" Stiehm

H	1/11	Cotner	W	29	18
H	1/17	Omaha X	W	46	13
H	1/18	Nebraska Wesleyan	W	39	26
A	1/23	St. Joseph's	W	25	11
A	1/24	Sacred Heart	W	31	9
A	1/25	Minnesota	L	11	20
H	1/31	Drake	W	32	7
H	2/1	Drake	W	24	15
A	2/7	Nebraska Wesleyan	W	27	20
H	2/15	Kansas State	W	27	16
A	2/19	Drake	W	21	4
A	2/20	Drake	W	25	11
A	2/21	Iowa State	W	29	12
A	2/22	Iowa State	W	16	10
H	2/28	Iowa State	W	28	8
H	3/1	Iowa State	W	24	12
H	3/10	Kansas	W	40	25
A	3/11	Kansas	W	18	16
N	3/12	Kansas*	L	24	30

*Manhattan, Kan.
Season Notes: Huskers won North Division title with 10-0 record, recognized as league champion...dressed playoff game to South Division champ Kansas, 30-24, at

Manhattan, Kan...Ross Haskell and Sam Carrier were first-team All-Missouri Valley Conference selections; Carrier also earned All-America honors.

1913-14

Overall Record: 15-3 Conference: 7-0 in Missouri Valley (1st)
Home: 7-2 (4-0) Away: 8-1 (3-0)
Coach: E.O. "Jumbo" Stiehm

H	1/10	Omaha X	W	44	22
H	1/17	Cotner	W	56	11
H	1/23	Nebraska Wesleyan	W	29	20
H	1/24	Nebraska Wesleyan	L	18	24
A	2/5	St. Joseph's	W	48	11
A	2/6	Minnesota	W	21	16
A	2/7	Minnesota	W	14	9
A	2/9	Fort Dodge Co. G	W	38	22
H	2/13	Drake	W	32	20
H	2/14	Drake	W	31	10
A	2/17	Omaha Alumni	W	40	19
A	2/18	Simpson	L	21	22
A	2/19	Drake	W	36	17
A	2/20	Iowa State	W	15	9
A	2/21	Iowa State	W	16	3
H	2/27	Iowa State	W	24	16
H	2/28	Iowa State	W	41	13
H	3/5	Wesleyan Auto	L	19	31

Season Notes: Nebraska captured Missouri Valley Conference North Division crown with 7-0 record...squad was known as "Point a Minute" team, because it was reported to be so fast it took a movie camera to catch it.

1914-15

Overall Record: 10-8
Conference: 8-4 in Missouri Valley (2nd)
Home: 3-2 (3-1) Away: 7-6 (5-3)
Coach: E.O. "Jumbo" Stiehm

A	1/6	Ft. Dodge (Co. G)	L	18	23
A	1/7	Hamline	W	20	9
A	1/8	Minnesota	L	18	22
A	1/9	Minnesota	L	9	23
H	1/15	Iowa State	W	32	15
H	1/16	Iowa State	W	25	12
A	1/20	Kansas State	W	26	19
A	1/21	Kansas State	W	26	20
A	1/22	Kansas	L	18	43
A	1/23	Kansas	L	23	30
A	2/5	Nebraska Wesleyan	W	13	9
A	2/10	Drake	W	14	5
A	2/11	Drake	W	23	14
A	2/12	Iowa State	W	24	12
A	2/13	Iowa State	L	11	25
H	2/19	Drake	L	19	20
H	2/20	Drake	W	27	11
H	3/3	Nebraska Wesleyan	L	15	39

Season Notes: Huskers finished second in Missouri Valley Conference race, three games back of first-place Kansas...final season for Coach E.O. Stiehm.

1915-16

Overall Record: 13-1
Conference: 12-0 in Missouri Valley (1st)
Home: 8-0 (8-0) Away: 5-1 (4-0)
Coach: Sam Waugh

H	1/14	Kansas	W	34	33
H	1/15	Kansas	W	40	27
H	1/21	Drake	W	41	12
H	1/22	Drake	W	44	16
A	1/30	Burgess-Nash	W	24	20
H	2/4	Iowa State	W	35	21
H	2/5	Iowa State	W	31	14
H	2/11	Kansas State	W	21	20
H	2/12	Kansas State	W	26	25
A	2/18	Nebraska Wesleyan	L	19	23
A	2/23	Drake	W	34	24
A	2/24	Drake	W	40	15
A	2/25	Iowa State	W	23	14
A	2/26	Iowa State	W	29	17

Season Notes: Huskers won Missouri Valley Conference title with 12-0 record; finished 13-1 in only season under direction of Coach Sam Waugh...lone loss was 23-19 decision to cross-town rival Nebraska Wesleyan.

1916-17

Overall Record: 12-10
Conference: 4-8 in Missouri Valley (5th)
Coach: Dr. E.J. Stewart

(Some sites and dates unavailable)

Simpson	W	20	13
Cotner	W	42	10
Grinnell	L	9	22
St. Joseph's	W	21	11
St. Thomas (Minn.)	W	23	8
Hamline	W	15	8
Brandeis (Omaha)	W	29	11
York College	W	23	14
Nebraska Wesleyan	W	27	14
H 2/9 Missouri	L	16	18
H 2/10 Missouri	L	7	18
A Kansas State	L	13	45
A Kansas State	L	10	34
A 2/16 Kansas	W	21	19
A 2/17 Kansas	L	10	30
A 2/22 Iowa State	L	7	19
A 2/23 Iowa State	L	17	24
Drake	W	23	13
Drake	W	26	18
Nebraska Wesleyan	L	15	18
H 3/9 Iowa State	L	22	24
H 3/10 Iowa State	W	24	21

Season Note: First season on sideline for Coach E.J. Stewart.

1917-18

Overall Record: 7-7
Conference: 4-5 in Missouri Valley (5th)
Home: 3-3 (1-1) Away: 4-4 (3-4)
Coach: Dr. E.J. Stewart

H	Camp Funston	L	14	43
H	Fort Dodge	W	19	16
H	Fort Dodge	L	14	21
A	Washington (Mo.)	L	17	44
A 2/8 Missouri	L	9	22	
A 2/9 Missouri	L	8	16	
H 2/15 Kansas	W	24	23	
H 2/16 Kansas	L	25	31	
A Nebraska Wesleyan	W	18	10	
H Nebraska Wesleyan	W	24	14	
A Drake	W	32	10	
A Drake	W	21	14	
A Kansas State	W	31	23	
A Kansas State	L	16	26	


Season Note: Eighth straight .500 or better record.

1918-19

Overall Record: 10-6
Conference: 10-6 in Missouri Valley (3rd)
Home: 6-3 (6-3) Away: 4-3 (4-3)
Coach: Dr. E.J. Stewart

A	1/22	Drake	W	34	13
A	1/23	Grinnell	W	24	14
A	1/24	Grinnell	L	15	16
A	1/25	Drake	W	24	14
H	1/30	Drake	L	15	22
H	2/1	Drake	W	19	9
H	2/7	Washington (Mo.)	W	35	25
H	2/8	Washington (Mo.)	W	28	13
H	2/14	Missouri	W	28	26
H	2/15	Missouri	W	21	14
A	3/5	Kansas	L	17	31
A	3/6	Kansas	W	29	24
H	3/8	Kansas State	L	32	34
A	3/9	Kansas State	L	21	30
H	3/12	Grinnell	W	27	15
H	3/13	Grinnell	L	21	22

Season Notes: NU finished third in Missouri Valley Conference race...Carl Jackson was first-team all-conference pick, first for Huskers in six seasons...final season for Coach E.J. Stewart.



The 1911-12 team captured the school's first Missouri Valley Conference title.



GRANT HALL: 1897-1926



NEBRASKA COLISEUM: 1927-1976



BOB DEVANEY SPORTS CENTER: 1976-2013



PINNACLE BANK ARENA: 2013-PRESENT

1919-20

Overall Record: 22-2
 Conference: No conference affiliation
 Home: 11-1 Away: 11-1
 Coach: Paul Schlisser

H	12/17	Morningside	W	37	14
H	12/18	Morningside	W	39	9
H	1/9	Omaha Athletic Club	W	51	10
H	1/10	Omaha Athletic Club	W	26	23
A	1/13	Hastings	W	47	9
A	1/14	Colorado College	W	32	19
A	1/15	Colorado College	L	23	25
A	1/16	Colorado	W	27	16
A	1/17	Colorado	W	24	17
H	1/23	South Dakota	W	41	12
H	1/24	South Dakota	W	33	12
H	2/5	Indiana	L	20	24
H	2/6	Indiana	W	38	18
H	2/13	Michigan State	W	43	26
H	2/14	Michigan State	W	39	20
A	2/20	Notre Dame	W	25	18
H	2/21	Notre Dame	W	31	15
A	2/24	Morningside	W	44	12
A	2/25	Morningside	W	50	13
A	2/26	Knox (OT)	W	31	24
A	2/27	Valparaiso	W	30	17
A	2/28	Valparaiso	W	35	20
H	3/5	Colorado College	W	23	9
H	3/6	Colorado College	W	33	12

Season Notes: Playing without a conference affiliation for first time since 1906-07 season, Nebraska finished with first 20-win season ever (22 victories)...fewest losses for NU since 1915-16 season...22 wins would stand as school record until 1990-91 campaign...first season on Husker sideline for Coach Paul Schlisser.

1920-21

Overall Record: 15-3
 Conference: 9-1 in Missouri Valley (2nd)
 Home: 10-1 (6-0) Away: 5-2 (3-1)
 Coach: Paul Schlisser

A	1/1	Illinois	W	30	25
A	1/3	Illinois	L	24	26
A	1/4	Illinois Wesleyan	W	32	1
H	1/14	Grinnell	W	31	10
H	1/15	Grinnell	W	28	15
H	1/21	South Dakota	W	39	13
H	1/31	Oklahoma	W	34	20
H	2/1	Oklahoma	W	28	15
A	2/9	Iowa State	L	30	38
A	2/10	Iowa State	W	32	23
A	2/11	Grinnell	W	31	16
A	2/12	Grinnell	W	29	22
H	2/18	Notre Dame	W	25	18
H	2/19	Notre Dame	W	39	21
H	2/25	Colgate	L	15	21
H	2/26	Colgate	W	24	15
H	3/4	Iowa State	W	33	16
H	3/5	Iowa State	W	37	11

Season Notes: Nebraska finished second in the conference race with 9-1 mark...final season for Coach Paul Schlisser.

1921-22

Overall Record: 8-9
 Conference: 8-8 in Missouri Valley (t-4th)
 Home: 4-4 (4-4) Away: 4-5 (4-4)
 Coach: Owen A. Frank

A	1/4	Wisconsin	L	14	27
H	1/7	Washington (Mo.)	W	31	23
A	1/9	Iowa State	W	21	14
H	1/13	Missouri	L	31	46
H	1/14	Grinnell	W	27	17
H	1/19	Kansas	L	15	25
A	1/27	Oklahoma	L	21	29
H	2/4	Iowa State	L	7	26
A	2/7	Grinnell	W	28	25
A	2/14	Kansas State	W	25	24
A	2/18	Drake	L	32	34
H	2/22	Oklahoma	W	39	34
A	2/24	Missouri	L	16	55
A	2/25	Washington (Mo.)	W	33	32

H	2/28	Drake	L	15	29
H	3/3	Kansas State	W	21	13
A	3/6	Kansas	L	18	41

Season Note: In first season under Coach Owen A. Frank, Nebraska finished 8-9 overall, 8-8 in MVC.

1922-23

Overall Record: 6-12
 Conference: 5-11 in Missouri Valley (6th)
 Home: 2-7 (1-7) Away: 4-5 (4-4)
 Coach: Owen A. Frank

A	1/5	Kansas	L	20	30
A	1/6	Kansas State	W	21	15
H	1/10	Drake	L	18	30
H	1/22	Oklahoma	W	25	19
H	1/22	Missouri	L	18	33
A	1/25	Drake	L	25	36
A	1/26	Iowa State	W	21	15
A	1/27	Grinnell	W	20	13
H	2/1	Grinnell	L	17	32
H	2/3	Iowa State	L	17	21
A	2/12	Oklahoma	L	25	31
H	2/12	Kansas	L	15	36
H	2/12	Kansas State	L	14	17
H	2/24	Washington (Mo.)	L	32	34
A	2/24	Missouri	L	22	39
A	2/24	Washington (Mo.)	W	24	22
H	2/24	Nebraska Wesleyan	W	24	22
A	2/24	Creighton	L	24	46

Season Note: Final season for Coach Owen A. Frank.

1923-24

Overall Record: 11-7
 Conference: 10-6 in Missouri Valley (3rd)
 Home: 8-2 (7-2) Away: 3-5 (3-4)
 Coach: W.E. Kline

A	1/5	Kansas City A.C.	L	18	27
H	1/5	Missouri	W	24	18
H	1/17	Oklahoma	W	35	21
H	1/17	Kansas State	W	27	14
A	1/17	Kansas State	L	23	26
A	1/18	Kansas	L	18	19
A	1/18	Oklahoma	L	20	32
H	1/26	Kansas	L	10	13
H	2/1	Creighton	W	25	21
A	2/8	Drake	L	15	19
A	2/8	Grinnell	W	32	19
A	2/8	Missouri	W	31	11
A	2/9	Washington (Mo.)	W	32	18
H	2/9	Grinnell	W	32	18
H	2/9	Washington (Mo.)	W	38	17
A	2/27	Iowa State	W	18	16
H	3/3	Iowa State	W	27	14
H	3/3	Drake	L	12	25

Season Note: Nebraska finished 11-7 in Coach W.E. Kline's rookie season.

1924-25

Overall Record: 12-5
 Conference: 11-5 in Missouri Valley (2nd)
 Home: 6-2 (6-2) Away: 6-3 (5-3)
 Coach: W.E. Kline

A	1/9	Kansas State	W	23	11
A	1/10	Oklahoma	W	23	18
H	1/17	Drake	W	20	8
H	1/31	Kansas	L	20	25
H	2/7	Oklahoma	W	31	17
H	2/9	Grinnell	W	35	27
H	2/13	Kansas State	W	32	20
A	2/17	Kansas	L	20	28
A	2/20	Washington (Mo.)	W	24	20
A	2/21	Missouri	W	25	20
H	2/24	Iowa State	W	37	17
H	2/27	Missouri	W	24	21
A	2/28	Creighton	W	15	11
A	3/2	Drake	L	10	18
A	3/3	Grinnell	L	21	36
A	3/4	Iowa State	W	28	13
H	3/5	Washington (Mo.)	L	16	36

Season Notes: In second and final season under Coach W.E. Kline, Huskers finished second to Kansas in Missouri Valley.

Valley Conference race...Or Goodson and Mutt Volt were first-team all-conference picks, first time a Husker player had been so honored since 1918-19 season; first time two NU players landed spot on first unit since 1912-13.

1925-26

Overall Record: 8-10
 Conference: 7-7 in Missouri Valley (5th)
 Home: 4-5 (4-3) Away: 4-5 (3-4)
 Coach: Ernest Bearg

H	12/18	South Dakota.....	L	19	20
A	1/2	Kansas City A.C.....	L	20	36
A	1/9	Creighton.....	W	20	15
H	1/16	Grinnell.....	W	24	14
H	1/23	Iowa State.....	W	18	13
A	1/30	Grinnell.....	W	39	18
A	2/1	Iowa State.....	W	27	12
A	2/2	Drake.....	W	23	21
H	2/6	Kansas.....	L	14	25
A	2/9	Kansas State.....	L	26	41
H	2/15	Creighton.....	L	11	15
H	2/16	Kansas State.....	L	21	28
H	2/19	Missouri.....	L	24	26
H	2/20	Washington (Mo.).....	W	26	20
A	2/27	Kansas.....	L	17	30
H	3/1	Drake.....	W	22	21
A	3/5	Missouri.....	L	22	24
A	3/6	Washington (Mo.).....	L	14	22

Season Notes: In only season under Coach Ernest Bearg, Huskers finished 8-10...after playing in Grant Hall since 1897, NU dropped first-ever game in NU Coliseum to Kansas, 25-14.

1926-27

Overall Record: 12-6
 Conference: 7-5 in Missouri Valley (4th)
 Home: 7-2 (4-2) Away: 5-4 (3-3)
 Coach: Charles T. Black

A		Hillyard's.....	L	20	36
A		Kansas State.....	L	23	34
A		Washington (Mo.).....	W	37	20
A	1/15	Missouri.....	W	35	23
A	1/19	Kansas.....	W	27	24
H		Drake.....	L	34	35
H	1/29	Iowa State.....	W	35	19
A		Oklahoma.....	W	37	29
A		Oklahoma State.....	L	24	27
H		Grinnell.....	W	30	22
H		Kansas State.....	W	26	24
H	2/14	Missouri.....	W	27	22
H		Oklahoma.....	W	36	26
H		Washington (Mo.).....	W	41	24
H	2/26	Kansas.....	L	25	34
H		Oklahoma State.....	W	35	25
A	3/3	Iowa State.....	L	24	26
A	3/4	Drake.....	W	46	32

Season Notes: In first season under Coach Charles T. Black, a former Kansas All-American, Huskers finished 12-6 and 7-5 in Missouri Valley, good for fourth place... Clark Smatha earned first-team All-Missouri Valley Conference honors.

1927-28

Overall Record: 7-11
 Conference: 7-11 in Missouri Valley (7th)
 Home: 5-4 (5-4) Away: 2-7 (2-7)
 Coach: Charles T. Black

A	12/16	Washington (Mo.).....	L	27	28
A	12/17	Missouri.....	L	15	36
H	1/7	Missouri.....	W	36	26
H	1/9	Washington (Mo.).....	L	19	30
A	1/14	Drake.....	L	28	32
H	1/21	Kansas State.....	L	24	29
H	1/28	Iowa State.....	W	37	26
H	2/4	Oklahoma State.....	L	21	32
A	2/9	Iowa State.....	W	32	26
A	2/10	Grinnell.....	W	35	22
H	2/14	Drake.....	W	34	27
A	2/17	Kansas.....	L	27	33
A	2/18	Kansas State.....	L	22	28

H	2/24	Kansas.....	W	32	28
H	2/25	Oklahoma.....	L	36	38
H	2/28	Grinnell.....	W	35	16
A	3/3	Oklahoma.....	L	28	43
A	3/5	Oklahoma State.....	L	43	47

Season Notes: Entire schedule was played against conference opponents...NU was 7-9 with two games left, but lost bid for .500 with losses at Oklahoma and Oklahoma State to end season.

1928-29

Overall Record: 11-5
 Conference: 5-5 in Big Six (3rd)
 Home: 6-2 (3-2) Away: 5-3 (2-3)
 Coach: Charles T. Black

H	12/20	South Dakota.....	W	36	25
A	1/4	Colorado College.....	W	32	24
A	1/5	Colorado College.....	W	48	26
H	1/12	Missouri.....	L	25	30
H	1/15	South Dakota.....	W	46	28
H	1/19	Kansas.....	W	30	29
A	1/24	Kansas State.....	L	21	30
A	1/26	Oklahoma.....	L	20	29
H	2/2	Iowa State.....	W	45	39
A	2/7	Kansas.....	W	37	31
H	2/11	Oklahoma.....	L	34	39
H	2/16	Drake.....	W	37	24
A	2/22	Iowa State.....	L	33	37
A	2/23	Drake.....	W	33	26
A	2/25	Missouri.....	W	39	33
H	3/2	Kansas State.....	W	62	45

Season Notes: After being affiliated with the Missouri Valley Conference since 1907-08, Nebraska, Missouri, Kansas, Kansas State, Iowa State and Oklahoma formed the Big Six...second winning season in three years for Coach Charles T. Black.

1929-30

Overall Record: 9-9
 Conference: 6-4 in Big Six (3rd)
 Home: 6-3 (3-2) Away: 3-6 (3-2)
 Coach: Charles T. Black

A	12/28	Saint Louis.....	L	27	37
A	12/30	Butler.....	L	26	38
A	1/2	West Virginia.....	L	19	45
A	1/4	Pittsburgh.....	L	27	34
A	1/10	Kansas State.....	W	41	39
H	1/11	Montana State.....	L	30	61
H	1/14	South Dakota State.....	W	29	27
A	1/18	Missouri.....	L	21	27
A	1/20	Oklahoma.....	W	35	20
A	1/22	Iowa State.....	W	32	22
H	1/25	Iowa.....	W	41	26
H	2/1	Kansas State.....	L	42	46
A	2/8	Oklahoma.....	W	47	37
A	2/10	Kansas.....	L	20	27
H	2/12	Saint Louis.....	W	45	43
H	2/15	Missouri.....	W	34	31
H	2/22	Iowa State.....	W	52	50
H	3/1	Kansas.....	L	35	36

Season Notes: Nebraska led Big Six in scoring at 34.9 points per game...Don Maclay was first-team All-Big Six center...NU finished two games back of league champion Missouri.

1930-31

Overall Record: 9-9
 Conference: 6-4 in Big Six (2nd)
 Home: 5-4 (3-2) Away: 4-5 (3-2)
 Coach: Charles T. Black

A	12/13	South Dakota.....	W	18	17
H	12/19	Pittsburgh.....	L	22	23
A	12/27	Washington.....	L	38	41
A	12/29	Washington.....	L	24	27
A	12/30	Washington.....	L	32	38
H	1/5	Brigham Young.....	L	44	55
H	1/10	Missouri.....	W	42	32
A	1/17	Oklahoma.....	W	36	30
A	1/19	Kansas (OT).....	W	31	30
H	1/24	Drake.....	W	30	25
H	1/31	Iowa State.....	W	31	19

H	2/2	Butler.....	W	32	14
A	2/7	Missouri.....	L	20	33
A	2/9	Kansas State.....	W	37	31
H	2/14	Kansas.....	L	29	34
A	2/16	Iowa State.....	L	28	42
H	2/24	Kansas State.....	L	30	32
H	2/28	Oklahoma.....	W	41	30

Season Notes: Nebraska's second-place finish in Big Six race was its best since 1924-25 campaign...Huskers finished one game back of first-place Kansas...center Don Maclay earned All-America honors...Steve Hokuf earned first-team All-Big Six honors as a guard.

1931-32

Overall Record: 3-17
 Conference: 2-8 in Big Six (6th)
 Home: 1-9 (1-4) Away: 2-8 (1-4)
 Coach: Charles T. Black

H	12/12	South Dakota.....	L	36	41
H	12/17	Brigham Young.....	L	27	31
A	12/19	Iowa.....	L	29	34
A	12/28	Wisconsin-Superior.....	L	34	36
A	12/29	Minnesota.....	L	24	32
H	1/4	Carleton.....	L	30	40
A	1/8	Iowa State.....	W	28	24
A	1/9	Drake.....	W	33	19
H	1/12	Kansas.....	L	31	34
A	1/16	Missouri.....	L	18	30
A	1/18	Kansas State.....	L	20	32
H	1/23	Oklahoma.....	L	34	37
H	2/1	Iowa State.....	L	32	33
H	2/6	Kansas State.....	W	32	26
H	2/10	Saint Louis.....	L	28	31
A	2/13	Oklahoma.....	L	32	46
A	2/15	Kansas.....	L	19	51
H	2/26	Missouri.....	L	28	32
A	3/4	Creighton.....	L	18	47
H	3/7	Creighton.....	L	26	28

Season Notes: Three wins were fewest for Huskers since 1900-01 season...last year of NU-Creighton series until 1977-78 campaign...final season for Coach Charles T. Black.

1932-33

Overall Record: 3-13
 Conference: 2-8 in Big Six (5th)
 Home: 2-7 (1-4) Away: 1-6 (1-4)
 Coach: William H. Browne

H	12/16	Arkansas.....	L	24	41
A	12/22	Carleton.....	L	19	23
A	12/23	Minnesota.....	L	25	27
H	1/2	Minnesota.....	L	22	32
H	1/3	Stanford.....	L	17	21
A	1/6	Kansas.....	L	29	32
A	1/7	Missouri.....	L	33	37
H	1/14	Kansas State.....	W	31	25
H	1/30	Iowa State.....	L	25	30
H	2/4	Kansas.....	L	20	34
A	2/11	Oklahoma.....	L	35	39
A	2/13	Kansas State.....	L	30	36
H	2/18	South Dakota.....	W	34	25
H	2/25	Missouri.....	L	31	39
A	2/28	Iowa State.....	W	43	16
H	3/4	Oklahoma.....	L	27	38

Season Notes: Huskers finished with three wins for second consecutive season...debut for Coach William H. Browne...Steve Hokuf was first-team All-Big Six pick and earned All-America honors.

1933-34

Overall Record: 7-11
 Conference: 5-5 in Big Six (4th)
 Home: 5-2 (4-1) Away: 2-9 (1-4)
 Coach: William H. Browne

A	12/20	Marquette.....	L	22	25
A	12/21	Northwestern.....	L	22	35
A	12/22	DePaul.....	L	13	33
A	12/29	North Dakota.....	L	22	50
A	12/30	North Dakota State.....	W	32	29
A	1/1	Minnesota.....	L	16	32
A	1/5	Iowa State (OT).....	W	37	31

H	1/9	Kansas.....	W	24	21
A	1/13	Missouri.....	L	26	36
A	1/15	Kansas State.....	L	24	25
H	1/20	Wyoming.....	L	24	33
H	1/27	Oklahoma.....	L	36	44
H	2/3	Kansas State.....	W	38	31
H	2/9	Missouri.....	W	34	27
A	2/17	Oklahoma.....	L	23	53
A	2/19	Kansas.....	L	24	25
H	2/24	Iowa State.....	W	26	21
H	3/3	Saint Louis.....	W	29	25

Season Note: Nebraska lost four straight to open the season, then went 7-7 over last 14 games.

1934-35

Overall Record: 6-12
 Conference: 3-7 in Big Six (5th)
 Home: 6-4 (3-2) Away: 0-8 (0-5)
 Coach: William H. Browne

A	12/15	Wyoming.....	L	23	26
H	12/20	Iowa.....	L	24	31
H	12/22	North Dakota.....	W	34	21
H	12/29	Minnesota.....	W	26	24
H	1/2	Stanford.....	L	31	34
A	1/4	Millikin.....	L	35	36
A	1/5	Saint Louis.....	L	28	30
H	1/12	Iowa State.....	W	32	31
A	1/19	Missouri.....	L	31	32
A	1/21	Kansas State.....	L	41	47
H	1/26	Denver.....	W	34	22
H	2/4	Missouri.....	L	21	23
A	2/9	Oklahoma.....	L	32	38
A	2/11	Kansas.....	L	21	32
H	2/15	Kansas.....	L	24	32
H	2/18	Oklahoma.....	W	32	24
A	2/23	Iowa State.....	L	14	22
H	3/2	Kansas State.....	W	28	21


Season Note: NU won Big Six opener, then dropped six straight in conference play and finished with fourth consecutive losing record.

1935-36

Overall Record: 13-8
 Conference: 7-3 in Big Six (2nd)
 Home: 7-1 (4-1) Away: 6-7 (3-2)
 Coach: William H. Browne

H	12/17	Brigham Young.....	W	53	34
A	12/20	Minnesota.....	W	41	24
A	12/27	Wyoming.....	W	46	42
A	12/28	Brigham Young.....	L	39	46
A	12/30	Utah.....	W	48	47
A	1/3	Santa Clara.....	L	48	61
A	1/4	Stanford.....	L	39	42
A	1/7	Denver.....	L	35	45
H	1/10	Missouri.....	W	31	26
H	1/13	Wyoming.....	W	31	22
A	1/18	Oklahoma.....	W	40	33
A	1/20	Kansas.....	L	23	45
A	1/25	Iowa State (OT).....	L	40	41
H	2/1	Kansas State.....	W	43	30
H	2/3	South Dakota.....	W	48	27
A	2/8	Missouri.....	W	43	33
A	2/10	Kansas State.....	W	40	32
H	2/15	Iowa State.....	W	49	20
H	2/24	Oklahoma.....	W	55	28
H	2/29	Kansas.....	L	36	43

Olympic Playoff
 KC 3/12 Oklahoma State..... L 19 36
 Season Notes: George Wahlquist was first-team All-Big Six selection and earned All-America honors...NU finished second to Kansas in Big Six race, three games back of 10-0 Jayhawks...1



Elmer Dohrmann is the all-time leading letterwinner at Nebraska, earning 11 letters, including three each in football, basketball and baseball and two in track. He played basketball at Nebraska from 1936 to 1938, helping the Huskers to a conference title in 1936-37.

1936-37

Overall Record: 13-7
 Conference: 8-2 in Big Six (t-1st)
 Home: 7-1 (4-1) Away: 6-6 (4-1)
 Coach: William H. Browne

A	12/11	South Dakota	L	31	33
H	12/19	Montana	W	53	39
H	12/21	Minnesota	W	29	24
H	12/22	Ohio State	W	32	23
A	12/26	Loyola (Ill.)	L	35	53
A	12/28	Western Reserve	W	41	35
A	12/29	Canisius	L	34	39
A	12/30	St. Thomas (Pa.)	W	42	41
A	1/1	Temple	L	27	43
A	1/2	George Washington	L	22	41
A	1/9	Missouri	W	31	22
H	1/16	Iowa State	W	45	33
H	1/18	Oklahoma	L	31	34
A	1/30	Kansas State	W	41	38
A	2/2	Kansas	L	22	27
A	2/12	Oklahoma	W	33	29
H	2/15	Kansas State	W	40	37
H	2/19	Missouri	W	50	21
H	2/27	Kansas	W	37	32
A	3/3	Iowa State	W	48	31

Season Notes: Nebraska closed season with five straight wins to earn a share of Big Six title for first time since 1915-16...Robert Parsons was first-team All-Big Six pick and earned All-America honors...NU had consecutive double-digit win total for first time in more than a decade.

1937-38

Overall Record: 9-11
 Conference: 4-6 in Big Six (t-3rd)
 Home: 7-3 (3-2) Away: 2-8 (1-4)
 Coach: William H. Browne

A	12/11	Ohio State	L	31	42
H	12/17	South Dakota	W	44	28
A	12/20	Minnesota	L	28	33
A	12/23	Indiana	L	42	43
A	12/28	Detroit	L	33	34
A	12/30	Bradley	L	30	50
A	1/1	Niagara	W	43	37
H	1/7	California	W	38	32
H	1/10	Colorado	W	29	18

H	1/14	Missouri	L	18	27
H	1/22	Kansas State	W	46	32
A	1/29	Iowa State	W	35	32
A	2/2	Kansas	L	33	48
A	2/5	Oklahoma	L	48	50
H	2/9	Oklahoma	W	52	42
A	2/12	Missouri	L	30	38
H	2/14	Iowa State	W	50	23
H	2/19	Loyola (Ill.)	W	39	38
A	2/21	Kansas State	L	29	41
H	2/26	Kansas	L	47	50

Season Note: Robert Parsons was first-team All-Big Six pick for second straight season.

1938-39

Overall Record: 7-13
 Conference: 3-7 in Big Six (5th)
 Home: 5-5 (3-2) Away: 2-8 (0-5)
 Coach: William H. Browne

H	12/10	South Dakota	W	44	30
H	12/17	Bradley	L	24	39
H	12/21	Minnesota	L	37	66
H	12/23	Wyoming	W	38	30
A	12/26	California	W	46	43
A	12/27	California	L	30	58
A	12/29	UCLA	W	35	30
A	12/30	UCLA	L	40	42
A	1/3	Stanford	L	47	56
H	1/14	Kansas	W	48	37
A	1/17	Kansas State	L	38	43
A	1/21	Missouri	L	41	54
A	1/28	Oklahoma	L	39	56
H	1/30	Iowa State	W	51	44
H	2/8	Kansas State	W	42	34
A	2/14	Kansas	L	46	49
H	2/18	Missouri	L	36	46
H	2/24	DePaul	L	33	37
A	2/27	Iowa State	L	28	41
H	3/4	Oklahoma	L	45	53

Season Notes: NU ended season with five straight losses; recorded second consecutive losing season...Oklahoma, a team that swept the Huskers, represented the Big Six in first NCAA Tournament.

1939-40

Overall Record: 6-12
 Conference: 2-8 in Big Six (t-4th)
 Home: 5-6 (2-3) Away: 1-6 (0-5)
 Coach: William H. Browne

H	12/9	South Dakota	W	39	15
H	12/15	Indiana	L	39	49
H	12/20	Stanford	W	48	47
A	12/23	Minnesota	L	37	61
H	12/27	Utah	L	40	63
A	12/30	Wisconsin	W	53	43
H	1/2	Detroit	L	46	47
H	1/6	California	W	46	32
H	1/8	Iowa State	W	44	28
A	1/13	Missouri	L	33	46
A	1/19	Kansas State	L	25	32
A	1/23	Kansas	L	24	40
H	1/27	Oklahoma	L	41	56
H	2/3	Missouri	L	40	41
A	2/9	Oklahoma	L	28	45
H	2/13	Kansas State	W	61	28
A	2/17	Iowa State	L	33	40
H	2/24	Kansas	L	41	48

Season Notes: Nebraska dropped eight of last nine games to spoil Coach W.H. Browne's final season...Huskers dropped 10-point decision to eventual national champion Indiana at Lincoln in second game of season.

1940-41

Overall Record: 8-10
 Conference: 6-4 in Big Six (3rd)
 Home: 5-4 (3-2) Away: 3-6 (3-2)
 Coach: A.J. Lewandowski

A	12/6	South Dakota	L	39	40
H	12/14	Marquette	W	35	20
H	12/18	Kentucky	W	40	39
H	12/21	Minnesota	L	36	43
A	12/26	California	L	24	30
A	12/27	Stanford	L	46	57
A	12/30	Oregon State	L	38	61
H	1/4	Wisconsin	L	31	46
H	1/7	Kansas State	W	33	23
H	1/10	Oklahoma	L	29	40
A	1/17	Kansas State	L	32	35
H	1/20	Missouri	W	40	29
A	1/25	Iowa State	W	38	35
H	2/1	Iowa State	W	41	36
A	2/10	Kansas	L	38	44
A	2/15	Missouri	W	38	36
A	2/22	Oklahoma	W	43	42
H	3/1	Kansas	L	53	55

Season Notes: Two-point loss to Kansas in season finale kept Nebraska from .500 record for first time since 1936-37 season...Sid Held and Don Fritz earned first-team All-Big Six honors...first season of five-year tenure for Coach A.J. Lewandowski...for second straight year, NU lost game to eventual national champion (Wisconsin) in non-league play.

1941-42

Overall Record: 6-13
 Conference: 4-6 in Big Six (4th)
 Home: 4-4 (3-2) Away: 2-9 (1-4)
 Coach: A.J. Lewandowski

H	12/12	South Dakota	W	48	28
A	12/15	Indiana	L	29	56
A	12/16	Kentucky	L	27	42
H	12/20	UCLA	L	36	42
H	12/22	Oregon	L	42	49
A	12/27	Minnesota	L	32	56
A	12/29	Detroit	L	29	33
A	12/30	Iowa	W	41	34
H	1/6	Kansas State	W	44	38
H	1/12	Missouri	W	51	45
A	1/17	Kansas	L	32	51
H	1/24	Great Lakes	L	40	50
A	1/31	Iowa State	L	33	39
A	2/2	Kansas State	L	35	38
H	2/7	Iowa State	W	39	31
A	2/14	Kansas	L	30	58
A	2/16	Oklahoma	L	29	37
H	2/21	Oklahoma	L	41	46

A 2/28 Missouri..... W 41 40
 Season Note: After 2-0 Big Six start, NU lost four straight and seven of last nine games to finish with sub-.500 record for fifth straight season.

1942-43

Overall Record: 6-10
 Conference: 5-5 in Big Six (t-3rd)
 Home: 4-4 (3-2) Away: 2-6 (2-3)
 Coach: A.J. Lewandowski

A	12/7	South Dakota	L	30	40
A	12/12	Illinois	L	27	69
H	12/19	Iowa	W	52	43
H	12/30	Indiana	L	39	40
A	1/5	Kansas State	W	41	32
A	1/16	Missouri	W	39	36
A	1/18	Iowa State	L	38	50
H	1/21	Gardner Naval	L	37	52
H	1/30	Oklahoma	L	32	56
KC	2/6	Gardner Naval	L	37	43
H	2/13	Kansas	L	24	56
H	2/17	Kansas State (OT)	W	50	47
H	2/20	Missouri	W	56	50
A	2/23	Kansas	L	33	52
H	2/27	Iowa State	W	51	36
A	3/1	Oklahoma	L	48	65

Season Notes: Huskers swept Missouri third straight season...also swept Kansas State for first time in seven seasons.

1943-44

Overall Record: 2-13 Conference: 1-9 in Big Six (t-5th)
 Home: 2-5 (1-4) Away: 0-8 (0-5)
 Coach: A.J. Lewandowski

A	12/10	Iowa	L	33	50
A	12/11	DePaul	L	15	55
A	12/13	Minnesota	L	21	40
H	12/18	South Dakota	W	41	31
A	1/8	Iowa State	L	24	56
A	1/15	Kansas	L	27	51
A	1/17	Oklahoma	L	35	45
H	1/22	Minnesota	L	32	45
H	2/1	Kansas State	W	54	47
H	2/5	Missouri (OT)	L	32	36
A	2/12	Missouri	L	29	44
A	2/14	Iowa State	L	35	58
H	2/19	Kansas	L	47	56
H	2/26	Oklahoma	L	32	43
A	2/29	Kansas State	L	37	40


Season Notes: Fewest wins in season for Huskers since 1897-98 campaign...Nebraska failed to win road game for first time in eight years.

1944-45

Overall Record: 2-17 Conference: 1-9 in Big Six (6th)
 Home: 2-7 (1-4) Away: 0-10 (0-5)
 Coach: A.J. Lewandowski

H	12/16	Iowa	L	45	61
H	12/22	Minnesota	L	54	55
KC	12/23	Kansas State	L	46	49
H	12/27	Pentathlon	W	54	40
A	12/29	Illinois	L	39	71
A	12/30	Indiana	L	42	65
H	1/3	Oklahoma	L	37	44
A	1/8	Iowa State	L	38	50
A	1/12	Kansas	L	33	48
A	1/13	Oklahoma*	L	45	48
A	1/15	NATTC**	L	34	57
A	1/20	Kansas State	L	48	70
H	1/30	Navy Pre-Flight	L	42	62
H	2/3	Missouri	L	41	47
H	2/10	Kansas	W	59	45
A	2/17	Missouri (2OT)	L	54	55
A	2/19	Iowa State	L	45	47
A	2/20	Navy Pre-Flight***	L	41	55
H	2/24	Kansas State	L	47	55

*at Oklahoma City, Okla.; **at Norman, Okla.; ***at Iowa City, Iowa
 Season Notes: Final season for Coach A.J. Lewandowski...Huskers lost 10 straight from Dec. 27 through Feb. 3, ended streak with 14-point homecourt win over Kansas, then lost final four games of season.



Before starring with the New York Yankees, Bob Cerv lettered for the NU cagers from 1947 to 1950, one of seven athletes in NU history to earn eight or more monograms.

1945-46

Overall Record: 7-13
 Conference: 3-7 in Big Six (t-4th)
 Home: 5-4 (2-3) Away: 2-9 (1-4)
 Coach: L.F. Klein

A 12/8	Minnesota	L	30	55
H 12/11	South Dakota	W	52	29
KC 12/14	Missouri	L	54	63
KC 12/15	Kansas State	W	62	47
A 12/17	Iowa	L	35	61
H 12/20	Illinois	L	51	62
H 12/28	Oregon State	W	48	40
A 12/29	Bradley	L	33	53
A 12/31	Marquette	L	36	49
H 1/2	Kansas State	W	44	37
A 1/7	Oklahoma	L	48	70
H 1/11	Kansas	L	45	56
A 1/14	Iowa State	L	39	57
A 1/18	Missouri	W	44	42
H 2/1	South Dakota State	W	52	50
H 2/8	Iowa State	L	45	57
H 2/11	Oklahoma	L	44	51
A 2/15	Kansas	L	30	72
H 2/25	Missouri	W	42	39
A 2/28	Kansas State	L	49	54

Season Note: L.F. Klein replaced A.J. Lewandowski as NU head coach and guided Huskers to 7-13 record in only season on bench.

1946-47

Overall Record: 10-14
 Conference: 3-7 in Big Six (t-5th)
 Home: 7-4 (3-2) Away: 3-10 (0-5)
 Coach: Harry Good

H 12/4	South Dakota	W	68	37
H 12/7	Ottumwa Navy	W	65	45
H 12/9	Drake	W	48	44

Big Six Holiday Tournament

KC 12/12	Arkansas	L	46	57
KC 12/13	Iowa State	W	54	51
KC 12/14	Oklahoma	L	52	63
H 12/17	St. Mary's (Calif.)	L	54	58
H 12/23	Minnesota	L	58	66

A 12/28	Illinois	L	37	72
A 12/30	Louisville	L	53	68
A 12/31	Western Kentucky	L	56	74
A 1/4	Kansas State	L	54	63
H 1/6	Oklahoma	W	44	41
H 1/14	Kansas	W	48	46
A 1/18	Missouri	L	41	47
A 1/20	Iowa State	L	44	61
A 1/31	Drake	W	65	44
A 2/1	Ottumwa Navy	W	72	53
H 2/4	South Dakota State	W	53	34
H 2/10	Iowa State	L	54	56
A 2/15	Kansas	L	37	69
A 2/17	Oklahoma	L	49	63
H 2/22	Missouri	L	49	60
H 2/27	Kansas State	W	54	50

Season Notes: NU was 9-10 with five games to go, but lost four of last five games to end 10-14...Harry Good became the NU head coach after several seasons at the University of Indiana...first year of league-sponsored Holiday Tournament at Kansas City, Mo., an event that lasted through 1978-79.

1947-48

Overall Record: 11-13
 Conference: 5-7 in Big Seven (5th)
 Home: 6-4 (3-3) Away: 5-9 (2-4)
 Coach: Harry Good

H 12/8	Purdue	L	56	60
A 12/13	Minnesota	L	59	63
H 12/16	South Dakota	W	65	38

Big Seven Holiday Tournament

KC 12/18	Missouri	W	46	44
KC 12/19	Oklahoma State	L	46	47
KC 12/20	Kansas (OT)	L	60	64
H 12/23	Colorado State	W	67	47
A 12/27	Stanford*	W	51	47
A 12/29	San Jose State	L	38	39
A 12/30	Nevada-Reno	L	58	63
A 1/2	Northern Colorado	W	58	54
A 1/6	Iowa State	L	44	55
H 1/12	Missouri	L	54	66
A 1/17	Colorado	W	59	55

H 1/31	Kansas State	L	45	64
H 2/3	South Dakota State	W	66	56
A 2/7	Kansas	W	61	57
A 2/9	Oklahoma	L	57	79
A 2/14	Missouri	L	41	47
H 2/21	Iowa State	W	62	57
H 2/25	Colorado	W	58	53
A 2/27	Kansas State	L	49	56
H 3/1	Oklahoma	L	74	81
H 3/6	Kansas	W	70	64

*San Francisco, Calif.
 Season Notes: Claude Retherford led team in scoring, tallied school single-season record 244 points...Huskers were 10-11 going into final three games of season and had shot at first winning season since 1935-36, but dropped two of those games for 11th straight losing season...Colorado joined Big Six and the league changed its name to the Big Seven...NU led Big Seven in scoring at 55.9 points per game for all games.

1948-49

Overall Record: 16-10
 Conference: 9-3 in Big Seven (t-1st)
 Home: 9-2 (5-1) Away: 7-8 (4-2)
 Coach: Harry Good

H 12/1	NW Missouri State	W	59	39
H 12/6	Minnesota	L	52	61
H 12/11	Northern Iowa	W	63	52
A 12/17	Purdue	L	47	64
A 12/18	Cincinnati	L	46	64
A 12/20	Duquesne	L	49	55
A 12/21	Western Reserve	W	83	80

Big Seven Holiday Tournament

KC 12/28	Kansas State	L	34	48
KC 12/29	Missouri	L	50	52
KC 12/30	Harvard	W	56	54

H 1/8	Kansas	W	52	34
H 1/11	Washington (Mo.)	W	48	45
H 1/15	Iowa State	W	71	50
H 1/29	South Dakota	W	72	50
H 1/31	Kansas State	W	70	48
H 2/5	Colorado	W	45	43
A 2/12	Kansas	W	49	39
A 2/14	Oklahoma	L	45	47
A 2/19	Iowa State	W	44	41
H 2/21	Missouri	W	47	46
A 2/26	Colorado	W	56	45
A 3/1	Kansas State	L	28	53
H 3/5	Oklahoma	L	49	56
A 3/7	Missouri	W	52	48

Big Seven Playoff
 KC 3/14 Oklahoma W 57 56
 NCAA District Tournament
 KC 3/16 Oklahoma State (2) L 35 52
 Season Notes: Cornhuskers tied Oklahoma for first-place in league, beat Sooners in league playoff for spot in NCAA District Tournament...first NU title on hardwood since 1936-37 season...Claude Retherford led team in scoring for third straight year, finished with then-school single-season record 311 points...Retherford was first-team All-Big Seven pick, led conference in scoring for league games-only at 12.4 points per game and was conference MVP...Bus Whitehead also earned first-team all-conference honors...for second straight year, NU led league in scoring with 52.3 average.

1949-50

Overall Record: 16-7
 Conference: 8-4 in Big Seven (t-1st)
 Home: 12-1 (5-1) Away: 4-6 (3-3)
 Coach: Harry Good

H 12/3	South Dakota State	W	61	32
H 12/7	NW Missouri State	W	58	39
A 12/12	Bradley (1)	L	54	64
H 12/14	Northern Iowa	W	60	54
H 12/17	Baylor	W	69	55
H 12/19	Northern Colorado	W	63	43
H 12/23	Idaho	W	66	45

Big Seven Holiday Tournament

KC 12/28	Colorado	L	57	67
KC 12/29	Michigan	L	65	67
KC 12/30	Iowa State (OT)	W	85	67

H 1/2	South Dakota	W	47	40
H 1/10	Kansas	W	57	56
H 1/14	Iowa State	W	64	46
A 1/16	Colorado	L	59	72
H 1/30	Kansas State (OT, 12)	W	65	63
H 2/6	Missouri	W	50	41
A 2/11	Kansas	L	36	49
A 2/13	Oklahoma	W	57	55
H 2/18	Colorado	W	59	49
A 2/20	Missouri	W	55	48
A 2/25	Iowa State (OT)	W	56	54
H 3/4	16/Oklahoma	L	48	64
A 3/11	Kansas State (14)	L	60	63

Season Notes: Nebraska tied Kansas and Kansas State for Big Seven title; second straight year Huskers earned share of conference crown...NU went into final regular-season game with chance to win crown outright, but dropped three-point decision at Kansas State, forced to settle for tie with Jayhawks and Wildcats...Huskers finished seventh in Big Seven Holiday tournament, but opened league play 4-1, then after 13-point loss at Kansas, rebounded to win four straight before losing back-to-back games to end season...Bus Whitehead was first-team All-Big Seven performer, led Cornhuskers in scoring and tallied then-single-season record 360 points...NU made first-ever appearance in AP poll at No. 16 the week of Feb. 28.

1950-51

Overall Record: 9-14 Conference:
 4-8 in Big Seven (5th)
 Home: 7-2 (4-2) Away: 2-12 (0-6)
 Coach: Harry Good

A 12/2	Minnesota	L	41	55
H 12/4	NW Missouri State	W	61	39
A 12/8	Washington	L	49	54
A 12/9	Washington	L	53	71
A 12/11	California*	L	59	62
A 12/12	Santa Clara	W	53	38
H 12/19	Northern Iowa	W	63	55

Big Seven Holiday Tournament

KC 12/28	Missouri (9)	W	54	52
KC 12/29	Kansas State	L	53	72
KC 12/30	Kansas (10)	L	47	63
H 1/3	South Dakota	W	74	49
A 1/6	Kansas (20)	L	41	66
H 1/8	Iowa State	W	51	49
A 1/15	Colorado	L	45	51
A 2/2	Iowa State	L	51	67
H 2/5	Kansas State (4)	L	50	79
H 2/10	Kansas (20)	L	52	61
A 2/12	Oklahoma	L	49	72
H 2/19	Missouri	W	54	52
H 2/24	Colorado	W	58	45
A 2/26	Kansas State (5)	L	48	74
H 3/3	Oklahoma	W	46	44
A 3/7	Missouri	L	57	68

*San Francisco, Calif.
 Season Notes: After a 1-1 start in league play, NU lost five straight, before winning three of last five league games...Bob Pierce averaged team-high 16.7 points, broke NU single-season scoring mark with 384 points...Jim Buchanan was only other player in double digits.

1951-52

Overall Record: 7-17
 Conference: 3-9 in Big Seven (7th)
 Home: 7-4 (3-3) Away: 0-13 (0-6)
 Coach: Harry Good

H 12/1	Northern Iowa	W	60	44
H 12/8	Minnesota	L	55	63
H 12/11	NW Missouri State	W	59	43
H 12/15	Fresno State	W	72	48
A 12/19	Southern Methodist	L	55	61
A 12/20	Texas Christian (OT)	L	57	58
A 12/21	Tampa	L	76	81
A 12/22	Miami	L	60	70

Big Seven Holiday Tournament

KC 12/27	Kansas State (8)	L	67	87
KC 12/28	Colorado	L	63	68
KC 12/29	Iowa State	L	66	75
H 1/5	Colorado	W	63	61

HISTORY

N 2017-18 NEBRASKA BASKETBALL

ALL-TIME RESULTS

A	1/12	Kansas State (7)	L	36	71
H	1/14	Kansas (1)	L	66	69
H	1/26	South Dakota	W	82	59
A	1/28	Iowa State	L	72	78
H	2/2	Missouri	L	55	60
H	2/9	Oklahoma	W	67	66
A	2/11	Colorado	L	65	67
A	2/16	Kansas (9)	L	52	90
A	2/18	Oklahoma	L	59	65
H	2/25	Iowa State	W	75	53
H	3/1	Kansas State (3)	L	60	75
A	3/3	Missouri	L	53	68

Season Notes: Huskers posted second straight losing record and finished last in league for first time since 1944-45 campaign...guard Jim Buchanan earned All-America honors and was first-team All-Big Seven pick... Buchanan led Huskers in scoring with 16.7 average.

1952-53

Overall Record: 9-11
 Conference: 4-8 in Big Seven (6th)
 Home: 5-4 (2-4) Away: 4-7 (2-4)
 Coach: Harry Good

H	12/6	South Dakota	W	65	53
A	12/13	Minnesota	L	62	71
H	12/17	Springfield	W	82	73
A	12/20	Bradley	W	73	65

Big Seven Holiday Tournament

KC	12/27	Kansas	L	66	73
KC	12/29	Iowa State	W	83	79
KC	12/30	Colorado	L	53	67
H	1/3	Harvard	W	92	53
A	1/5	Colorado	W	80	65
H	1/12	Kansas	L	59	65
H	1/17	Iowa State	L	60	78
H	1/19	Missouri	W	73	62
H	2/7	Kansas State (5)	W	80	67
H	2/9	Colorado	L	78	86
A	2/14	Kansas (14)	L	58	77
A	2/16	Oklahoma	W	59	53
A	2/21	Missouri	L	59	66
H	2/28	Oklahoma	L	70	78
A	3/2	Iowa State	L	66	93
A	3/10	Kansas State (8)	L	80	108

Season Notes: Huskers were 8-5 at one point, but lost six of final seven games to post third straight losing season...Bill Johnson led team in both scoring (13.9) and rebounding (9.4).

1953-54

Overall Record: 8-13 Conference: 5-7 in Big Seven (t-4th)
 Home: 6-3 (4-2) Away: 2-10 (1-5)
 Coach: Harry Good

A	12/5	Minnesota	L	64	75
H	12/12	Iowa	W	81	70
H	12/15	South Dakota	W	70	53
A	12/19	Oregon State (11)	L	55	83
A	12/21	Oregon	L	68	84
A	12/22	Oregon	L	72	74

Big Seven Holiday Tournament

KC	12/26	Kansas State	W	78	74
KC	12/29	Oklahoma	L	70	86
KC	12/30	Missouri	L	57	72
A	1/4	Iowa State	W	74	60
H	1/9	Oklahoma	W	76	72
H	1/11	Kansas State	W	88	75
H	1/18	Missouri	W	80	72
A	2/6	Kansas State	L	70	91
H	2/8	Colorado	L	67	75
A	2/13	Kansas (20)	L	68	79
A	2/15	Oklahoma	L	68	76
A	2/20	Colorado	L	58	83
H	2/22	Kansas (17)	L	62	67
H	2/27	Iowa State	W	78	65
A	3/1	Missouri	L	67	82

Season Notes: Huskers got off to 3-6 start, opened Big Seven play with four straight wins, but lost six straight and seven of their final eight games to finish 8-13...Bill Johnson led team in both scoring (18.2) and rebounding (11.2) for second straight season...Johnson's scoring average stood as NU record for 13 seasons...Johnson grabbed NU single-game record 26 rebounds in Jan. 4 game at Iowa State.

1954-55

Overall Record: 9-12
 Conference: 6-6 in Big Seven (t-3rd)
 Home: 7-1 (5-1) Away: 2-11 (1-5)
 Coach: Jerry Bush

A	12/6	Iowa (4)	L	61	84
H	12/11	South Dakota	W	87	51
A	12/18	Bradley	W	93	68
A	12/20	Alabama (19)	L	76	88
A	12/22	Memphis State	L	79	86

Big Seven Holiday Tournament

KC	12/27	Missouri (7)	L	58	75
KC	12/29	Colorado	L	47	89
KC	12/30	Kansas (16)	L	66	69
H	1/4	Iowa State	W	76	63
A	1/8	Missouri (9)	L	59	67
H	1/11	Kansas State	W	69	59
H	1/15	Kansas	W	66	62
H	1/21	NW Missouri State	W	74	54
A	2/5	Kansas State	L	62	79
H	2/7	Colorado	W	84	77
H	2/12	Oklahoma	W	75	67
H	2/14	Missouri (14)	L	73	76
A	2/19	Kansas	W	68	55
A	2/21	Oklahoma	L	76	78
A	2/26	Iowa State	L	75	82
A	3/5	Colorado	L	66	77

Season Notes: Under the direction of first-year mentor Jerry Bush, the Huskers finished 9-12...Bush, who replaced Harry Good as NU's coach, came to Lincoln after posting a 129-59 record in seven years at Toledo... Huskers were 9-9 after 18 games, but lost last three games to record school's fifth straight losing season... Willard Fagler led team in scoring with 13.6 average, while Rex Ekwall averaged team-high 11.5 rebounds per game.

1955-56

Overall Record: 7-16
 Conference: 3-9 in Big Seven (6th)
 Home: 5-5 (2-4) Away: 2-11 (1-5)
 Coach: Jerry Bush

A	12/3	Iowa	L	51	60
H	12/9	Texas Tech (OT)	W	69	63
A	12/10	Michigan	L	71	77
A	12/12	Wichita State	L	46	71
H	12/16	UCLA	W	71	65
A	12/19	Wisconsin	L	52	71
H	12/21	Vanderbilt (8)	L	48	66

Big Seven Holiday Tournament

KC	12/28	Missouri	L	66	71
KC	12/29	Cornell (N.Y.)	W	70	69
KC	12/30	Kansas State	L	51	79
A	1/7	Colorado	L	63	78
H	1/16	Missouri	W	83	77
H	1/21	Colorado	L	50	77
H	2/4	Emporia State	W	72	59
H	2/6	Kansas State	L	52	66
A	2/11	Kansas	L	56	80
A	2/13	Oklahoma (OT)	W	68	61
H	2/18	Iowa State (OT)	L	69	71
A	2/20	Kansas State	L	50	73
H	2/25	Kansas	L	56	60
H	3/3	Oklahoma (OT)	W	64	63
A	3/5	Missouri	L	80	88
A	3/9	Iowa State	L	74	94

Season Notes: Biggest win of season was 71-65 homecourt decision over eventual Pac-8 Conference champion UCLA, the only time an NU team beat a John Wooden-coached Bruin squad...three of NU's seven wins were in overtime...Rex Ekwall led NU in both scoring (14.9) and rebounding (10.7).

1956-57

Overall Record: 11-12
 Conference: 5-7 in Big Seven (t-4th)
 Home: 7-2 (4-2) Away: 4-10 (1-5)
 Coach: Jerry Bush

A	11/30	UCLA	L	56	69
A	12/1	UCLA	L	60	78
H	12/3	Iowa	W	67	43
H	12/8	Michigan	W	73	60

H	12/10	Wisconsin	W	53	51
H	12/17	Purdue	W	65	62
A	12/20	Texas Tech	W	67	66
A	12/22	Vanderbilt	L	54	78

Big Seven Holiday Tournament

KC	12/27	Michigan State	L	65	79
KC	12/28	Missouri	W	70	65
KC	12/29	Iowa State (14)	L	69	89
H	1/7	Colorado	W	74	52
A	1/12	Colorado	L	56	60
A	1/19	Missouri	W	84	65
A	2/4	Kansas State	L	53	89
H	2/9	Kansas (2)	L	54	69
A	2/11	Missouri	W	53	49
A	2/16	Iowa State (9)	L	47	59
H	2/18	Kansas State (17)	L	56	81
A	2/23	Kansas (2)	L	60	87
A	2/25	Oklahoma	L	53	55
H	3/6	Oklahoma	W	64	55
H	3/9	Iowa State (17)	W	67	58

Season Notes: After 0-2 start, Huskers won five straight games, with four of those victories against Big Ten schools...NU was 8-6 after Jan. 19 win over Missouri, but dropped five of its next seven games for seventh straight losing season...Rex Ekwall led team in both scoring (13.3) and rebounding (9.3).

1957-58

Overall Record: 10-13
 Conference: 5-7 in Big Seven (t-4th)
 Home: 9-2 (5-1) Away: 1-11 (0-6)
 Coach: Jerry Bush

H	12/2	South Dakota State	W	64	52
H	12/5	Wyoming	W	77	66
A	12/7	Michigan	L	57	81
A	12/9	Notre Dame (15)	L	56	69
H	12/14	Purdue	L	61	70
H	12/16	Denver	W	68	63
H	12/19	Ohio	W	61	53
A	12/21	Marquette	L	64	79

Big Seven Holiday Tournament

KC	12/27	Princeton	W	74	64
KC	12/28	Kansas State (3)	L	57	88
KC	12/30	Iowa State (20)	L	51	61
A	1/6	Missouri	L	54	55
A	1/11	Kansas State (4)	L	59	74
H	1/13	Oklahoma (14)	W	57	54
H	1/18	Iowa State	L	52	57
A	2/1	Iowa State	L	63	78

A	2/8	Kansas (2)	L	46	102
A	2/10	Oklahoma (20)	L	39	66
H	2/12	Missouri (OT)	W	67	62
H	2/17	Colorado	W	50	41
H	2/22	Kansas (4)	W	43	41
H	3/3	Kansas State (1)	W	55	48
A	3/8	Colorado	L	52	54

Season Notes: After splitting its first eight games, NU lost eight of its next nine games before winning four of final five games...two of the school's most-memorable wins came late in season...Kansas handed NU its worst loss ever, 102-46, at Lawrence, but Huskers avenged loss by knocking off fourth-ranked Jayhawks in Lincoln, 43-41...NU guard Jimmy Kubacki hit a 15-foot jumper with two seconds left to give the Huskers the win over the Witt Chamberlain-led Jayhawks...nine days later, the Huskers shocked No. 4 Kansas State and Omaha native Bob Boozer...K-State went into March 3 game ranked fourth in AP poll, but was No. 1 when the new poll was released on March 4...Wilson Fitzpatrick and Gary Reimers both averaged a team-best 11.5 points per game, while Herschell Turner led team in rebounding with an 8.2 average.

1958-59

Overall Record: 12-13
 Conference: 5-9 in Big Eight (t-5th)
 Home: 9-3 (4-3) Away: 3-10 (1-6)
 Coach: Jerry Bush

H	12/1	NW Missouri State	W	85	44
H	12/6	Montana State	W	75	43
H	12/8	Marquette (17)	W	62	60
A	12/13	Minnesota	L	57	78
H	12/15	Texas Tech	W	54	46
A	12/18	Bradley (11)	L	48	85
A	12/20	Michigan State (11)	L	55	80

Big Eight Holiday Tournament

KC	12/27	Oklahoma State	W	55	48
KC	12/29	Colorado	L	50	54
KC	12/30	Oklahoma	W	60	43
A	1/5	Colorado	L	50	57
H	1/10	Oklahoma State	W	47	44
H	1/12	Missouri	W	81	69
H	1/17	Iowa State	W	52	49
H	1/31	Detroit	W	91	77
H	2/2	Kansas State (3)	L	43	50
A	2/7	Oklahoma State	L	39	54
A	2/9	Oklahoma	L	48	54
H	2/14	Kansas	L	55	63



Herschell Turner (left) earned third-team All-America honors under Coach Jerry Bush in 1959. Turner was also a two-time All-Big Eight performer for the Huskers.

A	2/21	Kansas	L	50	66
H	2/23	Colorado	W	62	61
A	2/28	Iowa State	L	56	59
A	3/2	Missouri	W	81	79
H	3/5	Oklahoma	L	54	65
A	3/9	Kansas State (2)	L	54	76

Season Notes: NU finished with best record in nine-year tenure of Coach Jerry Bush...NU was 12-11 heading into final two games, and needed one win to secure first winning season since 1949-50, but it dropped both games to finish 12-13...Herschell Turner led team in scoring (17.1) and rebounding (9.8)...Turner was first-team All-Big Eight pick and third-team All-America... Turner's scoring average was best for NU player since Bill Johnson's 18.2 mark in 1953-54...Oklahoma State's addition to the league made the Big Seven the Big Eight.

1959-60

Overall Record: 7-17
 Conference: 4-10 in Big Eight (t-7th)
 Home: 6-5 (4-3) Away: 1-12 (0-7)
 Coach: Jerry Bush

H	12/5	Air Force	W	68	54
H	12/7	Minnesota	W	76	66
H	12/14	Notre Dame	L	62	70
H	12/17	Michigan State (2OT)	L	80	82
A	12/19	Oregon State	L	60	63
N*	12/21	Oregon State	L	65	67
A	12/23	Montana State	L	58	64

Big Eight Holiday Tournament

KC	12/26	Colorado	L	55	64
KC	12/29	Kansas State	L	63	71
KC	12/30	Missouri	W	78	67
A	1/4	Iowa State	L	53	57
H	1/9	Kansas	L	47	60
A	1/11	Missouri	L	61	69
A	1/16	Colorado (OT)	L	57	62
H	1/30	Colorado	L	54	58
H	2/1	Missouri	W	64	59
A	2/6	Oklahoma State	L	47	52
A	2/8	Oklahoma	L	54	63
H	2/13	Iowa State	W	69	49
H	2/20	Kansas State	W	70	60
H	2/22	Oklahoma	L	49	50
H	2/27	Oklahoma State	W	54	47
A	3/5	Kansas State	L	74	83
A	3/7	Kansas	L	74	79

*Portland, Ore.
 Season Notes: After a 2-0 start, NU lost seven straight and 12 of its next 13 games and went on to finish 7-17... Herschell Turner was a first-team All-Big Eight performer after leading team in scoring (15.9) and rebounding (8.0) for second straight season...Turner became first 1,000-point scorer in school history with 1,056 points.

1960-61

Overall Record: 10-14
 Conference: 4-10 in Big Eight (6th)
 Home: 7-5 (3-4) Away: 3-9 (1-6)
 Coach: Jerry Bush

H	12/1	Northern Iowa	W	78	68
H	12/3	Wichita State	L	63	65
H	12/7	Utah State	W	65	60
H	12/13	Denver	W	77	52
A	12/17	Detroit (3)	L	62	71
A	12/19	Cincinnati	L	60	75
H	12/21	Arizona	W	79	55

Big Eight Holiday Tournament

KC	12/28	Kansas	L	53	78
KC	12/29	Missouri	W	90	72
KC	12/30	Oklahoma State	W	70	61
H	1/7	Missouri	W	62	48
H	1/9	Colorado (OT)	W	65	61
A	1/14	Colorado*	L	51	66
H	1/21	Iowa State	L	58	66
A	2/4	Oklahoma State	L	47	55
A	2/6	Oklahoma	L	58	69
H	2/11	Kansas	L	33	38
A	2/13	Iowa State	L	62	68
H	2/18	Oklahoma State	L	61	65
H	2/20	Oklahoma	W	83	61

A	2/25	Kansas	W	69	68
H	2/27	Kansas State (8)	L	67	77
A	3/4	Kansas State (7)	L	56	75
A	3/6	Missouri	L	76	97

*CU won game, but later forfeited
 Season Notes: After back-to-back wins over Oklahoma and Kansas in late February, Huskers stood 10-11 and needed two wins in final three games to secure first winning season since 1949-50, but NU lost all three games to finish 10-14...Tom Russell led NU in both scoring (12.5) and rebounding (9.7).

1961-62

Overall Record: 9-16
 Conference: 5-9 in Big Eight (t-5th)
 Home: 5-5 (2-5) Away: 4-11 (3-4)
 Coach: Jerry Bush

A	12/4	Wichita State	L	49	79
H	12/7	Southern Methodist	W	63	60
A	12/9	Air Force	L	49	58
H	12/11	Notre Dame	W	65	61
H	12/16	Ohio	W	81	64
A	12/20	Wyoming	L	70	71
A	12/22	California	L	49	50
A	12/23	Stanford	L	59	72

Big Eight Holiday Tournament

KC	12/27	Kansas State (5)	L	48	60
KC	12/29	Oklahoma State	W	52	51
KC	12/30	Kansas	L	68	69
A	1/6	Kansas	W	69	67
H	1/10	Oklahoma	W	57	56
H	1/13	Colorado	L	56	58
A	1/20	Iowa State	L	72	84
A	2/3	Kansas State (4)	L	53	72
H	2/5	Oklahoma State	W	57	56
A	2/10	Colorado	L	63	74
H	2/12	Iowa State	L	66	79
A	2/17	Missouri	W	65	63
H	2/21	Kansas	L	70	73
H	2/24	Missouri	L	63	81
A	3/3	Oklahoma State	L	64	65
A	3/5	Oklahoma (OT)	W	71	69
H	3/7	Kansas State (3)	L	60	84

Season Notes: Six losses by three or fewer points gave Huskers 9-16 record rather than 15-10 mark...for second straight season, Tom Russell led NU in both scoring (16.5) and rebounding (8.0)...Russell also ranked seventh nationally in field goal percentage at .560...Russell scored then-school-record 38 points in Huskers' 73-70 homecourt loss to Kansas.

1962-63

Overall Record: 6-19
 Conference: 1-13 in Big Eight (8th)
 Home: 4-9 (1-6) Away: 2-10 (0-7)
 Coach: Jerry Bush

A	12/1	Texas Tech	W	68	66
A	12/3	Houston	L	61	68
H	12/8	Air Force	W	43	39
H	12/10	Northern Iowa	W	78	59
H	12/15	Denver	L	54	63
H	12/17	Miami (Ohio)	W	72	69
H	12/21	Southern California	L	49	58
H	12/22	Southern California	L	53	55

Big Eight Holiday Tournament

KC	12/26	Iowa State	L	68	82
KC	12/28	Colorado	L	47	59
KC	12/29	Oklahoma	W	93	86
H	1/7	Colorado	L	47	75
A	1/12	Kansas State	L	53	66
A	1/19	Kansas	L	53	72
H	2/2	Kansas State	L	60	72
A	2/4	Iowa State	L	69	83
H	2/9	Missouri	L	61	69
H	2/11	Iowa State	L	54	75
A	2/16	Oklahoma State	L	41	51
A	2/18	Oklahoma	L	77	84
H	2/23	Kansas	L	39	45
H	2/25	Oklahoma State	W	49	48
H	3/2	Oklahoma	L	75	77
A	3/4	Colorado	L	51	80



Tom Baack (left) and Stu Lantz (right) gave Nebraska two 1,000-point scorers at the same time. The duo helped the Huskers post a 51-24 record, including a 20-win season in 1965-66.

A 3/6 Missouri..... L 72 84
 Season Notes: After a 4-2 start, NU lost 14 of next 15 games, including 10 straight to open Big Eight Conference play...Huskers avert winless conference record and snap 10-game losing streak with 49-48 win over Oklahoma State late in February...season was last for Coach Jerry Bush, who resigned following the season after nine years at the helm...the 19 losses were most ever in one year for a Husker team...Daryl Petsch led team in scoring with 14.8 average, while Charlie Jones was club's top rebounder (8.2).

1963-64

Overall Record: 7-18
 Conference: 5-9 in Big Eight (t-6th)
 Home: 6-5 (4-3) Away: 1-13 (1-6)
 Coach: Joe Cipriano

H	12/2	Wyoming	W	79	72
A	12/6	Michigan (8)	L	55	80
A	12/7	Purdue	L	75	81
H	12/9	Texas Tech	L	60	76
H	12/14	Houston	L	58	64
A	12/20	Southern California	L	73	79
A	12/21	Southern California	L	64	79

Big Eight Holiday Tournament

KC	12/26	Kansas State	L	78	100
KC	12/28	Oklahoma	L	66	75
KC	12/30	Colorado	L	58	80
A	1/6	Iowa State	W	55	52
H	1/11	Missouri (OT)	W	74	69
A	1/14	Kansas	L	48	74
H	1/18	Oklahoma City	W	74	65
A	2/1	Missouri	L	60	78
H	2/3	Kansas State (OT)	L	66	73
H	2/8	Oklahoma (2OT)	W	76	69
H	2/10	Oklahoma State	W	54	53
H	2/15	Colorado	L	52	60
A	2/17	Kansas State	L	48	50
H	2/22	Iowa State	W	57	55
H	2/24	Kansas	L	55	64
A	2/29	Oklahoma State	L	45	81
A	3/2	Oklahoma	L	76	82
A	3/9	Colorado	L	73	89

Season Notes: After guiding Idaho to a 22-5 record in 1962-63, Joe Cipriano was tabbed as the Huskers' 22nd basketball coach, replacing Jerry Bush, who resigned

after the 1962-63 season...NU scored 79-72 win over Wyoming in Cipriano's debut, then lost nine straight before opening Big Eight play with a 55-52 win at Iowa State...Charlie Jones led NU in scoring (12.9) and rebounding (6.8).

1964-65

Overall Record: 10-15
 Conference: 5-9 in Big Eight (t-6th)
 Home: 8-4 (3-4) Away: 2-11 (2-5)
 Coach: Joe Cipriano

A	12/3	Wyoming	L	68	94
H	12/5	Purdue	W	96	85
H	12/7	South Dakota	W	74	63
H	12/12	Michigan (1)	W	74	73
A	12/18	Texas	L	73	77
A	12/20	Texas Tech	L	78	82
H	12/21	California	W	87	80
H	12/22	California	W	63	59

Big Eight Holiday Tournament

KC	12/28	Colorado	L	52	70
KC	12/29	Oklahoma State	L	61	74
KC	12/30	Iowa State	L	62	69
H	1/4	Kansas	L	56	66
A	1/9	Oklahoma State	L	54	93
A	1/11	Oklahoma	L	82	89
H	1/18	Iowa State	W	88	77
H	1/23	Oklahoma State	L	53	55
A	2/6	Colorado	L	52	62
A	2/9	Kansas State	W	62	57
H	2/13	Colorado	W	66	59
A	2/15	Missouri	L	74	92
A	2/20	Iowa State	W	69	65
A	2/23	Kansas	L	62	71
H	2/27	Oklahoma	W	67	63
A	3/2	Missouri	L	66	84
H	3/8	Kansas State	L	67	79

Season Notes: Fred Hare's buzzer-beater gave Huskers 74-73 homecourt upset win over top-ranked Michigan... Hare led NU in both scoring (15.2 ppg) and rebounding (7.4 rpg)...NU started 5-3, then dropped six straight and nine of its next 10 to assure 15th straight losing season.

N 2017-18 NEBRASKA BASKETBALL

ALL-TIME RESULTS



The 1966-67 Huskers went 16-9 and reach the NIT for the school's first-ever postseason berth.

1965-66

Overall Record: 20-5
 Conference: 12-2 in Big Eight (2nd)
 Home: 11-0 (7-0) Away: 9-5 (5-2)
 Coach: Joe Cipriano

A 12/1	Wisconsin	W	101	88
H 12/7	Oregon State	W	75	63
A 12/10	California	L	71	87
A 12/11	California	W	70	68
H 12/14	Texas	W	75	64
H 12/18	South Dakota	W	77	60
H 12/20	Stanford	W	71	67
Big Eight Holiday Tournament				
KC 12/27	Missouri (OT)	W	69	67
KC 12/29	Oklahoma	W	92	79
KC 12/30	Kansas	L	61	71
A 1/4	Iowa State	W	76	74
H 1/8	Missouri	W	82	60
A 1/15	Kansas State	W	82	71
H 1/18	Kansas (6)	W	83	75
H 1/22	Oklahoma	W	86	78
A 2/5	Oklahoma State (OT)	W	45	41
A 2/7	Oklahoma	W	85	81
A 2/8	9/Oklahoma City (OT)	L	81	85
H 2/12	9/Iowa State	W	81	70
A 2/19	9/Missouri	W	71	53
H 2/21	9/Colorado	W	70	63
A 2/26	8/Kansas (6)	L	73	110
H 3/1	9/Kansas State	W	79	69
A 3/5	Colorado	L	88	95
H 3/7	Oklahoma State	W	85	64

Season Notes: The frustration of 15 straight losing seasons was wiped out in the Big Red's 20-5 campaign that ended one win short of a share of the school's first league title in some 15 years...NU headed into the final week of conference play tied with Kansas for the league's top spot, but a loss at Colorado ended the Huskers' title hopes...Huskers posted only second 20-win season in school history, first in 45 seasons...NU moved into the wire service polls, was rated as high as eighth and finished 11th in the final United Press International listing...Grant Simmons was first-team All-Big Eight pick and landed a spot on the USBWA District V all-star team...Stuart Lantz finished second in Big Eight sophomore-of-the-year voting to KU standout Jo Jo White...NU topped century mark for first time ever in 101-88 victory at Wisconsin to open season; later made first appearance in Big Eight Holiday Tournament championship game.

1966-67

Overall Record: 16-9
 Conference: 10-4 in Big Eight (1-2nd)
 Home: 10-1 (6-1) Away: 6-8 (4-3)
 Coach: Joe Cipriano

H 12/2	Oregon	W	79	56
A 12/7	Wyoming	L	98	102
H 12/10	Pacific	W	90	78
H 12/12	Washington State	W	100	75
H 12/13	Washington State	W	80	78
Vanderbilt Invitational*				

N 12/16	La Salle*	L	76	99
N 12/17	Portland*	W	71	69
Big Eight Holiday Tournament				
KC 12/27	Kansas State	L	81	98
KC 12/29	Oklahoma State	W	73	64
KC 12/30	Colorado	L	66	73
A 1/7	Oklahoma State	W	67	57
A 1/9	Oklahoma	L	87	99
H 1/14	Colorado	W	84	80
H 1/26	Oklahoma	W	97	78
H 1/28	Missouri	W	99	82
A 2/4	Kansas State	W	67	59
A 2/7	Kansas (7)	L	58	84
H 2/11	Iowa State	W	94	82
A 2/18	Iowa State	W	76	65
H 2/25	Kansas State	W	79	71
A 2/28	Missouri	W	80	73
H 3/4	Kansas (4)	L	57	64
H 3/6	Oklahoma State	W	88	71
A 3/11	Colorado	L	57	64
National Invitation Tournament				
N* 3/13	Marshall	L	88	119

*Nashville, Tenn.; *New York City, N.Y.

Season Notes: The Big Eight preseason favorite, Nebraska finished second in the league race, three games back of first-place Kansas...Huskers landed first National Invitation Tournament bid ever, but dropped a 119-88 decision to Marshall in the first round at Madison Square Garden...NU posted back-to-back winning seasons for first time since 1948-49 and 1949-50 campaigns...Stuart Lantz earned first-team All-Big Eight recognition and landed a spot on the USBWA District V all-star squad...Tom Baack and Nate Branch were second-team all-league picks...school-record 20-game homecourt win string snapped by Kansas in late February...after season, Coach Cipriano took Huskers on 13-game Latin America tour.

1967-68

Overall Record: 15-10
 Conference: 8-6 in Big Eight (t-3rd)
 Home: 9-1 (6-1) Away: 6-9 (2-5)
 Coach: Joe Cipriano

H 12/4	Cal State Fullerton	W	111	74
H 12/5	South Dakota	W	94	61
A 12/8	Washington State	L	70	93
A 12/9	Washington State	W	91	76
A 12/11	Hawaii	L	74	82
A 12/13	Hawaii	L	72	86
A 12/20	Michigan State	L	70	74
H 12/23	Wyoming	W	82	74
Big Eight Holiday Tournament				
KC 12/28	Oklahoma	W	75	65
KC 12/29	Oklahoma State	W	48	46
KC 12/30	Kansas State	W	66	62
A 1/5	Iowa State	L	70	85
A 1/9	Kansas State	L	62	78
H 1/13	Missouri	W	75	66
H 1/27	Oklahoma	W	110	90
H 2/1	Colorado	W	87	73
A 2/3	Oklahoma State	W	63	62

A 2/5	Oklahoma	W	89	83
H 2/10	Kansas State	W	92	68
A 2/17	Kansas	L	60	71
H 2/19	Oklahoma State	W	82	73
A 2/24	Colorado	L	73	75
H 2/27	Kansas	W	76	69
H 3/1	Iowa State (OT)	L	92	93
A 3/7	Missouri	L	70	91

Season Notes: For the first time ever, NU had two 1,000-point career scorers on the floor at the same time, as Tom Baack and Stuart Lantz reached that plateau during the 1967-68 campaign...Baack finished three-year career with a then-school-record 1,293 points and would later become Husker assistant coach...Lantz logged 1,266 points over his three-year career and was a first-team All-Big Eight pick and a District V all-star as a senior...Lantz was a third-round draft pick of the National Basketball Association's San Diego Rockets and would go on to play eight seasons of pro hoops...Baack was a 10th-round pick of the Detroit Pistons...NU won its first Big Eight Holiday title, scoring wins over Oklahoma, Oklahoma State and Kansas State...Huskers' post third straight .500 or better record, a feat the school hadn't accomplished since a three-year string from 1929 through 1931.

1968-69

Overall Record: 12-14
 Conference: 5-9 in Big Eight (t-6th)
 Home: 8-3 (4-3) Away: 4-11 (1-6)
 Coach: Joe Cipriano

H 11/30	Wisconsin	W	68	55
A 12/6	Oregon State	L	67	79
A 12/7	Oregon	W	85	77
H 12/10	Wichita State (30T)	W	94	92
H 12/14	Augustana (S.D.)	W	73	56
H 12/16	Michigan State	W	73	59
Sun Devil Classic*				
A 12/20	Arizona State*	L	76	83
N 12/21	California* (15)	L	73	86
A 12/23	Arizona	L	63	68
Big Eight Holiday Tournament				
KC 12/26	Kansas (8)	L	56	82
KC 12/28	Oklahoma	W	70	47
KC 12/30	Missouri	W	76	70
H 1/4	Kansas (5)	L	52	56
A 1/7	Kansas State	L	72	95
A 1/25	Iowa State (OT)	L	93	99
H 1/27	Oklahoma State	L	52	76
H 2/1	Missouri	W	87	71
H 2/3	Oklahoma	W	90	83
A 2/8	Colorado (20)	L	81	83
A 2/11	Missouri	L	60	79
H 2/15	Iowa State (OT)	L	74	75
A 2/22	Kansas (16)	L	73	79
H 2/24	Colorado (18)	W	79	65
H 3/1	Kansas State	W	88	71
A 3/6	Oklahoma State	L	63	72
A 3/8	Oklahoma	W	70	64

*Tempe, Ariz.

Season Notes: Leroy Chalk led Big Eight in field goal percentage with a .538 mark and grabbed a then-school-record 257 rebounds...another sophomore, Marvin

Stewart, led NU in scoring with a 14.6 average...Huskers started Big Eight play 0-4, then went 5-5 in final 10 league games.

1969-70

Overall Record: 16-9
 Conference: 7-7 in Big Eight (t-3rd)
 Home: 10-1 (6-1) Away: 6-8 (1-6)
 Coach: Joe Cipriano

H 12/1	California-Irvine	W	76	73
A 12/4	Augustana (S.D.)	W	75	56
A 12/6	Wichita State (OT)	W	81	79
H 12/9	Duquesne (7)	W	82	77
A 12/12	Houston*	L	82	112
N 12/13	Texas A&M*	W	78	69
H 12/15	Northern Michigan	W	92	68
H 12/20	Arizona	W	79	69
Big Eight Holiday Tournament				
KC 12/27	Colorado	L	60	72
KC 12/29	Iowa State	W	74	66
KC 12/30	Kansas (16)	W	78	73
A 1/6	Iowa State	L	70	72
H 1/13	Kansas State	L	64	71
H 1/17	Colorado	W	60	58
A 1/31	Oklahoma	W	70	60
A 2/2	Oklahoma State	L	58	81
H 2/7	Kansas	W	84	73
A 2/10	Colorado	L	59	76
H 2/14	Missouri	W	60	48
A 2/17	Kansas	L	87	100
A 2/21	Kansas State (18)	L	62	69
H 2/23	Oklahoma	W	79	66
A 2/28	Missouri	L	63	80
H 3/2	Oklahoma State	W	61	55
H 3/7	Iowa State	W	87	81

*Houston, Texas

Season Notes: Huskers won nine of first 11 games, and went 7-7 in Big Eight to finish 16-9 overall...Tom Scantlebury led team in scoring with a 14.5 average, but junior Marvin Stewart, the Huskers' top point producer in 1968-69, averaged 14.3 points through 14 games, then missed last 11 games because of academic problems...Leroy Chalk led team in rebounding for second straight season with a 9.4 average.

1970-71

Overall Record: 18-8
 Conference: 8-6 in Big Eight (4th)
 Home: 10-2 (5-2) Away: 8-6 (3-4)
 Coach: Joe Cipriano

A 12/1	Wyoming	W	68	63
H 12/5	Iowa	W	73	71
H 12/7	Northern Iowa	W	95	71
A 12/11	Texas Christian	W	69	64
A 12/12	Southern Methodist	L	75	80
H 12/14	Nevada-Reno	W	116	71
Husker Classic*				
H 12/18	Miami*	W	85	58
H 12/19	Colorado State*	W	69	65
A 12/23	Wichita State	W	72	71
Big Eight Holiday Tournament				
KC 12/28	Oklahoma State	W	71	58
KC 12/29	Colorado	W	77	67
KC 12/30	Kansas (12)	L	52	72
A 1/9	Kansas State	L	69	70
H 1/16	Iowa State	W	84	62
H 1/30	Oklahoma State	W	80	59
A 2/1	Oklahoma	L	67	79
H 2/6	Kansas (5)	L	67	81
A 2/9	Iowa State (OT)	W	69	67
H 2/13	Missouri	W	81	72
A 2/16	Colorado	W	65	63
A 2/20	Oklahoma State	W	57	55
H 2/22	Oklahoma	L	56	65
H 2/27	Missouri	L	65	77
H 3/2	Kansas State	W	87	71
H 3/6	Colorado	W	85	71
A 3/13	Kansas (5)	L	54	59

Season Notes: Marvin Stewart became first NU player to average 20 points in a season, finishing with school-record 21.4 point-per-game average...Stewart led Big Eight in free-throw percentage at .824, became third NU

player to top 1,000-point plateau for career, finished with 1,138 points...Stewart was first-team All-Big Eight pick and was named to all-tourney team at Big Eight Holiday Tournament...Chuck Jura hit then-school-record and Big Eight-best .592 from field...NU won own Husker Classic and later advanced to title game of Big Eight Holiday Tournament for third time ever (lost to KU in title game, 72-52)...Cipriano became first 100-game winner in school history with Huskers' 69-64 win at Texas Christian...Moe Iba joined Cip's staff as freshman coach...KU won Big Eight title with 14-0 record, first unbeaten champ since Kansas State in 1958-59.

1971-72

Overall Record: 14-12
 Conference: 7-7 in Big Eight (4th)
 Home: 11-3 (6-1) Away: 3-9 (1-6)
 Coach: Joe Cipriano

H 12/1	Wyoming	W	81	63
H 12/3	San Diego State	L	61	63
H 12/4	Wichita State	L	61	74
A 12/6	Duquesne	L	53	75
H 12/11	Southern Methodist	W	84	76
Husker Classic*				
H 12/17	Idaho*	W	90	49
H 12/18	La Salle*	W	75	60
A 12/21	Iowa	L	77	86
H 12/23	San Jose State	W	80	63
Big Eight Holiday Tournament				
KC 12/27	Missouri	L	64	76
KC 12/29	Oklahoma State	W	64	56
KC 12/30	Oklahoma	W	84	68
H 1/8	Oklahoma State	W	73	59
H 1/10	Oklahoma	W	77	70
H 1/15	Colorado	W	67	55
A 1/26	Oklahoma State	W	64	63
A 1/29	Kansas (OT)	L	55	57
H 2/1	Kansas State	W	61	60
A 2/7	Oklahoma	L	70	72
H 2/12	Iowa State	W	76	71
A 2/15	Missouri (15)	L	65	80
H 2/19	Kansas	W	99	78
A 2/26	Colorado	L	57	67
H 3/4	Missouri (19)	L	54	61
A 3/6	Iowa State	L	67	76
A 3/11	Kansas State (OT)	L	76	81

Season Notes: Center Chuck Jura was first-team All-Big Eight pick and first-team academic All-Big Eight...Jura led NU in scoring (21.2) and rebounding (11.7)...rebound average was school record and topped Big Eight...Jura finished his career with totals of 1,255 points and 740 rebounds...NU won Husker Classic for second straight season.

1972-73

Overall Record: 9-17
 Conference: 4-10 in Big Eight (11-6th)
 Home: 4-5 (2-5) Away: 5-12 (2-5)
 Coach: Joe Cipriano

H 11/24	North Texas	W	64	46
A 12/1	Wyoming	L	59	65
Mountaineer Classic*				
N 12/8	California*	L	50	75
N 12/9	Air Force*	W	57	53
H 12/11	Texas Christian	W	72	58
Kentucky Invitational**				
A 12/15	Kentucky**	L	60	85
N 12/16	Colorado State**	L	51	57
Big Eight Holiday Tournament				
KC 12/27	Iowa State	L	64	75
KC 12/29	Kansas	W	74	72
KC 12/30	Oklahoma State	L	73	75
N 1/4	Georgia State***	W	63	54
N 1/6	North Carolina*** (9)...	L	62	79
H 1/13	Oklahoma State	L	55	68
H 1/15	Oklahoma	W	74	67
H 1/27	Missouri (7)	L	65	78
A 1/30	Iowa State	L	60	81
H 2/3	Kansas State (18)	L	55	82
H 2/6	Colorado	L	59	67
A 2/10	Kansas	W	59	46
A 2/17	Oklahoma	L	59	67

A 2/19	Oklahoma State	W	76	64
H 2/24	Kansas	W	62	59
H 2/27	Iowa State	L	76	82
A 3/3	Kansas State (16)	L	70	97
A 3/6	Colorado	L	63	71
A 3/10	Missouri (15)	L	70	86

*Morgantown, W.Va.; **Lexington, Ky.; ***Decatur, Ga.; ****Greensboro, N.C.

Season Notes: Without departed All-Big Eight center Chuck Jura, Huskers finished 9-17...NU's last losing season until 1987-88...freshman Jerry Fort led NU in scoring with 14.5 ppg, first Husker fresh ever to lead team in that department.

1973-74

Overall Record: 14-12
 Conference: 7-7 in Big Eight (4th)
 Home: 11-2 (5-2) Away: 3-10 (2-5)
 Coach: Joe Cipriano

H 12/1	Wyoming	W	70	62
H 12/3	Minnesota-Duluth	W	77	50
Vanderbilt Invitational*				
A 12/7	Vanderbilt*	L	58	82
N 12/8	Middle Tennessee St.*	L	65	76
H 12/11	Georgia State (OT)	W	78	75
H 12/14	NW Missouri State	W	67	54
H 12/15	MacMurray	W	76	50
H 12/20	Northern Iowa	W	73	55
Big Eight Holiday Tournament				
KC 12/27	Kansas State (18)	L	47	68
KC 12/28	Oklahoma State	W	69	62
KC 12/29	Kansas	L	66	75
A 1/7	Wichita State	L	58	66
A 1/12	Kansas	L	64	79
H 1/19	Oklahoma	W	63	58
H 1/22	Kansas State	L	65	73
A 1/26	Oklahoma State	L	66	79
A 1/28	Oklahoma	L	63	85
H 2/5	Iowa State (30T)	W	91	88
H 2/9	Missouri	W	75	58
A 2/12	Colorado	L	64	65
A 2/16	Missouri	W	88	87
H 2/23	Oklahoma State	W	71	63
H 2/26	Kansas (15)	L	46	51
A 3/2	Kansas State	W	58	54
H 3/5	Colorado	W	65	42
A 3/9	Iowa State	L	58	76

*Nashville, Tenn.
 Season Notes: Sophomore guard Jerry Fort led NU in scoring for second straight season with 18.0 average and was first-team All-Big Eight pick...Huskers toured Italy following season and finished 2-5 on their three-week journey.

1974-75

Overall Record: 14-12
 Conference: 7-7 in Big Eight (4th)
 Home: 8-3 (5-2) Away: 6-9 (2-5)
 Coach: Joe Cipriano

H 11/30	South Dakota State	W	87	72
Sun Devil Classic*				
N 12/6	Long Beach State*	W	67	55
A 12/7	Arizona State*	L	62	83
A 12/10	North Texas	W	69	56
H 12/14	Wichita State	W	78	65
H 12/17	San Jose State	L	66	80
Indiana Classic**				
N 12/20	Southern Methodist**	W	69	67
A 12/21	Indiana** (2)	L	60	97
H 12/23	Vanderbilt	W	81	66
Big Eight Holiday Tournament				
KC 12/26	Oklahoma (18)	W	75	64
KC 12/28	Kansas	L	62	63
KC 12/30	Kansas State	L	63	80
H 1/18	Kansas State	W	74	61
A 1/22	Oklahoma	W	68	61
H 1/25	Colorado	W	85	59
H 1/29	Oklahoma State	W	73	58
A 2/1	Missouri	L	74	88
A 2/5	Kansas	L	44	72
H 2/8	Iowa State	W	75	62
H 2/12	Oklahoma (OT)	L	57	65



Hammond Hustlers: The nickname given to Hammond, Ind., natives Carl McPipe (left) and Brian Banks during their Husker careers. Two of six 1,000-point scorers from the state of Indiana, McPipe is 13th on the Husker career scoring list and eighth on the career rebounding chart, while Banks is 20th on Nebraska's all-time scoring list with 1,150 points.

A 2/15	Colorado	L	61	62
A 2/19	Kansas State	L	64	65
H 2/22	Missouri	W	80	77
A 2/26	Oklahoma State	W	59	58
H 3/5	Kansas (20T)	L	77	79
A 3/8	Iowa State	L	69	82

*Tempe, Ariz.; **Bloomington, Ind.
 Season Notes: For third straight season, Jerry Fort led NU in scoring at 20.2 points per game, and became only third Husker to ever average 20-plus points in season... Fort earned first-team All-Big Eight honors for second straight year...NU started Big Eight play 4-0, finished first half 5-2, but went 2-5 in second half...three of losses during second half of league schedule were by a combined four points...Fort scored then-school-record 40 points in Huskers' homecourt win over Missouri...his scoring outburst broke the old mark of 38 held by Tom Russell during the 1961-62 season.

1975-76

Overall Record: 19-8
 Conference: 10-4 in Big Eight (3rd)
 Home: 9-4 (5-2) Away: 10-4 (5-2)
 Coach: Joe Cipriano

H 11/28	Illinois	L	58	60
H 11/29	Northwestern	W	79	68
A 12/2	Iowa	L	65	72
H 12/6	Washington (20)	L	63	75
H 12/10	St. Mary's (Calif.)	W	68	57
Roadrunner Invitational*				
N 12/19	Pacific*	W	85	59
A 12/20	New Mexico State*	W	79	75
A 12/22	Vanderbilt	W	68	57
Big Eight Holiday Tournament				
KC 12/27	Kansas	L	66	69
KC 12/29	Oklahoma	W	75	53
KC 12/30	Oklahoma State	W	56	49
H 1/3	South Dakota	W	72	59
H 1/6	South Carolina	W	69	68
A 1/17	Kansas State	W	65	59
H 1/21	Oklahoma	W	68	67
A 1/24	Colorado	W	66	64
A 1/28	Oklahoma State	W	52	48
H 1/31	Missouri (13)	L	57	62
H 2/4	Kansas	W	57	54
A 2/7	Iowa State	W	66	56
A 2/11	Oklahoma	L	60	65
H 2/14	Colorado	W	80	61
H 2/18	Kansas	L	53	65
A 2/21	Missouri (OT, 14)	L	84	95
H 2/28	Oklahoma State	W	60	54
A 3/3	Kansas	W	62	58

H 3/6	Iowa State	W	82	66
-------	------------	---	----	----

*Las Cruces, N.M.
 Season Notes: Jerry Fort was a first-team All-Big Eight selection for third straight season, finished career with then-NU-record 1,882 points...Huskers reached 19-win mark for first time since a 20-5 record in 1965-66...Larry Cox led the Big Eight and set an NU single-season record for field-goal percentage with a .672 mark...Cox shot a Big Eight-record .625 from the field for his career...as a team, the Huskers led the Big Eight and finished eighth nationally in scoring defense, yielding 62.8 points per game...NU says good-bye to the NU Coliseum, the home of Husker basketball since the 1925-26 season, with an 82-66 victory over Iowa State, March 6, 1975.

1976-77

Overall Record: 15-14
 Conference: 7-7 in Big Eight (5th)
 Home: 7-4 (5-2) Away: 8-10 (2-5)
 Coach: Joe Cipriano

H 11/27	Iowa	L	57	71
A 11/29	Washington (OT)	W	59	58
A 12/1	Hawaii-Hilo	L	66	71
A 12/2	Hawaii	W	64	59
A 12/3	Hawaii	W	60	59
H 12/8	Minnesota	L	58	66
A 12/11	Illinois	L	63	67
H 12/13	NW Missouri State	W	88	53
A 12/20	Northwestern	W	71	68
H 12/22	Mankato State	W	64	61
Big Eight Holiday Tournament				
KC 12/28	Colorado	L	50	55
KC 12/29	Iowa State	W	75	55
KC 12/30	Oklahoma	W	66	56
A 1/3	South Carolina	L	49	54
H 1/8	Kansas State	L	52	57
H 1/12	Colorado	W	69	54
A 1/15	Iowa State	W	49	48
H 1/19	Oklahoma	L	58	65
A 1/22	Missouri	L	63	76
H 1/26	Kansas	W	60	57
H 1/29	Oklahoma State	W	66	54
A 2/2	Colorado	W	73	62
H 2/5	Iowa State	W	66	51
A 2/9	Kansas State	L	62	67
H 2/12	Missouri	W	60	58
A 2/16	Oklahoma	L	62	72
A 2/19	Kansas	L	66	74
A 2/23	Oklahoma State	L	60	62
Big Eight Tournament				
A 2/26	Kansas	L	58	61



Joe Cipriano guided the Husker basketball program for 17 years and won 254 games before passing away in 1980. Cipriano led the Huskers to its first three postseason berths in school history.

Season Notes: After some 50 years of play in the NU Coliseum, Nebraska moved into the 15,000-seat NU Sports Complex, which would later be renamed the Bob Devaney Sports Center after the Huskers' longtime football coach and athletic director...Huskers led the Big Eight and ranked sixth nationally in scoring defense at 61.1 points per game, lowest since 1958-59 squad allowed 60.2 points per game...Nebraska and Creighton met for the first time since the 1931-32 season...first year Big Eight sponsored a season-ending tournament to determine league's automatic bid to the NCAA Tournament.

1977-78

Overall Record: 22-8
 Conference: 9-5 in Big Eight (2nd)
 Home: 14-2 (5-2) Away: 7-6 (4-3)
 Coach: Joe Cipriano

H	12/2	Missouri Southern.....	W	61	54
H	12/9	Creighton.....	W	65	58
H	12/10	South Dakota.....	W	74	64
H	12/12	Nevada-Reno.....	W	67	50
H	12/16	California-Davis.....	W	69	64
H	12/17	Mississippi.....	W	80	70
A	12/19	Minnesota.....	W	63	49
H	12/21	Western Illinois.....	W	73	72
H	12/23	Montana State.....	W	104	60
Big Eight Holiday Tournament					
KC	12/27	Oklahoma State.....	W	70	58
KC	12/29	Kansas State.....	L	60	69
KC	12/30	Oklahoma.....	W	75	68
A	1/7	Kansas State.....	W	77	63
A	1/11	Colorado.....	L	64	73
H	1/14	Iowa State.....	L	59	65
A	1/18	Oklahoma.....	W	78	64
H	1/21	Missouri.....	W	56	55
H	1/25	Kansas (8).....	W	62	58
H	1/28	Oklahoma State.....	W	63	57
H	2/1	Colorado.....	W	86	75
A	2/4	Iowa State.....	W	62	56
H	2/8	19/Kansas State.....	W	63	50
A	2/11	19/Missouri.....	L	52	74
H	2/15	Oklahoma.....	L	68	74
A	2/18	Kansas (6).....	L	70	75

A	2/25	Oklahoma State.....	W	67	56
Big Eight Tournament*					
N	2/28	Oklahoma State.....	W	71	63
N	3/3	Missouri.....	L	58	61
National Invitation Tournament					
H	3/8	Utah State.....	W	67	66
A	3/15	Texas (17).....	L	48	67

Season Notes: Nebraska earned first postseason tournament bid since 1966-67, and advanced to second round of NIT before being knocked out by champion Texas...NU tied school record for season victories and its second-place league finish was its highest since 1965-66 season...Brian Banks earned first-team All-Big Eight honors, while Carl McPipe was named one of 12 All-America centers, by Citizens Saving Athletic Foundation...NU led Big Eight and ranked eighth nationally in scoring defense, allowing 62.9 ppg...NU was only Big Eight team to beat league champion Kansas...Coach Cipriano picked up his 200th win at NU with Huskers' victory over Missouri Southern.

1978-79

Overall Record: 14-13
 Conference: 7-7 in Big Eight (5th)
 Home: 9-2 (6-1) Away: 5-11 (1-6)
 Coach: Joe Cipriano

A	11/24	Alabama-Birmingham....	W	64	55
H	11/25	Arkansas Tech.....	W	70	59
H	11/28	Minnesota.....	W	58	48
H	12/2	Purdue.....	L	47	58
A	12/9	Creighton.....	L	61	78
H	12/13	Sacramento State.....	W	91	56
N	12/16	Mississippi*.....	L	67	70
Rebel Roundup**					
N	12/22	UC-Santa Barbara.....	W	75	55
A	12/23	UNLV (18).....	L	63	79
Big Eight Holiday Tournament					
KC	12/28	Missouri (OT).....	W	58	56
KC	12/29	Colorado.....	L	61	74
KC	12/30	Oklahoma.....	W	69	53
A	1/6	Iowa State.....	W	72	68
A	1/13	Colorado.....	L	61	64
H	1/17	Kansas State.....	W	55	53

A	1/20	Missouri.....	L	60	76
H	1/24	Oklahoma.....	W	74	56
H	1/27	Kansas (OT).....	W	66	64
A	1/31	Oklahoma State.....	L	57	66
H	2/3	Colorado.....	W	79	52
A	2/7	Kansas State.....	L	46	58
H	2/10	Iowa State.....	L	46	48
A	2/14	Oklahoma.....	L	58	79
H	2/17	Missouri.....	W	76	64
A	2/21	Kansas.....	L	59	66
H	2/24	Oklahoma State.....	W	76	67

Big Eight Tournament
 A 2/28 Kansas State (2OT)..... L 60 61
 *Biloxi, Miss.; **Las Vegas, Nev.

Season Notes: Huskers led the Big Eight and ranked ninth nationally in team defense at 62.3 ppg...NU's 17-for-17 effort at the free-throw line at Oklahoma State stands as best single-game free-throw percentage mark in school history...Andre Smith was a second-team UPI All-Big Eight pick and led team in scoring at 13.5 ppg...Carl McPipe, one-half of the Huskers' "Hammond Hustlers," was named to USBWA District V all-star team and finished career with 1,300 points...the other half of the "Hammond Hustlers," Brian Banks, ended career with 1,150 points...final year of Big Eight Holiday Tournament, an event that started in 1946.

1979-80

Overall Record: 18-13
 Conference: 8-6 in Big Eight (t-2nd)
 Home: 14-2 (5-2) Away: 4-11 (5-2)
 Coach: Joe Cipriano

Assistant Coach: Moe Iba					
H	11/30	South Dakota State.....	W	100	83
H	12/1	Portland State.....	W	74	52
H	12/3	Eastern Washington.....	W	82	68
H	12/8	Creighton.....	W	64	55
A	12/11	Purdue (9).....	L	56	78
H	12/13	Cal State-Bakersfield....	W	94	80
A	12/15	Minnesota.....	L	58	75
H	12/22	UAB (4OT).....	W	92	84

Rainbow Classic*					
N	12/27	Wisconsin* (OT).....	W	83	82
N	12/29	Hawaii.....	L	55	67
N	12/30	Louisville* (12).....	L	58	65
A	1/2	Idaho.....	L	55	64
H	1/4	Wisconsin-Oshkosh.....	W	96	72
H	1/5	Angelo State.....	W	83	70
A	1/9	Iowa State.....	W	58	50
H	1/12	Missouri (13).....	L	63	84
H	1/16	Kansas.....	W	64	57
A	1/19	Colorado.....	W	53	44
H	1/23	Oklahoma State (OT)....	W	74	73
A	1/26	Kansas State (2OT).....	L	64	66
H	1/30	Oklahoma.....	W	59	58
A	2/2	Missouri (14).....	L	60	73
A	2/5	Kansas.....	W	61	56
H	2/9	Iowa State.....	W	69	66
A	2/13	Oklahoma State.....	L	68	83
H	2/16	Colorado.....	L	55	56
H	2/20	Kansas State.....	W	70	58
A	2/23	Oklahoma.....	L	60	78

Big Eight Tournament
 H 2/26 Oklahoma..... W 75 68
 N 2/29 Kansas State^..... L 59 60

National Invitation Tournament
 A 3/6 Michigan..... L 69 76
 *Honolulu, Hawaii; ^Kansas City, Mo.

Season Notes: Picked to finish sixth in a preseason poll of Big Eight media, NU wound up in second-place tie and earned its third NIT berth...Huskers' had longest game ever, a four-overtime affair, against Alabama-Birmingham...Joe Cipriano, who was stricken with cancer, was named UPI Big Eight Co-Coach of the Year with assistant Moe Iba, who guided Huskers in Cip's absence...Iba was tabbed AP Big Eight Coach of the Year and NABC District 12 Coach of the Year...Andre Smith led team in scoring for second straight season with a 19.4 average and was first-team AP/UPI All-Big Eight performer and AP honorable-mention All-American...Jack Moore was second-team AP All-Big Eight pick.

1980-81

Overall Record: 15-12
 Conference: 9-5 in Big Eight (t-2nd)
 Home: 11-4 (6-1) Away: 4-8 (3-4)
 Coach: Moe Iba

H	11/28	Wyoming (OT).....	L	59	62
H	11/29	Idaho.....	L	53	64
A	12/6	Creighton (OT).....	L	61	66
H	12/9	Penn State.....	W	75	50

Utah Classic*					
N	12/12	Loyola Marymount*.....	W	67	66
A	12/13	Utah*.....	L	55	57
H	12/20	NW Missouri State.....	W	79	59
H	12/22	Colorado State.....	W	54	48
H	12/23	Montana.....	W	69	46
A	12/27	Ball State.....	L	62	67
A	12/30	Arkansas.....	L	52	64
H	1/5	Sonoma State.....	W	84	49
H	1/14	Kansas State.....	W	59	49
A	1/17	Oklahoma State.....	L	70	81
H	1/21	Colorado.....	L	59	62
H	1/24	Missouri.....	W	66	53
A	1/28	Iowa State.....	W	61	56
H	1/31	Kansas (18).....	W	57	54
A	2/4	Oklahoma.....	W	71	59
H	2/7	Oklahoma State.....	W	62	54
A	2/11	Colorado.....	W	57	56
A	2/14	Kansas State.....	L	49	66
H	2/18	Iowa State.....	W	81	61
A	2/21	Missouri.....	L	45	55
A	2/25	Kansas.....	L	49	75
H	2/28	Oklahoma.....	W	90	63

Big Eight Tournament
 H 3/3 Colorado..... L 66 70
 Season Notes: Coach Joe Cipriano died after year-long battle with cancer three days before season opener, and Moe Iba was named Huskers' acting head coach...Iba was UPI Big Eight Coach of the Year for leading NU to its second straight second-place league finish...Andre Smith was AP/UPI Big Eight Player of the Year, first-team AP/UPI All-Big Eight selection, USBWA District V performer and an AP honorable-mention All-American...Smith led league in scoring for conference games only with a 19.5 average, while his 589 field-goal percentage mark for all games topped league...Jack Moore was second-team AP All-Big Eight and a CoSIDA Second-Team Academic All-American...Moore led league in free-throw percentage (.922)...Devaney Center-record crowd of 15,038 watched NU stop Oklahoma State, 62-54.

1981-82

Overall Record: 16-12
 Conference: 7-7 in Big Eight (t-4th)
 Home: 11-3 (5-2) Away: 5-9 (2-5)
 Coach: Moe Iba

A	11/27	Wyoming.....	L	48	62
H	11/30	UW-Stevens Point.....	W	74	45
H	12/5	Creighton.....	W	86	46
H	12/7	South Dakota State.....	W	70	51
A	12/9	Baylor.....	W	64	63
H	12/19	Ball State.....	W	71	57
H	12/21	Penn State.....	L	58	60
A	12/23	Colorado State (OT)....	L	51	58

Holiday Classic*					
N	12/28	Air Force*.....	W	63	47
A	12/29	Northern Iowa*.....	W	53	42
H	1/6	Sacramento State.....	W	93	61
H	1/9	Arkansas (11).....	L	50	51
H	1/13	Kansas.....	W	75	55
H	1/16	Missouri (2).....	L	42	44
A	1/20	Oklahoma State.....	L	50	52
H	1/23	Iowa State.....	W	60	47
A	1/27	Oklahoma.....	L	48	51
A	1/30	Colorado.....	W	74	57
H	2/3	Kansas State (t19).....	L	64	75
A	2/6	Missouri (1).....	W	67	51
H	2/10	Oklahoma State.....	W	75	63
A	2/13	Kansas.....	L	63	66
H	2/15	Oklahoma.....	W	65	51
A	2/20	Iowa State.....	L	61	63
H	2/24	Colorado.....	W	79	57



Jack Moore won the Pomeroy-Naismith Award in 1982 for the nation's top player under six feet. Moore totaled 1,204 points and 382 assists and 184 rebounds in his Husker career.

A	2/27	Kansas State	L	50	67
Big Eight Tournament					
H	3/2	Oklahoma State	W	60	49
N	3/5	Missouri ^A (5)	L	53	58

^ACedar Falls, Iowa; ^KKansas City, Mo.
 Season Notes: NU scored one of its biggest wins ever, a 67-51 victory at 19-0 and No. 1 Missouri...Jack Moore earned Naismith Award, given annually to nation's best player under 6-0 tall, and was AP/UPI first-team All-Big Eight pick and third-team UPI All-American...Moore joined 1,000-point club, finishing career with 1,204 points...Moore hit Big Eight-record .939 from free throw line for season, .901 mark for career was best ever by Big Eight performer and second-best all-time in NCAA Division I history at that time.

1982-83

Overall Record: 22-10
 Conference: 9-5 in Big Eight (t-3rd)
 Home: 17-1 (6-1) Away: 5-9 (3-4)
 Coach: Moe Iba

H	11/26	Denver	W	94	58
A	11/29	Montana	L	51	61
A	12/4	Creighton	W	65	62
H	12/8	UMKC	W	69	50
H	12/11	Baylor	W	59	56
H	12/18	Wyoming	W	68	57
H	12/20	Missouri Western	W	93	43

Hoosier Classic*

N	12/29	Cornell*	W	66	56
N	12/30	Indiana* (1)	L	50	67
N	1/3	Arkansas** (11)	L	58	64
H	1/7	Mesa	W	94	57
H	1/15	SW Missouri State	W	98	46
A	1/18	Iowa State	W	59	54
A	1/22	Colorado	L	69	72
H	1/26	Kansas State	W	59	43
A	1/29	Missouri (13)	L	56	79
H	2/2	Oklahoma	W	60	59
H	2/5	Kansas	W	68	61
A	2/9	Oklahoma State (20T)	L	63	71
H	2/12	Colorado	W	68	56
A	2/16	Kansas State	W	56	45
H	2/19	Iowa State	W	67	66

A	2/24	Oklahoma	L	71	84
H	2/26	Missouri (15)	L	51	54
A	3/2	Kansas	W	60	58
H	3/5	Oklahoma State	W	77	68

Big Eight Tournament
 H 3/8 Iowa State..... W 94 71
 N 3/11 Missouri^A (12)..... L 63 69

National Invitation Tournament

H	3/17	Tulane	W	72	65
H	3/21	Iona	W	85	73
H	3/24	Texas Christian	W	67	57
NY	3/28	DePaul	L	58	68

^AIndianapolis, Ind. ^{**}Little Rock, Ark. ^AKansas City, Mo.
 Season Notes: Nebraska tied school record for victories in a 22-10 season, and advanced further in postseason play than any previous Husker squad by reaching the semifinals of the National Invitation Tournament... freshman Dave Hoppen, who set seven NU freshman records and led the Huskers in scoring with a 13.9 average, was a second-team All-Big Eight pick, and was named to the All-National Invitation Tournament team and the league's all-freshman team.

1983-84

Overall Record: 18-12
 Conference: 7-7 in Big Eight (3rd)
 Home: 11-6 (3-4) Away: 7-6 (4-3)
 Coach: Moe Iba

H	11/26	Augustana (S.D.)	W	113	69
H	11/29	Texas Tech	L	45	59
H	12/3	Creighton	W	65	56
A	12/5	Wisconsin (20T)	W	71	69
H	12/7	NW Missouri State	W	82	61
H	12/10	Arkansas (15)	W	67	54
H	12/17	Northern Iowa	W	90	64
A	12/20	Wyoming	W	67	64

Cotton States Classic*

A	12/28	Georgia Tech*	L	49	66
N	12/29	Michigan State*	L	45	58
H	1/4	Colorado State	W	56	54
H	1/7	NW Missouri State	W	93	67
H	1/14	Eastern Washington	W	105	71
A	1/18	Iowa State	W	64	63
H	1/21	Missouri	L	48	50

A	1/25	Kansas	L	61	77
A	1/28	Colorado	L	57	60
H	2/1	Oklahoma State (OT)	W	54	52
A	2/4	Kansas State	W	47	46
H	2/8	Oklahoma (10)	L	67	78
A	2/11	Missouri (OT)	W	61	56
H	2/15	Kansas	L	66	67
H	2/18	Iowa State	L	48	69
A	2/22	Oklahoma State	W	67	64
H	2/25	Colorado	W	75	67
H	2/28	Kansas State	W	63	56
A	3/1	Oklahoma (6)	L	70	79

Big Eight Tournament
 H 3/7 Kansas State..... L 39 41
 National Invitation Tournament
 A 3/15 Creighton..... W 56 54
 A 3/19 Xavier..... L 57 58

1984-85

Overall Record: 16-14
 Conference: 5-9 in Big Eight (t-5th)
 Home: 12-3 (5-2) Away: 4-11 (0-7)
 Coach: Moe Iba

H	11/29	Southern Colorado	W	89	67
H	12/1	South Dakota	W	101	69
H	12/3	Montana State	W	86	65
A	12/8	Creighton	W	78	73
H	12/10	Wyoming	W	79	65
H	12/12	Wisconsin	W	53	51
A	12/15	Texas Tech (OT)	W	79	74
H	12/22	Washington State	L	58	63

Cable Car Classic*

N	12/28	California-Irvine*	W	73	67
A	12/29	Santa Clara*	L	59	78
A	1/3	Evansville	L	73	80
H	1/9	UW-Stevens Point	W	69	62
A	1/12	Colorado State (20T)	W	88	78
H	1/16	Kansas State	W	75	63
A	1/19	Oklahoma State	L	66	68
H	1/23	Colorado	W	85	67
H	1/26	Missouri	W	74	66
A	1/30	Iowa State	L	65	76
H	2/2	Kansas (19)	L	80	91
A	2/6	Oklahoma (7)	L	74	83
H	2/9	Oklahoma State	W	66	48
A	2/13	Colorado	L	61	64
A	2/16	Kansas State	L	62	68
H	2/21	Iowa State	W	74	57
A	2/23	Missouri	L	50	69
A	2/28	Kansas (11)	L	65	70
H	3/2	Oklahoma (6)	L	62	65

Big Eight Tournament
 A 3/5 Kansas (10)..... L 69 74
 National Invitation Tournament
 H 3/13 Canisius..... W 79 66
 A 3/19 UCLA..... L 63 82

^{*}San Francisco, Calif.
 Season Notes: Nebraska made third straight National Invitation Tournament appearance and posted 12th straight winning season...Dave Hoppen earned first-team All-Big Eight honors for the second straight season and became first Husker to score 700 points in a season, as he finished with 704...Hoppen broke six school records... Brian Carr set four Big Eight assist records, led league in assists per game (8.1) and tied NCAA single-game record of 18 at Evansville.

1985-86

Overall Record: 19-11
 Conference: 8-6 in Big Eight (3rd)
 Home: 10-5 (4-3) Away: 9-6 (4-3)
 Coach: Moe Iba

H	11/23	Wisconsin-Stout	W	71	53
H	11/26	Southern Illinois	W	85	50
A	11/30	Wyoming	W	64	53

H	12/2	California-Irvine	L	80	87
H	12/7	Creighton	W	71	52
A	12/12	Washington State	W	79	72
A	12/14	Montana State	W	76	59
H	12/20	Georgia	L	63	67
H	12/23	Arizona State	W	80	67

Sun Bowl Classic*

N	12/29	Alabama*	L	61	78
N	12/30	Ohio State*	W	69	66
H	1/6	Evansville	W	77	70
H	1/11	NW Missouri State	W	99	56
H	1/15	Kansas (8)	L	70	81
H	1/18	Missouri	L	67	68
A	1/22	Oklahoma State	W	62	61
H	1/25	Iowa State	W	75	58
A	1/29	Oklahoma (6)	L	60	87
A	2/1	Colorado	W	77	60
H	2/5	Kansas State***	L	54	64
A	2/8	Missouri	W	75	66
H	2/12	Oklahoma State	W	68	52
A	2/15	Kansas (3)	L	61	79
H	2/19	Oklahoma (10)	W	66	64
A	2/22	Iowa State	L	73	81
H	2/26	Colorado	W	79	72
A	3/1	Kansas State	W	64	60

Big Eight Tournament^A

N	3/7	Oklahoma State	W	82	75
N	3/8	Iowa State	L	58	75

NCAA Tournament

N	3/14	Western Kentucky**	L	59	67
---	------	--------------------	---	----	----

^{*}El Paso, Texas; ^{**}Charlotte, N.C.; ^{***}Kansas State later forfeited; ^AKansas City, Mo.

Season Notes: Nebraska lost All-Big Eight center Dave Hoppen for season with a knee injury in Feb. 1 game at Colorado, but rebounded to make school's first-ever NCAA Tournament appearance...Huskers' loss to Western Kentucky in NCAA first round was last game for Coach Moe Iba, who resigned following the game... Hoppen was first-team All-Big Eight pick for third straight season, finished career with a school-record 2,167 points and became first Husker basketball player to have his jersey retired (No. 42)...during his career, Hoppen broke or tied 19 school records and five Big Eight Conference marks...Brian Carr became school's all-time assist leader...Bernard Day picked up the slack and shared team MVP award with the three-time All-Big Eight selection.

1986-87

Overall Record: 21-12
 Conference: 7-7 in Big Eight (5th)
 Home: 15-2 (5-2) Away: 6-10 (2-5)
 Coach: Danny Nee

A	11/28	California-Irvine	L	101	109
H	12/1	Oregon	W	76	60
A	12/6	Creighton	L	66	78
A	12/10	Southern Illinois	W	87	85
A	12/14	Texas A&M	L	64	66
H	12/20	Wyoming	W	62	61
H	12/22	Detroit	W	71	55
H	12/27	Missouri-St. Louis	W	89	63

Rochester Classic*

N	12/29	Butler*	W	67	56
N	12/30	San Francisco*	W	66	60
H	1/3	Creighton (OT)	W	70	65
H	1/5	NW Missouri State	W	105	64
H	1/7	Brooklyn	W	62	46
A	1/10	Kansas State	L	82	114
H	1/17	Colorado	W	86	66
A	1/20	Iowa State	L	75	91
A	1/22	Kansas	L	65	86
H	1/28	Missouri	L	71	87
H	2/1	Oklahoma State	W	73	66
H	2/4	Oklahoma (8)	L	66	80
A	2/7	Colorado	W	68	65
H	2/11	Iowa State	W	66	65
H	2/14	Kansas State	W	78	76
A	2/18	Missouri	L	64	80
A	2/21	Oklahoma (13)	L	97	133
A	2/25	Oklahoma State (20T)	W	79	77
H	2/28	Kansas (OT, 16)	W	83	81

Big Eight Tournament^A

HISTORY

N 2017-18 NEBRASKA BASKETBALL

ALL-TIME RESULTS

N	3/6	Kansas State	L	45	47
National Invitation Tournament						
H	3/11	Marquette	W	78	76
H	3/17	Arkansas	W	78	71
H	3/21	Washington	W	81	76
NY	3/24	Southern Mississippi	L	75	82
NY	3/26	Arkansas-Little Rock (OT)	... W	76	67	

*Rochester, N.Y.; *Kansas City, Mo.
 Season Notes: Under the direction of first-year Coach Danny Nee, Nebraska finished 21-12, missed school record for season wins by one, and finished third in the National Invitation Tournament...Huskers recorded their 14th straight winning season and made their fifth straight postseason tourney appearance...Brian Carr was a second-team All-Big Eight pick, ended career with 682 assists, two off the league record of 684 set by Kansas' Cedric Hunter.

1987-88

Overall Record: 13-18
 Conference: 4-10 in Big Eight (7th)
 Home: 8-6 (3-4) Away: 5-12 (1-6)
 Coach: Danny Nee
 Maui Classic*

N	11/27	Villanova*	L	53	70
N	11/28	Baylor*	L	79	82
A	11/29	Chaminade*	W	76	75
H	12/2	Texas A&M	W	92	60

Ameritas Classic**

H	12/4	Lehigh**	W	71	66
H	12/5	Ohio State**	L	63	72
A	12/7	Detroit	W	63	58
A	12/9	Creighton	L	73	88
A	12/12	Oregon	W	67	62
A	12/19	Wyoming (6)	L	58	87
H	12/21	Brooklyn	W	72	44
A	12/30	Drake	L	68	85

H	1/2	Columbia	W	82	62
A	1/4	Furman (OT)	W	75	74
H	1/6	Grambling State (OT)	L	68	71
H	1/16	Missouri	W	70	68
A	1/20	Iowa State (10)	L	76	114
H	1/25	Nebraska-Omaha	W	96	67
H	1/27	Kansas	W	70	68
A	1/30	Colorado	W	63	57
H	2/4	Oklahoma State	L	56	72
A	2/6	Kansas State	L	63	65
H	2/9	Oklahoma (4)	L	77	92
A	2/11	Missouri	L	67	92
A	2/16	Kansas	L	48	70
H	2/21	Colorado	W	75	67
A	2/24	Oklahoma State	L	73	90
H	2/27	Iowa State	L	84	85
H	3/2	Kansas State	L	67	77
A	3/5	Oklahoma (4)	L	93	113

Big Eight Tournament^
 N 3/11 Kansas State L 70 75
 *Lahaina, Hawaii; *Kansas City, Mo.
 Season Notes: Nebraska's strings of 14-straight winning seasons and five consecutive postseason tournament bids both ended, as the Huskers finished 13-18...Rich King and Clifford Scales named to the Big Eight's all-freshman team...Henry T. Buchanan earned honorable-mention All-Big Eight honors and first-team academic All-Big Eight honors...Pete Manning led the Big Eight in field-goal percentage at .590...NU beat eventual national champ for first time, with win over Kansas, 70-68, on a jumper by Beau Reid as time expired.

1988-89

Overall Record: 17-16
 Conference: 4-10 in Big Eight (7th)
 Home: 14-4 (4-3) Away: 3-12 (0-7)
 Head Coach: Danny Nee

H	11/26	Creighton	W	86	77
H	11/30	Michigan State	L	75	77

Ameritas Classic*

H	12/2	North Texas*	W	90	84
H	12/3	San Jose State*	W	90	76
A	12/5	Idaho	L	68	83
A	12/11	Texas Tech	W	71	69
A	12/14	Ohio State (14)	L	76	103
H	12/17	Furman	W	69	56
H	12/23	Drake	W	65	57

Chaminade New Year's Classic**

A	12/28	Chaminade**	W	86	85
N	12/29	Morehead State**	W	81	77
N	12/30	Louisiana State**	L	87	90

H	1/5	Sam Houston State	W	89	70
H	1/9	Oklahoma (4)	L	81	89
H	1/12	Northern Illinois	W	71	56
A	1/14	Oklahoma State	L	69	82
H	1/17	Maryland-Baltimore Co.	W	86	65
H	1/21	Kansas State	L	68	80
H	1/23	Wyoming	W	71	58
H	1/28	Missouri (5)	L	72	89
A	1/31	Iowa State	L	76	88
H	2/4	Kansas (18)	W	74	70
A	2/8	Colorado	L	80	83
A	2/11	Kansas State	L	66	80
H	2/14	Oklahoma State	W	79	77
A	2/19	Missouri (3)	L	63	79
H	2/22	Colorado	W	97	59
H	2/25	Iowa State	W	77	74
A	3/1	Kansas	L	71	80
A	3/4	Oklahoma (4)	L	76	103

Big Eight Tournament^
 N 3/10 Missouri (10) L 70 98
 National Invitation Tournament
 H 3/16 Arkansas State W 81 79
 A 3/20 Ohio State L 74 85
 **Honolulu, Hawaii; *Kansas City, Mo.
 Season Notes: Huskers made second postseason tournament appearance in three seasons under Coach Danny Nee, advanced to second round of NIT...Beau Reid earned third-team academic All-America honors and was first-team academic All-Big Eight pick...Eric Johnson and Rich King earned honorable-mention All-Big Eight honors...Johnson broke then-NU single-season record for steals (68), King set then-school marks for blocks in game (5), season (50) and career (70).

1989-90

Overall Record: 10-18
 Conference: 3-11 in Big Eight (7th)
 Home: 9-6 (2-5) Away: 1-12 (1-6)
 Coach: Danny Nee

H	11/25	UMKC	W	91	76
A	11/27	Miami (Ohio)	L	71	91
A	11/29	Michigan State	L	69	80

Ameritas Classic*

H	12/1	Harvard*	W	117	79
H	12/2	Pepperdine*	W	104	100
A	12/5	Northern Illinois	L	56	65
H	12/9	Texas Tech	W	76	69
H	12/11	Idaho	L	72	79
A	12/14	Creighton	L	83	86
H	12/30	Wagner	W	88	67
H	1/6	Sam Houston State	W	99	91
H	1/8	Kansas (1)	L	93	98
H	1/13	Missouri (5)	L	95	111
H	1/16	Chicago State	W	92	57
A	1/20	Oklahoma State	L	71	84
A	1/22	Wyoming	L	65	95
H	1/27	Iowa State	L	83	91
A	1/31	Oklahoma (9)	L	64	105
H	2/3	Kansas State	W	74	71
A	2/7	Colorado	W	91	82
A	2/10	Missouri (1)	L	85	107
H	2/14	Oklahoma State	L	84	103
A	2/17	Kansas (1)	L	67	94
H	2/21	Oklahoma (10)	L	66	88
A	2/24	Iowa State	L	85	101
H	2/28	Colorado	W	96	82
A	3/3	Kansas State	L	57	80

Big Eight Tournament^

N 3/9 Oklahoma (1) L 65 78
 *Kansas City, Mo.
 Season Notes: NU's top scorer the previous year, Beau Reid sustained a preseason knee injury that limited him for much of the season...Rich King, Clifford Scales, Carl Hayes earned honorable-mention All-Big Eight honors... King set the school career blocks record at 115.

1990-91

Overall Record: 26-8
 Conference: 9-5 in Big Eight (3rd)
 Home: 14-1 (6-1) Away: 12-7 (3-4)
 Coach: Danny Nee
 San Juan Shootout*

N	11/23	Saint Louis*	W	107	79
N	11/24	Illinois*	W	100	73
N	11/25	Murray State*	L	79	81
H	11/28	Michigan State (5)	W	71	69
A	12/3	Eastern Illinois	W	94	64
H	12/6	Creighton	W	97	63
H	12/8	Toledo	W	105	68
A	12/11	Wisconsin	W	75	63

Ameritas Classic**

H	12/14	Tennessee Tech**	W	113	92
H	12/15	Bowling Green**	W	99	85
H	12/22	22/Miami (Ohio)	W	88	73
H	12/28	22/Idaho	W	85	65
A	12/30	22/The Citadel	W	94	80
A	1/2	19/UW-Green Bay	W	70	63
A	1/5	19/Kansas State	W	74	69
A	1/9	18/UMKC	W	97	78
H	1/12	18/Iowa State	W	97	87
A	1/22	14/Colorado	L	69	86
A	1/26	14/Oklahoma (13)	W	111	99
H	1/30	11/Missouri	W	89	75
H	2/2	11/Oklahoma State	L	68	81
A	2/5	15/Kansas (18)	L	77	85
H	2/9	15/Colorado	W	86	72
A	2/13	17/Iowa State	W	65	57
H	2/16	17/Oklahoma	W	105	93
H	2/18	17/Northern Illinois	W	82	73
A	2/20	14/Missouri	L	71	91
H	2/23	14/Kansas State	W	85	78
A	2/27	15/Oklahoma State (12)	L	69	80
H	3/3	15/Kansas (10)	W	85	75

Big Eight Tournament^
 N 3/8 13/Oklahoma (OT) W 117 113
 N 3/9 13/Kansas (12) W 87 83
 N 3/10 13/Missouri L 82 90
 NCAA Tournament***
 N 3/14 11/Xavier L 84 89
 *San Juan, Puerto Rico; ***Minneapolis, Minn.; *Kansas City, Mo.


Season Notes: After three straight seventh-place Big Eight finishes, Nebraska won a school-record 26 games (against eight losses) and made school's second-ever NCAA Tournament appearance...Huskers held a national ranking for a school-record 14 straight weeks, finished with highest rankings ever of No. 9 by UPI and No. 11 by AP...NU finished third in Big Eight race after being tabbed for eighth in preseason poll of league media and made its first-ever appearance in the league's postseason tournament title game...Cornhuskers had school-record tying 14-game win string from late November through late January...Rich King was second-team All-Big Eight pick, finished career with fourth-highest point total in school history (1,475) and would go on to become NU's first-ever NBA first-round draft pick (14th pick, Seattle SuperSonics).

1991-92

Overall Record: 19-10
 Conference: 7-7 in Big Eight (5th)
 Home: 14-2 (5-2) Away: 5-8 (2-5)
 Coach: Danny Nee

H	11/23	Sam Houston State	W	91	42
H	11/25	Southern California	W	93	84
A	11/30	Southern Utah	W	106	101
H	12/2	The Citadel	W	84	61
A	12/4	Michigan State (22)	L	78	101
A	12/7	Creighton	W	90	85
H	12/11	Wisconsin	W	86	67

Ameritas Classic*



The tallest player in school history at 7-2, Rich King was a first-round draft pick of the Seattle SuperSonics. King finished his career as Nebraska's single-season and career record holder in blocked shots.



H	12/20	Texas A&M*	W	91	68
H	12/21	Eastern Washington*	W	102	67
H	12/30	UW-Green Bay.....	W	76	68
A	1/2	Toledo.....	W	57	52
H	1/4	Eastern Illinois.....	W	81	68
A	1/11	Colorado.....	W	84	74
H	1/18	Missouri (13).....	L	73	83
H	1/20	UMKC.....	W	74	71
A	1/25	Kansas (5).....	L	78	103
H	1/28	Oklahoma (18).....	L	76	79
H	2/1	Iowa State.....	W	68	63
H	2/5	Oklahoma State (2).....	W	85	69
A	2/8	Kansas State.....	L	66	70
A	2/17	Missouri (9).....	L	61	87
H	2/19	Kansas (OT, 3).....	W	81	79
A	2/22	Iowa State (23).....	W	80	70
A	2/26	25/Oklahoma St. (14).....	L	51	72
H	2/29	25/Colorado.....	W	84	70
H	3/4	Kansas State.....	W	91	62
A	3/7	Oklahoma.....	L	97	106

Big Eight Tournament*					
N	3/13	Oklahoma (24).....	L	85	107

NCAA Tournament					
N	3/19	Connecticut**.....	L	65	86

**Cincinnati, Ohio; *Kansas City, Mo.
 Season Notes: Nebraska made back-to-back NCAA Tournament appearances for the first time ever...picked to finish sixth in a preseason poll of Big Eight media, the Huskers were fifth at 7-7...Huskers' appearance at No. 25 in the Feb. 24 AP poll marked first time NU had been rated in consecutive years...eight of 10 losses were to nationally ranked opponents and all 10 were to postseason tournament teams...two biggest wins of the season came in February, an 86-65 decision over 20-0 and No. 2 Oklahoma State and an 81-79 overtime victory over No. 3 Kansas two weeks later...Jamar Johnson was second-team All-Big Eight pick...Derrick Chandler broke NU single-season record for blocked shots and finished year with second-highest one-year total in Big Eight history (91).

1992-93

Overall Record: 20-11					
Conference: 8-6 in Big Eight (t-2nd)					
Home: 14-2 (5-2) Away: 6-9 (3-4)					
Coach: Danny Nee					
Ameritas Classic*					
H	12/4	25/Colgate.....	W	108	76
H	12/5	25/Kent State*.....	W	85	61
H	12/7	25/The Citadel.....	W	86	46
H	12/10	25/Creighton.....	W	100	83
A	12/12	25/Wichita State.....	W	71	64
H	12/19	20/Appalachian St.....	W	93	83
H	12/21	17/Texas-Arlington.....	W	116	95
A	12/23	17/Southern California... L	64	74	

Rainbow Classic**					
N	12/28	20/Michigan** (6).....	L	73	88
N	12/29	20/Southwestern La.** ... L	80	109	
N	12/30	20/Fordham**.....	W	79	55
H	1/2	20/Eastern Illinois.....	W	70	54
H	1/5	Southern Utah.....	W	100	85
A	1/9	UMKC.....	W	66	65
A	1/14	Oklahoma (10).....	L	89	102
A	1/16	Oklahoma State.....	L	73	78
H	1/20	Sacramento State.....	W	86	70
H	1/23	Kansas State.....	L	64	66
A	1/25	Colorado.....	W	82	67
H	1/30	Missouri (OT).....	W	88	87
A	2/3	Iowa State.....	L	69	96
H	2/7	Kansas (3).....	W	68	64
A	2/13	Kansas State (23).....	W	80	59
H	2/15	Oklahoma State.....	L	63	73
A	2/21	Missouri.....	W	76	75
H	2/24	Colorado.....	W	76	67
H	2/27	Iowa State.....	W	91	87
A	3/3	Kansas (8).....	L	83	94
H	3/7	Oklahoma.....	W	94	83

Big Eight Tournament*					
N	3/12	Kansas State.....	L	45	47

NCAA Tournament					
N	3/19	New Mexico State*** (24).....	L	79	93

Honolulu, Hawaii; *Syracuse, N.Y.; *Kansas City, Mo.

Season Notes: For third straight season, Nebraska earns an NCAA Tournament invite...second time in three seasons that Cornhuskers win 20 games...Nee becomes first person in NU history to coach three 20-game winners...Eric Piatkowski earned first-team All-Big Eight honors, the first Husker honored since Dave Hoppen earned the last of three straight awards in 1985-86...Piatkowski became 16th player in school history to reach the 1,000-point plateau...Nebraska began year ranked 25th in AP poll, was ranked in six of first seven polls before falling out...Huskers' 21-point win at Manhattan, Kan., was their largest on the road in conference play since the 1931-32 season.

1993-94

Overall Record: 20-10
 Conference: 7-7 in Big Eight (4th)
 Home: 13-3 (5-2) Away: 7-7 (2-5)
 Coach: Danny Nee

H	11/27	Texas-San Antonio.....	W	96	85
H	11/28	Texas.....	L	75	78
A	12/1	Appalachian State.....	L	82	91
Ameritas Classic*					
H	12/3	Ohio*.....	W	94	68
H	12/4	Portland*.....	W	111	85
A	12/9	Creighton.....	W	67	53
H	12/11	Wichita State.....	W	94	72
A	12/18	Michigan State.....	W	85	81
H	12/20	Florida A&M.....	W	86	61
H	12/31	Northern Iowa.....	W	70	63
A	1/3	Iowa State.....	W	78	72
H	1/5	Southern Utah.....	W	89	85
H	1/8	Colorado.....	W	106	67
H	1/15	UMKC.....	W	92	71
A	1/19	Colorado.....	L	81	86
H	1/24	Missouri (24).....	L	73	89
H	1/29	Oklahoma.....	L	76	79
A	2/6	Kansas (3).....	L	87	94
A	2/9	Kansas State.....	W	76	68
H	2/12	Iowa State.....	W	102	96
A	2/14	Oklahoma (OT).....	L	111	115
A	2/19	Oklahoma State.....	L	80	98
H	2/23	Kansas (10).....	W	96	87
H	2/26	Kansas State.....	W	86	77
H	3/2	Oklahoma State (21).....	W	89	81
A	3/5	Missouri (6).....	L	78	80

Big Eight Tournament*					
N	3/11	Oklahoma.....	W	105	88
N	3/12	Missouri (3).....	W	98	91
N	3/13	Oklahoma State (23).....	W	77	68

NCAA Tournament
 N 3/17 22/Pennsylvania**..... L 80 90
 **Long Island, N.Y.; *Kansas City, Mo.
 Season Notes: For first time in school history, NU recorded back-to-back 20-win seasons, as Huskers finished 20-10 overall en route to a fourth straight NCAA Tournament appearance...after 1-2 start, NU ran off 11-straight wins, a streak highlighted by road wins at Michigan State and Iowa State (snapped Cyclones' 22-game homecourt win streak)...Huskers were 4-6 in Big Eight with four games to play, but rallied to win three of their last four, then went on to capture first-ever Phillips 66 Big Eight Tournament title...Eric Piatkowski earned first-team All-Big Eight honors for second straight season, averaged 21.5 points and finished his career as No. 2 scorer in school history with 1,817 points...Bruce Chubick earned first-team Phillips 66 Academic All-Big Eight honors for third straight season...NU was ranked 22nd in final AP poll, marking fourth straight season it appeared in the rankings, and only third time in school history it had been ranked in season-ending poll.



1990-91: 26-8 RECORD



1991-92: 19-10 RECORD




1992-93: 20-11 RECORD



1993-94: 20-10 RECORD

The Huskers made a school-record four straight NCAA Tournament appearances from 1991 to 1994.



Andre Smith (left) was named the Big Eight Player of the Year in 1981 and earned honorable-mention All-America honors in each of his final two seasons at Nebraska. Venson Hamilton (right) earned Big 12 Player-of-the-Year honors, averaging 15.7 points and 10.2 rebounds per game in 1998-99. Hamilton holds NU career marks for rebounds (1,080) and blocked shots (241).

1994-95

Overall Record: 18-14
 Conference: 4-10 in Big Eight (7th)
 Home: 11-6 (2-5) Away: 7-8 (2-5)
 Coach: Danny Nee
 San Juan Shootout*

N	11/25	Northeast Louisiana ^A	W	99	77
N	11/26	Virginia Tech ^A	L	81	87
N	11/27	Coll. of Charleston ^A	W	74	72

Ameritas Classic*

H	12/2	Morehead State*.....	W	96	55
H	12/3	Idaho State*.....	W	98	72
H	12/7	Creighton.....	W	85	57
H	12/10	Michigan St. (15, OT).....	W	96	91
H	12/17	Western Illinois.....	W	69	62
H	12/21	Northeastern Illinois.....	W	101	60
A	12/22	Northern Iowa (OT).....	W	95	88
H	12/29	23/Delaware State.....	W	94	52
H	12/31	23/Appalachian St.....	W	108	71
A	1/4	19/Texas.....	L	74	102
H	1/7	19/Missouri.....	L	74	82
A	1/9	Long Beach State.....	W	82	71
H	1/12	Kansas State.....	W	78	56
A	1/18	UMKC.....	W	63	60
A	1/23	Kansas (7).....	L	67	84
A	1/28	Oklahoma (25).....	L	72	82
H	2/1	Oklahoma State.....	L	65	82
H	2/5	Oklahoma (24).....	W	71	59
A	2/8	Colorado.....	W	100	86
A	2/11	Iowa State (19, OT).....	L	69	72
H	2/14	Kansas (3).....	L	68	91
A	2/18	Oklahoma State (22).....	L	53	93
A	2/22	Missouri (14).....	W	78	75
H	2/25	Colorado.....	L	74	80
A	3/1	Kansas State.....	L	73	75
H	3/5	Iowa State (24).....	L	77	79

Big Eight Tournament%

N	3/10	Oklahoma State (19).....	L	48	68
---	------	--------------------------	---	----	----

National Invitation Tournament

H	3/16	Georgia.....	W	69	61
H	3/21	Penn State.....	L	59	65

*San Juan Shootout, San Juan, P.R.; ^AKansas City, Mo.
 Season Notes: Nebraska reached the second round of the NIT in its fifth straight postseason appearance...Huskers climbed as high as 18th (CNN/USA Today) and 19th (AP) in the national polls...Jaron Boone earned second-team All-Big Eight honors and set then-single-season school records for 3-point field goals and 3-point attempts... Erick Strickland, a Big Eight All-Defensive team member, established then-school record for steals in a season (89)...Nebraska won 18 games for only the 15th time and the sixth time under Danny Nee.

1995-96

Overall Record: 21-14
 Conference: 4-10 in Big Eight (7th)
 Home: 11-5 (3-4) Away: 10-9 (1-6)
 Coach: Danny Nee
 Big Island Invitational^A

N	11/24	Toledo ^A	W	72	59
N	11/25	Oregon ^A (OT).....	W	114	106
N	11/26	Minnesota ^A	W	96	85

Ameritas Classic*

H	12/1	Georgia Southern*.....	W	82	59
H	12/2	Grambling State*.....	W	96	80
A	12/6	Creighton.....	W	88	67
A	12/9	Minnesota.....	L	80	91
H	12/16	Northern Iowa.....	L	104	109
H	12/18	Northeast Illinois.....	W	94	76
H	12/20	Delaware State.....	W	88	41

Far West Classic%

N	12/29	Oregon%.....	W	99	76
N	12/30	Mississippi St.% (17).....	L	66	69
H	1/3	Texas (23).....	W	85	69
H	1/6	Long Beach State.....	W	69	68
H	1/10	Colorado.....	W	79	74
A	1/13	Oklahoma (30T).....	L	100	117
H	1/17	UMKC.....	W	87	69
A	1/20	Oklahoma State.....	W	66	57
H	1/24	Missouri.....	W	76	58
H	1/28	Kansas (3).....	L	73	88
A	1/31	Kansas State.....	L	68	77
H	2/3	Iowa State.....	L	65	75
A	2/7	Missouri.....	L	98	99
A	2/10	Iowa State (21).....	L	59	74
H	2/17	Oklahoma State.....	L	57	72
A	2/19	Kansas (5).....	L	71	81
H	2/25	Oklahoma (OT).....	L	76	80
A	2/28	Colorado.....	L	64	78
H	3/3	Kansas State.....	W	70	66

Big Eight Tournament^A

N	3/8	Iowa State (23).....	L	60	62
---	-----	----------------------	---	----	----

National Invitation Tournament

A	3/14	Colorado State.....	W	91	83
H	3/19	Washington State.....	W	82	73
A	3/22	Fresno State.....	W	83	71
NY	3/26	Tulane#.....	W	90	78
NY	3/28	St. Joseph's#.....	W	60	56

^AHilo, Hawaii; * Lincoln, Neb. % Far West Classic, Portland, Ore.; ^AKansas City, Mo.
 Season Notes: The Huskers captured the NIT title, Nebraska's first national tournament title of any kind...1995-96 marked the end of NU's five-year stretch being ranked in the national polls at least one week during the season...Erick Strickland earned second-team

All-Big Eight honors, was named to the Big Eight All-Defensive team and was the NIT Most Valuable Player... Tyrronn Lue was a first-team Big Eight All-Freshman selection and was named to the NIT All-Star team.

1996-97

Overall Record: 18-15
 Conference: 7-9 in Big 12 (7th)
 Home: 13-3 (6-2) Away: 5-12 (1-7)
 Coach: Danny Nee

A	11/23	Texas (17) (OT).....	L	81	83
H	11/26	Weber State.....	W	83	66
H	11/30	Oregon State.....	W	75	67
H	12/3	Texas-San Antonio.....	W	79	76

Ameritas Classic*

H	12/6	Coppin State*.....	W	88	72
H	12/7	Bowling Green*.....	W	73	68
A	12/11	UMKC.....	W	76	64
H	12/21	Minnesota (16).....	L	56	70

Puerto Rico Holiday Classic@

N	12/30	Old Dominion@.....	W	72	66
N	12/31	Cincinnati (6)@.....	L	73	84
N	1/1	Bowling Green @.....	L	55	58
A	1/4	Colorado.....	L	73	79
H	1/8	Creighton.....	W	71	52
H	1/11	Texas A&M.....	W	74	72
H	1/15	Kansas State (OT).....	W	87	77
H	1/18	Missouri.....	W	76	53
A	1/22	Missouri.....	L	74	75
A	1/25	Oklahoma.....	L	77	84
H	1/29	Iowa State (11).....	L	67	77
A	2/1	Kansas (1) (OT).....	L	77	82
H	2/5	Colorado (15).....	W	77	69
A	2/8	&Texas Tech (23).....	L	74	87
A	2/10	Kansas State.....	L	53	61
A	2/13	Northern Iowa.....	W	77	69
H	2/16	Texas.....	W	79	67
A	2/19	Baylor.....	L	60	71
A	2/22	Iowa State (7) (OT).....	W	74	69
H	2/26	Oklahoma State.....	W	77	68
H	3/2	Kansas (1).....	L	65	85

Phillips 66 Big 12 Tournament^A

N	3/6	Missouri#.....	L	72	78
---	-----	----------------	---	----	----

National Invitation Tournament

H	3/12	Washington.....	W	67	63
A	3/18	Nevada.....	W	78	68
A	3/21	Connecticut.....	L	67	76

* Ameritas Classic, Lincoln, Neb.; @ Puerto Rico Holiday Classic, Bayamon, P.R.; ^AKansas City, Mo.; & Texas Tech later forfeited game
 Season Notes: Nebraska won 18 or more games for the seventh straight year and reached postseason play for the seventh straight year...the Huskers defeated a ranked team for the seventh straight season with wins over Colorado and Iowa State...NU appeared in the NIT for the third consecutive season...Mikki Moore became NU's all-time blocked shot leader...Tyrronn Lue earned second-team All-Big 12 honors...Cookie Belcher was a first-team All-Big 12 Rookie selection...NU was 13-3 at home, losing only to Kansas, Iowa State and Minnesota, three teams that advanced to the NCAA Sweet 16.

1997-98

Overall Record: 20-12
 Conference: 10-6 in Big 12 (4th)
 Home: 13-2 (6-2) Away: 7-10 (4-4)
 Coach: Danny Nee

H	11/16	UNC Greensboro.....	W	75	51
H	11/19	Western Illinois.....	W	86	57
H	11/22	New Orleans.....	W	81	66
H	11/25	Colorado State.....	W	64	57
H	11/29	Texas-San Antonio.....	W	68	59
A	12/1	Tulsa.....	L	68	85

Ameritas Classic*

H	12/5	UNC Wilmington*.....	W	85	68
H	12/6	Grambling State*.....	W	85	48
A	12/10	Creighton.....	L	73	84
A	12/13	Minnesota.....	W	70	66

Rainbow Classic@

N	12/27	Virginia@.....	W	80	65
A	12/29	Hawaii@.....	L	62	87
N	12/30	Vanderbilt@.....	L	69	80

A	1/3	Kansas (2).....	L	76	96
A	1/7	Oklahoma State.....	W	67	62
H	1/11	Colorado.....	W	87	72
H	1/18	Oklahoma.....	W	53	43
A	1/21	Texas.....	L	91	105
H	1/24	Iowa State.....	W	63	49
A	1/28	Kansas State.....	L	49	72
H	2/1	Kansas (5).....	L	71	82
A	2/4	Missouri (OT).....	L	76	81
H	2/7	Kansas State.....	L	63	69
A	2/11	Texas A&M.....	W	75	58
H	2/14	Baylor.....	W	66	55
H	2/18	Missouri (OT).....	W	67	66
A	2/21	Colorado.....	W	79	71
H	2/25	Texas Tech.....	W	82	65
A	2/28	Iowa State.....	W	70	62

Phillips 66 Big 12 Tournament^A

N	3/6	Baylor.....	W	65	46
N	3/7	Kansas (4).....	L	59	91

NCAA Tournament

N	3/12	Arkansas (17)%.....	L	65	74
---	------	---------------------	---	----	----

* Ameritas Classic, Lincoln, Neb.; @ Rainbow Classic, Honolulu, Hawaii; % NCAA Tournament, Boise, Idaho; ^AKansas City, Mo.
 Season Notes: Nebraska's school record of consecutive postseason appearances reached eight seasons... Nebraska won 20 games for the fifth time in eight seasons and the sixth time under Danny Nee...NU made its first NCAA Tournament appearance since 1994, but failed to pick up its first NCAA win...Nebraska posted seven consecutive wins against league foes for the first time in 20 seasons...NU's 10-6 league record was its best since a 9-5 Big Eight mark in 1990-91...Tyrronn Lue was a first-team All-Big 12 choice and became NU's 19th, 1,000-point scorer and was a first-round NBA draft choice...Venson Hamilton broke the single-season rebounding record.

1998-99

Overall Record: 20-13
 Conference: 10-6 in Big 12 (t-5th)
 Home: 12-4 (6-2) Away: 8-9 (4-4)
 Coach: Danny Nee

H	11/14	UNC Greensboro.....	W	79	59
N	11/19	Villanova*.....	L	60	75
N	11/21	Washington State*.....	W	95	84
N	11/22	Wisconsin*.....	L	41	78
H	11/28	North Carolina A&T.....	W	65	47
H	12/1	Tulsa.....	L	49	52

Ameritas Classic**

H	12/4	SW Texas State**.....	W	63	54
H	12/5	Colgate**.....	W	60	48
H	12/9	Creighton.....	W	76	60
A	12/12	Colorado State.....	L	49	75
H	12/19	Minnesota (17).....	L	51	55
A	12/27	San Francisco.....	W	62	52
A	12/30	UMKC.....	W	81	65
A	1/2	Missouri.....	L	57	80
H	1/10	Texas.....	L	76	89
H	1/13	Kansas State.....	W	70	61
A	1/16	Baylor.....	W	68	55
A	1/20	Oklahoma (25).....	W	96	81
H	1/23	Colorado.....	W	72	55
H	1/27	Kansas (20).....	W	84	69
A	1/30	Iowa State.....	L	47	52
A	2/3	Colorado.....	W	57	52
H	2/6	Missouri (24).....	W	69	61
A	2/10	Kansas (24).....	W	64	59
H	2/13	Iowa State.....	W	59	57
H	2/17	Oklahoma State.....	L	48	60
A	2/20	Texas Tech.....	L	68	73
A	2/24	Kansas State.....	L	45	62
H	2/27	Texas A&M.....	W	87	68

Phillips 66 Big 12 Tournament^A

N	3/4	Texas Tech.....	W	69	50
N	3/5	Kansas.....	L	53	77

National Invitation Tournament

H	3/10	UNLV.....	W	68	55
A	3/15	TCU.....	L	89	101

* Top of the World Classic, Fairbanks, Alaska;
 ** Lincoln, Neb. ^AKansas City, Mo.
 Season Notes: Nebraska's school record of consecutive

postseason appearances reached nine seasons... Nebraska won 20 games for the sixth time in nine seasons, the seventh time under Danny Nee...senior center Venson Hamilton was named first-team All-Big 12, the Big 12 Player of the Year and an honorable-mention All-American...Hamilton also became NU's all-time leader in rebounding, blocked shots and games played and joined NU's 1,000-point club...junior guard Cookie Belcher broke the NU single-game, season and career steals record and was a third-team All-Big 12 pick...NU swept Kansas for the first time since 1983 and also won at Lawrence for the first time since the same season...NU won 10 conference games for the second straight season and posted four straight wins against nationally ranked opponents for the first time ever.

1999-2000

Overall Record: 11-19
 Conference: 4-12 in Big 12 (t-8th)
 Home: 10-6 (4-4) Away: 1-13 (0-8)
 Coach: Danny Nee

H 11/23	Eastern Illinois (20T).....	W	81	78
Hoop and Quill Classic*				
N 11/26	Southern Mississippi*.....	L	48	75
N 11/27	Northwestern*.....	W	61	52
N 11/28	Rutgers*.....	L	62	81
Ameritas Classic**				
H 12/3	Western Carolina***.....	L	72	74
H 12/4	Monmouth**.....	W	63	47
A 12/9	Creighton.....	L	72	89
H 12/11	Pittsburgh.....	W	69	57
N 12/18	Arizona (4)***.....	L	59	80
H 12/20	San Francisco.....	L	60	64
H 12/22	Oral Roberts.....	W	80	65
H 12/31	Minnesota.....	W	90	78
H 1/4	Pacific.....	W	92	68
A 1/8	Kansas State.....	L	79	97
H 1/12	Iowa State.....	L	65	66
A 1/15	Kansas (8).....	L	82	97
H 1/19	Texas Tech.....	W	70	67
H 1/22	Baylor.....	W	69	55
A 1/25	Texas (17).....	L	55	82
H 1/29	Kansas State.....	W	81	72
H 2/5	Missouri.....	L	78	84
A 2/8	Colorado.....	L	58	70
A 2/12	Iowa State (17).....	L	65	87
H 2/14	Oklahoma (20).....	L	54	62
A 2/19	Oklahoma State (8).....	L	55	94
H 2/23	Kansas (23).....	L	58	83
H 2/26	Colorado.....	W	69	64
A 3/1	Missouri.....	L	72	86
A 3/4	Texas A&M (OT).....	L	76	83
Phillips 66 Big 12 Tournament*				
N 3/9	Baylor.....	L	55	63

*Hoop and Quill Classic, St. Charles, Mo.; ** Lincoln, Neb.; *** Las Vegas Showdown, Las Vegas, Nev. ^Kansas City, Mo.
 Season Notes: Danny Nee established a new school record for coaching victories with 254...NU tied the school record for losses with 19 and did not win a game on an opponent's home court for the first time since 1960...Kimani Ffriend earned second-team All-Big 12 honors, and Larry Florence and Steffon Bradford were honorable-mention picks.

2000-01

Overall Record: 14-16
 Conference: 7-9 in Big 12 (7th)
 Home: 8-6 (5-3) Away: 6-10 (2-6)
 Coach: Barry Collier

A 11/18	Oral Roberts.....	L	83	87
H 11/21	Eastern Illinois.....	W	85	71
H 11/27	Winthrop.....	W	65	44
A 12/2	Pittsburgh.....	L	51	52
Husker Classic#				
H 12/8	UMKC#.....	L	71	82
H 12/9	Alaska-Fairbanks#.....	W	84	55
FedEx Orange Bowl Classic%				
N 12/16	Miami%.....	W	72	64
San Juan Shootout^				
N 12/20	Iona^.....	W	81	80
N 12/21	Kent State^.....	W	69	68

N 12/22	Southern Methodist^.....	W	72	70
A 12/28	Minnesota (OT).....	L	70	74
H 12/30	Murray State.....	L	71	79
H 1/2	Creighton.....	L	51	62
A 1/6	Missouri.....	L	66	68
H 1/13	Texas (22).....	W	80	67
A 1/17	Kansas (5).....	L	62	84
H 1/20	Iowa State (23).....	L	59	60
H 1/24	Missouri.....	W	85	79
A 1/27	Oklahoma (24).....	L	66	77
A 1/30	Kansas State.....	W	63	61
H 2/3	Colorado.....	L	57	60
H 2/7	Oklahoma State (OT).....	W	78	75
A 2/10	Baylor.....	L	58	69
H 2/14	Kansas State.....	W	82	56
A 2/17	Colorado (OT).....	W	87	82
A 2/21	Texas Tech.....	L	64	65
H 2/25	Kansas (10).....	L	74	78
H 2/28	Texas A&M.....	W	97	69
A 3/3	Iowa State (8).....	L	73	86
Phillips 66 Big 12 Tournament*				
N 3/8	Kansas State.....	L	58	62

#Lincoln, Neb.; %Miami, Fla.; ^Carolina, P.R.
 *Kansas City, Mo.
 Season Notes: Barry Collier became the 25th head coach in school history when he took over the program...senior Cookie Belcher set the Big 12 record and finished third in NCAA history with 353 steals...Nebraska recorded a five-game winning streak in mid-December, while winning the San Juan Shootout title...Belcher ended his illustrious career by earning second-team All-Big 12 honors...Kimani Ffriend and Steffon Bradford were tabbed honorable-mention all-conference.

2001-02

Overall Record: 13-15
 Conference: 6-10 in Big 12 (t-7th)
 Home: 12-4 (5-3) Away: 1-11 (1-7)
 Coach: Barry Collier

H 11/20	North Carolina A&T.....	W	69	57
H 11/24	Winthrop.....	W	73	65
H 11/28	Texas-San Antonio.....	W	81	63
H 12/2	Wofford.....	W	65	46
H 12/5	Western Illinois.....	W	72	53
H 12/8	Oral Roberts.....	W	61	55
A 12/12	Creighton.....	L	70	76
H 12/15	Sam Houston State.....	L	70	74
A 12/22	Minnesota.....	L	72	81
A 12/29	Pacific.....	L	52	75
H 1/2	Savannah State.....	W	66	47
A 1/5	Missouri (17).....	L	53	60
A 1/9	Kansas (1).....	L	57	96
H 1/12	Colorado.....	W	75	67
H 1/16	Oklahoma (5).....	L	51	78
A 1/19	Texas.....	L	66	77
A 1/23	Oklahoma State (11).....	L	63	70
H 1/26	Iowa State (OT).....	W	86	84
H 1/30	Texas Tech (20).....	W	80	69
A 2/5	Colorado.....	L	61	84
H 2/9	Kansas State.....	W	99	82
H 2/13	Missouri.....	L	71	87
A 2/16	Iowa State.....	L	79	85
A 2/20	Texas A&M.....	W	82	72
H 2/24	Kansas (1).....	L	87	88
H 2/27	Baylor.....	W	75	55
A 3/2	Kansas State.....	L	58	67
Phillips 66 Big 12 Tournament*				
N 3/7	Colorado.....	L	60	67

*Kansas City, Mo.
 Season Notes: Senior Cary Cochran set Nebraska career, season and single-game records for 3-pointers, and finished third in Big 12 history with 268...Cochran led the nation in free-throw percentage and finished second in NU single-season history...NU recorded six straight victories to open the season, and finished with a 12-4 mark at the Devaney Center...Cochran and senior John Robinson II were selected honorable-mention All-Big 12 (coaches)...Cochran and Brian Conklin were named to the academic All-Big 12 first-team, and Cochran was selected to the Verizon Academic All-District first-team.

2002-03

Overall Record: 11-19
 Conference: 3-13 in Big 12 (12th)
 Home: 9-6 (3-5) Away: 2-13 (0-8)
 Coach: Barry Collier

Top of the World Classic!

N 11/21	Centenary!.....	W	68	45
N 11/23	Alaska-Fairbanks!.....	L	61	64
N 11/24	Ball State!.....	L	65	73
H 12/1	Texas-San Antonio.....	W	69	53
A 12/5	South Florida.....	L	60	65
H 12/8	Minnesota (20).....	W	80	60
H 12/14	IPFW.....	W	63	46
H 12/21	Creighton (20).....	L	73	81
ASU Hoops Classic#				
N 12/27	UC Santa Barbara#.....	W	60	57
A 12/28	Arizona State#.....	L	63	75
H 12/31	Eastern Washington.....	W	63	60
H 1/4	Denver (OT).....	W	79	75
H 1/7	Lipscomb.....	W	70	60
A 1/11	Kansas (14).....	L	59	92
H 1/15	Texas A&M.....	L	52	53
H 1/18	Colorado (OT).....	W	80	77
A 1/22	Kansas State.....	L	53	77
A 1/25	Iowa State.....	L	61	71
H 1/29	Missouri (25).....	L	56	63
H 2/1	Kansas (12).....	L	51	81
A 2/5	Texas Tech.....	L	49	75
H 2/12	Oklahoma State (13).....	L	70	77
H 2/15	Texas (6).....	L	63	75
A 2/18	Missouri.....	L	50	67
A 2/22	Baylor.....	L	64	78
H 2/25	Kansas State.....	W	68	61
H 3/1	Iowa State.....	W	69	61
A 3/4	Oklahoma (5).....	L	51	76
A 3/8	Colorado.....	L	69	84
Phillips 66 Big 12 Tournament@				
N 3/13	Missouri.....	L	61	70

!Fairbanks, Alaska; #Tempe, Ariz.; @Dallas, Texas
 Season Notes: Nebraska finished the year 9-6 at the Devaney Center, its 27th straight home winning season, but lost a school-record tying 19 games on the year... Andrew Drevo and Nate Johnson earned honorable-mention All-Big 12 honors by AP and the league's head coaches, respectively...John Turek was named academic All-Big 12.

2003-04

Overall Record: 18-13
 Conference: 6-10 in Big 12 (t-9th)
 Home: 15-3 (5-3) Away: 3-10 (1-7)
 Coach: Barry Collier

H 11/22	Fairleigh Dickinson.....	W	80	64
H 11/29	Eastern Michigan.....	W	67	59
H 12/3	Arizona State.....	W	66	60

H 12/6	South Florida.....	W	75	52
H 12/8	Delaware State.....	W	68	39
A 12/10	Creighton.....	L	54	61
H 12/13	Tennessee.....	W	77	62
H 12/20	Bethune-Cookman.....	W	70	26
H 12/22	Lipscomb.....	W	75	52
A 12/29	Minnesota.....	W	77	60
H 1/6	St. Francis (Pa.).....	W	93	49
A 1/10	Iowa State.....	L	74	89
H 1/14	Colorado.....	L	60	68
A 1/17	Texas (18).....	L	61	63
H 1/21	Baylor.....	W	76	47
A 1/24	Missouri.....	L	51	72
H 2/1	Oklahoma (25).....	L	50	52
A 2/4	Kansas State.....	L	61	78
H 2/7	Missouri.....	W	78	62
A 2/11	Texas A&M.....	W	83	77
H 2/15	Kansas (12).....	W	74	55
H 2/18	Kansas State.....	L	58	63
A 2/21	Oklahoma St. (7, OT).....	L	83	87
H 2/24	Texas Tech (25).....	W	72	44
H 2/28	Iowa State.....	W	68	65
A 3/3	Kansas (21).....	L	67	78
A 3/6	Colorado.....	L	75	78
Phillips 66 Big 12 Tournament&				
N 3/11	Oklahoma.....	L	59	63
National Invitation Tournament				
A 3/16	Creighton.....	W	71	70
H 3/19	Niagara.....	W	78	70
A 3/22	Hawaii.....	L	83	84

&Dallas, Texas
 Season Notes: Nebraska picked up its first postseason berth in five years and first under Coach Barry Collier... the Huskers went 2-1 in the NIT...Nebraska finished with a 15-3 record at home, tying for the second-most home wins in Devaney Center history...Nate Johnson led the team in scoring (13.0) while picking up honorable-mention all-conference honors...Johnson finished as the second-highest scoring transfer in school history, only behind teammate Andrew Drevo...Brian Conklin set a Big 12 and school record by hitting 55.9 percent from 3-point range...The Huskers set the Big 12 mark for fewest points allowed in a contest (26) and in a half (12) against Bethune-Cookman.

2004-05

Overall Record: 14-14
 Conference: 7-9 in Big 12 (t-8th)
 Home: 10-6 (4-4) Away: 4-8 (3-5)
 Coach: Barry Collier

H 11/23	Arkansas-Pine Bluff.....	W	97	40
H 11/27	Texas Southern.....	W	78	58
A 12/2	UAB.....	L	66	80
H 12/6	Morgan State.....	W	64	34
H 12/8	Minnesota.....	L	48	57



The Huskers celebrate with fans following a 74-67 win over No. 4 Oklahoma State on Feb. 22, 2005. The victory was the Huskers' first over a top-five program since the 1993-94 season.

N 2017-18 NEBRASKA BASKETBALL

ALL-TIME RESULTS

H	12/11	Creighton	L	48	50
H	12/18	North Carolina A&T	W	71	49
A	12/21	Marquette	L	62	81
A	12/30	Tennessee	W	62	61
H	1/2	Montana State	W	78	45
H	1/8	Kansas State (2ot)	W	95	85
A	1/12	Colorado	W	68	61
H	1/15	Texas (10)	L	53	63
A	1/19	Kansas (2)	L	57	59
A	1/22	Missouri	L	70	80
H	1/26	Texas A&M	W	77	67
A	1/29	Texas Tech	L	68	84
H	2/1	Utah Valley State	W	91	57
H	2/5	Kansas (3)	L	65	78
H	2/8	Iowa State	L	60	65
A	2/12	Baylor	W	74	63
A	2/16	Oklahoma (21)	L	60	83
H	2/19	Missouri	L	53	56
H	2/22	Oklahoma State (4)	W	74	67
A	2/27	Iowa State	W	76	69
H	3/2	Colorado	W	70	55
A	3/5	Kansas State	L	53	73

Phillips 66 Big 12 Tournament#
N 3/10 Missouri..... L 67 70
#Kansas City, Mo.

Season Notes: Nebraska won at least 10 home games for the 23rd time in 29 years at the Devaney Center...the Huskers' biggest win of the season came at home against No. 4 Oklahoma State, NU's first win over a top-five program since 1994...freshman guard Joe McCray earned honorable-mention All-Big 12 honors from the coaches and AP after setting the freshman records for scoring average (15.5 ppg) at NU and 3-pointers (80) in the Big 12...freshman center Aleks Maric broke NU freshman record for rebounds (169)...five Huskers earned academic All-Big 12 honors, including Jake Muhleisen who was also named academic all-district.

2005-06

Overall Record: 19-14
Conference: 7-9 in Big 12 (6th)
Home: 14-5 (4-4) Away: 5-9 (3-5)
Coach: Barry Collier

John Thompson Foundation Basketball Challenge^

H	11/18	Longwood^	W	80	65
H	11/19	Yale^	W	73	64
H	11/20	Louisiana Tech^	W	59	56
H	11/27	SE Missouri State	W	69	54
H	11/30	Marquette	W	84	74
H	12/3	UAB	L	72	73
H	12/8	South Dakota State	W	76	67
A	12/11	Creighton	L	44	70
H	12/17	Chicago State	W	76	65
H	12/19	North Carolina A&T	W	107	57
H	12/21	Alabama A&M	W	67	60

Micro PCS Orange Bowl Classic@

N	12/31	Florida State@	L	60	74
H	1/3	Northern Colorado	W	60	50
H	1/7	Oklahoma (12)	W	59	58
A	1/11	Kansas State	W	57	42
H	1/17	Iowa State	L	75	88
A	1/21	Kansas	L	54	96
A	1/25	Colorado	L	59	81
H	1/28	Missouri	W	65	52
A	1/31	Oklahoma State	W	59	57
H	2/4	Baylor	W	60	45
H	2/8	Kansas	L	48	69
A	2/11	Texas (6)	L	59	78
A	2/15	Iowa State	W	73	63
H	2/18	Texas Tech	L	64	70
H	2/22	Colorado	W	93	77
A	2/25	Texas A&M	L	55	66
H	3/1	Kansas State	L	64	66
A	3/5	Missouri	L	63	64

Phillips 66 Big 12 Tournament#

N	3/9	Missouri	W	71	64
N	3/10	Oklahoma (22)	W	69	63
N	3/11	Kansas (17)	L	65	79

National Invitation Tournament
A 3/16 Hofstra..... L 62 73

^Lincoln, Neb.; @Sunrise, Fla.; #Dallas, Texas

Season Notes: Nebraska won 19 games, its most since

1998-99...the Huskers earned their second postseason NIT appearance in three years after a sixth-place finish in the Big 12, their highest placing in eight years...NU reached the semifinals by winning two games at the conference tournament for the first time in the Big 12 era...Nebraska picked up two wins over ranked teams, both against Oklahoma...sophomore Aleks Maric led the Big 12 in double-doubles in league-only games and was third overall in rebounding.

2006-07

Overall Record: 17-14
Conference: 6-10 in Big 12 (7-7th)
Home: 12-4 (4-4) Away: 5-10 (2-6)
Coach: Doc Sadler

H	11/14	Nebraska-Omaha	W	76	62
H	11/18	Creighton (20)	W	73	61
H	11/21	Lubbock Christian	W	65	42
H	11/27	Arkansas-Pine Bluff	W	71	42
H	11/29	North Texas	W	76	57
A	12/2	Rutgers	L	73	75

Pape Jam!
N 12/9 Oregon!..... L 56 68
H 12/17 Alabama A&M..... W 82 55
Rainbow Classic\$
N 12/20 Wyoming\$..... W 73 58
A 12/22 Hawaii\$..... L 72 81
N 12/23 Houston\$..... W 70 57

Micro PCS Orange Bowl Classic@

N	12/30	Miami@	W	82	67
H	1/3	Savannah State	W	81	53
H	1/6	Western Kentucky	W	82	71
A	1/10	Iowa State	L	62	71
A	1/17	Oklahoma	L	53	70
H	1/20	Colorado	W	71	50
H	1/24	Texas	L	61	62
A	1/27	Kansas State	L	45	61
H	1/29	Kansas (6)	L	56	76
A	2/3	Missouri	W	66	61
A	2/6	Texas Tech	W	61	59
H	2/10	Texas A&M (6)	L	55	66
H	2/13	Kansas State	W	74	63
A	2/17	Kansas (9)	L	39	92

A	2/21	Baylor	L	59	63
H	2/24	Missouri (OT)	W	82	77
H	2/28	Iowa State	L	63	69
A	3/3	Colorado	L	69	73
H	3/5	Oklahoma State	W	85	73

Phillips 66 Big 12 Tournament^
N 3/8 Oklahoma State..... L 39 54
!Portland, Ore.; \$Honolulu, Hawaii; @Sunrise, Fla.; ^Oklahoma City, Okla.

Season Notes: Doc Sadler became the 26th head coach in program history on Aug. 8, 2006, after former coach Barry Collier left his position in early August to become Athletic Director at his alma mater, Butler University...the Huskers reeled off five straight wins to open the season, including a victory over nationally ranked Creighton, on their way to a 17-14 overall record...Nebraska played only one home game in the month of December while traveling more than 15,000 miles for six games...Nebraska defeated five teams that went on to play in the postseason...Aleks Maric earned second-team All-Big 12 honors from the coaches and Associated Press after averaging 18.5 points and 8.7 rebounds per game, totals that were fourth and second, respectively, in the conference...Maric also earned all-district honors from the coaches and the basketball writer's associations...Paul Velandier was named to the academic all-league team.

2007-08

Overall Record: 20-13
Conference: 7-9 in Big 12 (7-7th)
Home: 17-3 (5-3) Away: 3-10 (2-6)
Coach: Doc Sadler

H	11/10	Presbyterian	W	67	52
H	11/17	Alabama A&M	W	59	45
H	11/20	Norfolk State	W	83	48
A	11/24	Creighton	L	62	74
H	11/26	IPFW	W	79	62
H	12/2	Arizona State	W	62	47
A	12/5	Western Kentucky (OT)	L	62	69
H	12/9	Rutgers	W	63	51
H	12/11	Savannah State	W	82	37
H	12/15	Oregon & (16, OT)	W	88	79

H	12/22	North Carolina Central	W	71	28
H	12/29	Alcorn State	W	77	53
H	1/4	Maryland Eastern Shore	W	86	50
H	1/12	Kansas (3)	L	58	79
A	1/15	Colorado	L	51	55
H	1/19	Baylor	L	70	72
A	1/26	Kansas (2)	L	49	84
A	1/30	Missouri	W	66	62
H	2/2	Iowa State	W	64	56
A	2/6	Kansas State (20)	L	64	71
H	2/9	Texas Tech	W	73	62
H	2/13	Missouri (OT)	L	78	86
A	2/16	Iowa State	L	52	60
H	2/20	Kansas State (24)	W	71	64
A	2/23	Texas A&M (22)	W	65	59
H	2/27	Oklahoma	W	63	45
A	3/1	Oklahoma State	L	63	77
A	3/4	Texas (9)	L	66	70
H	3/9	Colorado	W	68	49

Phillips 66 Big 12 Tournament^
N 3/13 Missouri..... W 61 56
N 3/14 Kansas (5)..... L 54 64
National Invitation Tournament
H 3/19 Charlotte..... W 67 48
A 3/24 Mississippi (OT)..... L 75 85

& at Qwest Center in Omaha ^Kansas City, Mo.
Season Notes: Nebraska earned just the 12th 20-win season in program history and Coach Doc Sadler tied the record for a Husker mentor with 37 wins in his first two years combined...it was the 14th overall NIT appearance by Nebraska...senior center Aleks Maric who earned first-team All-Big 12 honors from the AP and second-team accolades from the coaches after averaging 15.7 points and 10.2 rebounds per game...Maric also earned first-team all-district honors from the coaches and the basketball writer's associations...Maric was only second player in school history to top 1,000 career rebounds, and tied the school single-season record with 335 boards...Maric was only the third player in the Big 12 era with at least 1,600 points and 1,000 rebounds in a career.

2008-09

Overall Record: 18-13
Conference: 8-8 in Big 12 (8th)
Home: 14-4 (5-3) Away: 4-8 (3-5)
Coach: Doc Sadler

H	11/16	San Jose State	W	63	46
A	11/19	TCU	W	62	50
H	11/22	Arkansas-Pine Bluff	W	67	53
H	11/25	Saint Louis	W	71	57
H	11/29	Creighton	W	54	52
H	12/3	Alabama State	W	80	51
A	12/7	Arizona State (19)	L	44	64
A	12/13	Oregon State	L	63	64
H	12/20	IPFW	W	75	48
H	12/23	UMBC	L	64	66
H	12/30	South Carolina State	W	77	63
H	1/3	Maryland Eastern Shore	W	88	56
H	1/5	Florida A&M	W	81	56
H	1/10	Missouri	W	56	51
A	1/14	Iowa State	L	53	65
H	1/17	Kansas State	W	73	51
A	1/21	Oklahoma (6)	L	61	72
H	1/24	Oklahoma State (ot)	L	74	76
H	1/28	Kansas	L	62	68
A	1/31	Texas Tech	W	82	69
A	2/4	Colorado	W	55	53
H	2/7	Texas (16)	W	58	55
A	2/14	Missouri (17)	L	47	70
H	2/18	Colorado	W	46	41
A	2/21	Kansas (15)	L	53	70
H	2/24	Texas A&M	L	55	57
A	2/28	Kansas State	L	72	77
H	3/4	Iowa State	W	77	61
A	3/7	Baylor	W	66	62

Phillips 66 Big 12 Tournament^

N	3/11	Baylor	L	49	65
---	------	--------	---	----	----

National Invitation Tournament
A 3/17 New Mexico..... L 71 83
^Oklahoma City, Okla.

Season Notes: Despite fielding the shortest team in Division I in 2008-09, Nebraska finished with its first



Ade Dagunduro earned third-team All-Big 12 honors in 2009, and helped the Huskers to a pair of tournament bids in his career. Dagunduro played in the 2012 Olympics for Nigeria.



Lance Jeter earned third-team All-Big 12 honors in 2010-11, helping the Huskers to 19 wins and a berth in the NIT.

.500 record in Big 12 play in 10 years, and only the third time in the Big 12 era...with 18 regular-season wins, the Huskers earned their second straight NIT berth and 22nd postseason berth in school history...coach Doc Sadler set the Nebraska record for most wins in his first three years in Lincoln, posting 55 over three seasons...senior guard Ade Dagunduro was a third-team All-Big 12 selection by the coaches and media, and was selected to the coaches All-Defense Team...the Huskers continued a streak with at least one win over a ranked opponent for the ninth straight season, defeating No. 16 Texas, 58-55, at home.

2009-10

Overall Record: 15-18
 Conference: 2-14 in Big 12 (12th)
 Home: 12-6 (2-6) Away: 3-12 (0-8)
 Coach: Doc Sadler

H	11/14	USC Upstate.....	W	76	49
A	11/18	Saint Louis	L	55	69
H	11/21	TCU	W	90	77
H	11/24	UMKC	W	70	48
A	11/29	USC.....	W	51	48
H	12/2	Texas-Pan American	W	81	53
A	12/6	Creighton.....	L	61	67
H	12/10	Chicago State@.....	W	74	39
H	12/12	Oregon State	W	50	44
H	12/19	Jackson State@.....	W	57	41
N	12/22	Tulsa\$	W	74	70
N	12/23	BYUS.....	L	66	88
H	12/29	Southern Utah.....	W	94	61
H	1/2	Maryland Eastern Shore ...	W	74	60
H	1/5	Southeastern Louisiana ...	W	77	59
A	1/9	Texas A&M.....	L	53	64
H	1/13	Kansas (3)	L	72	84
H	1/16	Iowa State.....	L	53	56
A	1/23	Missouri.....	L	53	70
A	1/27	Colorado.....	L	60	72
H	1/30	Oklahoma.....	W	63	46
H	2/2	Kansas State (10)	L	57	76
A	2/6	Kansas (1)	L	64	75
H	2/10	Baylor (24).....	L	53	55
A	2/2	Texas (14).....	L	51	91
A	2/17	Kansas State (7).....	L	87	91
H	2/20	Missouri.....	L	59	74
A	2/24	Iowa State.....	L	74	78
H	2/27	Texas Tech (2ot).....	W	83	79

H	3/2	Colorado.....	L	68	81
A	3/6	Oklahoma State.....	L	55	74
Phillips 66 Big 12 Tournament*					
N	3/10	Missouri.....	W	75	60
N	3/11	Texas A&M (23)	L	64	70

@Las Vegas Classic, campus sites
 \$Las Vegas Classic, Las Vegas, Nev.; *Kansas City, Mo.
 Season Notes: Nebraska finished 2-14 in conference play, the Huskers' most league losses in school history... despite the league record, NU became just the second No. 12 seed to win a game at the Big 12 Championship... NU played seven games against ranked squads, including a school-record five straight games against top-25 teams... the Huskers set the school record for 3-point percentage, hitting 39.7 percent to rank 15th nationally... senior Ryan Anderson led the Big 12 Conference in 3-point percentage and finished his career as just the third Husker ever with at least 1,000 points, 500 rebounds and 150 3-pointers...center Jorge Brian Diaz set the NU freshman record for blocked shots with 41 on the season, and was the only freshman ranked in the top 15 in the conference.

2010-11

Overall Record: 19-13
 Conference: 7-9 in Big 12 (7-th)
 Home: 17-2 (6-2) Away: 2-11 (1-7)
 Coach: Doc Sadler

H	11/12	South Dakota.....	W	76	68
H	11/15	Arkansas-Pine Bluff	W	83	40
Honda Puerto Rico Tip-Off @					
N	11/18	Vanderbilt @	L	49	59
N	11/19	Davidson @	L	67	70
N	11/21	Hofstra @	W	62	47
H	11/27	USC.....	W	60	58
H	12/1	Jackson State.....	W	76	57
H	12/5	Creighton.....	W	59	54
H	12/8	Alcorn State.....	W	78	57
H	12/11	TCU.....	W	70	56
H	12/18	Eastern Washington	W	72	42
H	12/21	Grambling.....	W	79	39
H	1/3	North Dakota.....	W	77	46
H	1/5	Savannah State.....	W	68	48
H	1/8	Iowa State.....	W	63	62
A	1/12	Missouri (15)	L	69	77
A	1/15	Kansas (3)	L	60	63
H	1/18	Colorado.....	W	79	67

A	1/22	Texas Tech.....	L	71	72
H	1/29	Texas A&M (13)	W	57	48
A	2/2	Kansas State	L	53	69
H	2/5	Kansas (2)	L	66	86
A	2/9	Baylor	L	70	74
H	2/12	Oklahoma State.....	W	65	54
A	2/16	Oklahoma.....	W	59	58
H	2/19	Texas (3).....	W	70	67
H	2/23	Kansas State	L	57	61
A	2/26	Iowa State (OT).....	L	82	83
H	3/1	Missouri (22)	W	69	58
A	3/5	Colorado.....	L	57	67
Phillips 66 Big 12 Tournament*					
N	3/9	Oklahoma State.....	L	52	53
National Invitation Tournament					
A	3/16	Wichita State.....	L	49	76

@San Juan, P.R. *Kansas City, Mo.
 Season Notes: Nebraska reached the postseason for the third time in four years, winning 19 games and reaching the NIT, the school's 23rd postseason appearance in school history...Nebraska enjoyed an 11-game win streak, the program's longest win streak since 1991...senior point guard Lance Jeter earned third-team All-Big 12 honors and became just the third player in Big 12 history to average 10 points, five rebounds and five assists in conference play...Nebraska went 3-3 against ranked teams, as the Huskers' upset of No. 3 Texas was the highest ranked opponent Nebraska has knocked off since 1994. Nebraska's game with North Dakota was moved from Jan. 2 to Jan. 3 because of travel conditions.

2011-12

Overall Record: 12-18
 Conference: 4-14 in Big Ten (t-11th)
 Home: 9-8 (3-6) Away: 2-11 (1-8)
 Coach: Doc Sadler

H	11/11	South Dakota.....	W	65	48
A	11/14	USC (20T)	W	64	61
H	11/20	Rhode Island.....	W	83	63
H	11/23	Oregon	L	76	83
H	11/26	South Dakota State.....	W	76	64
H	11/30	Wake Forest.....	L	53	55
A	12/04	Creighton.....	L	66	76
H	12/07	Florida Gulf Coast.....	W	51	50
A	12/10	TCU.....	W	69	57
H	12/17	Alcorn State.....	W	60	46
H	12/20	Central Michigan	W	72	69
H	12/27	Wisconsin (11).....	L	40	64

2012-13

Overall Record: 15-18
 Conference: 5-13 in Big Ten (10th)
 Home: 11-7 (4-5) Away: 4-11 (1-8)
 Coach: Tim Miles

H	11/11	Southern.....	W	66	55
Joe Cipriano Nebraska Classic *					
H	11/15	Valparaiso*.....	W	50	48
H	11/18	UNO*.....	W	75	62



Brandon Ubel was a two-year starter for the Huskers and averaged 11.5 points and 6.7 rebounds per game as a senior. He is currently playing overseas in Belgium.

N 2017-18 NEBRASKA BASKETBALL

ALL-TIME RESULTS

H 11/21	Tulane*	W	61	57
H 11/24	Kent State*	L	60	74
A 11/27	Wake Forest	W	79	63
H 12/3	USC	W	63	51
H 12/6	Creighton (16)	L	42	64
A 12/15	Oregon	L	38	60
H 12/18	Jacksonville State	W	59	55
WestStar Bank Don Haskins Sun Bowl Invitational^				
N 12/22	Central Michigan^	W	89	75
A 12/23	UTEP^	L	52	68
H 12/29	Nicholls State	W	68	59
A 1/2	Ohio State (8)	L	44	70
H 1/6	Wisconsin	L	41	47
A 1/9	Michigan (2)	L	47	62
A 1/13	Michigan State (22)	L	56	66
H 1/16	Purdue	L	56	65
A 1/19	Penn State	W	68	64
H 1/22	Illinois	L	51	71
H 1/26	Northwestern	W	64	49
A 1/29	Minnesota (23)	L	65	84
H 2/2	Ohio State (11)	L	56	63
H 2/9	Penn State	W	67	53
A 2/13	Indiana (1)	L	47	76
H 2/16	Michigan State (8)	L	64	73
H 2/23	Iowa	W	64	60
A 2/26	Wisconsin (17)	L	46	77
A 3/2	Illinois	L	65	72
H 3/6	Minnesota	W	53	51
A 3/9	Iowa	L	60	74
Big Ten Tournament!				
N 3/14	Purdue!	W	57	55
N 3/15	Ohio State! (10)	L	51	70

Season Notes: Tim Miles became the 27th head coach in program history on March 24, 2013...Miles became the first Husker coach to win his road debut since the 1919-20 season when the Huskers defeated Wake Forest in the ACC/Big Ten Challenge...10 of the Huskers' 18 losses came against ranked teams, as the 10 ranked opponents tied the most in a single-season in school history (also 1994-95 and 1991-92)...Nebraska went 11-7 in the final year of the Devaney Center, finishing with an all-time record of 447-151 (.751) in the 37 years at the Devaney Center...Dylan Talley earned honorable-mention All-Big Ten honors, leading the Huskers in both scoring (13.7 ppg) and assists (2.5 apg) and becoming the first Husker to win a season-ending award in the Big Ten era...Nebraska won its first-ever Big Ten Tournament game with a 57-55 win over Purdue at the United Center in Chicago.

2013-14

Overall Record: 19-13
 Conference: 11-7 in Big Ten (4th)
 Home: 15-1 (8-1) Away: 3-12 (3-6)
 Coach: Tim Miles

H 11/8	Florida Gulf Coast	W	79	55
H 11/12	Western Illinois	W	62	47



Tim Miles talks with Shon Morris of BTN following the Huskers 77-68 win over No. 9 Wisconsin on March 9, 2014. The win capped a 15-1 home mark for the Huskers in Pinnacle Bank Arena's first season.

H 11/17	South Carolina State	W	83	57
at Charleston Classic@				
N 11/21	UMass@	L	90	96
N 11/22	UAB@	L	74	87
N 11/24	Georgia@	W	73	65
H 11/30	Northern Illinois	W	63	58
H 12/4	Miami	W	60	49
A 12/8	at Creighton	L	67	82
H 12/14	Arkansas State	W	79	66
H 12/21	The Citadel	W	77	62
A 12/28	at Cincinnati	L	59	74
A 12/31	Iowa (22)	L	57	67
A 1/4	Ohio State (3)	L	53	84
H 1/9	Michigan	L	70	71
A 1/12	at Purdue	L	64	70
H 1/20	Ohio State (18)	W	68	62
A 1/23	at Penn State	L	54	58
H 1/26	Minnesota	W	82	78
H 1/30	Indiana	W	60	55
A 2/5	Michigan (10)	L	50	79
A 2/8	Northwestern	W	53	49
H 2/12	Illinois	W	67	58
A 2/16	Michigan State (9)	W	60	51
H 2/20	Penn State	W	80	67
H 2/23	Purdue	W	76	57
A 2/26	Illinois	L	49	60
H 3/1	Northwestern	W	54	47
A 3/5	Indiana	W	70	60
H 3/9	Wisconsin (9)	W	77	68
Big Ten Tournament!				
N 3/14	Ohio State! (24)	L	67	71
at NCAA Tournament*				
N 3/21	Baylor* (23)	L	60	74

Season Notes: Nebraska reached the NCAA Tournament for the first time since 1998...Tim Miles was named Big Ten Coach of the Year and also won the Jim Phelan Award for national coach of the year...Nebraska went 11-7 in the Big Ten to finish fourth, its best conference finish since 1998-99...Nebraska opened Pinnacle Bank Arena and went 15-1 at home in the facility, the program's best home record since going 17-1 in 1982-83...Nebraska had two wins over top-10 teams, including a road win at No. 9 Michigan State, the first top-10 road win since 1997...Sophomore guard Terran Petteway earned unanimous All-Big Ten honors...Petteway led the Big Ten in scoring at 18.1 ppg, becoming the first Husker in over 60 years to lead the conference in scoring...He also averaged a conference-best 18.6 ppg in Big Ten play, becoming the first Husker since Andre Smith in 1980-81 to lead in conference play...Sophomore Shavon Shields joined Petteway on the All-Big Ten team, earning honorable-mention accolades.

2014-15

Overall Record: 13-18
 Conference: 5-13 in Big Ten (12th)
 Home: 10-6 (5-4) Away: 3-12 (0-9)
 Coach: Tim Miles

H 11/16	21/Northern Kentucky	W	80	61
H 11/18	21/Central Arkansas	W	82	56
A 11/22	21/Rhode Island (OT)	L	62	66
H 11/25	Omaha	W	80	67
H 11/28	Tennessee-Martin	W	75	64
A 12/1	Florida State	W	70	65
H 12/7	Creighton	L	55	65
H 12/10	Incarinate Word	L	73	74
H 12/13	Cincinnati (20T)	W	56	55
at Hawaiian Airlines Diamond Head Classic^				
A 12/22	Hawaii ^	L	58	66
N 12/23	LMU (OT) ^	W	50	42
N 12/25	Ohio ^	W	71	58
H 12/31	Indiana	L	65	70
A 1/5	Iowa	L	59	70
H 1/8	Rutgers	W	65	49
H 1/11	Illinois	W	53	43
A 1/15	Wisconsin (7)	L	55	70
H 1/20	Minnesota	W	52	49
H 1/24	Michigan State	W	79	77
A 1/27	Michigan	L	44	58
A 1/31	Minnesota	L	42	60
H 2/3	Northwestern	W	76	60
A 2/7	Penn State	L	43	56
H 2/10	Wisconsin (5)	L	55	65
A 2/15	Purdue	L	54	66
A 2/19	Maryland (16)	L	65	69
H 2/22	Iowa	L	46	74
A 2/26	Ohio State	L	57	81
A 3/4	Illinois	L	57	69
H 3/8	Maryland (10)	L	61	64

Big Ten Tournament!
 N 3/11 Penn State ! L 65 68
 ^Honolulu, Hawaii; !-Chicago, Ill.
 Season Notes: Nebraska's national rankings during the first two polls of the season were the first since the 1994-95 season...Nebraska set a school record by averaging 15,569 fans per game, ranking 10th nationally in attendance...Terran Petteway and Shavon Shields both went over 1,000 points at Nebraska, marking the first time since the 1998-99 season that two Huskers went over 1,000 points in the same season...Petteway earned third-team All-Big Ten honors by both the coaches and media...Shavon Shields became the first Husker basketball player to be named first-team Academic All-American.

2015-16

Overall Record: 16-18
 Conference: 6-12 in Big Ten (11th)
 Home: 10-8 (3-6) Away: 6-10 (3-6)
 Coach: Tim Miles

H 11/14	Mississippi Valley State	W	97	51
A 11/17	Villanova (11)	L	63	87
H 11/19	Delaware State	W	75	60
Barclays Classic Presented by Honda^#				
H 11/22	Southeastern Louisiana^	W	92	65
H 11/24	Arkansas-Pine Bluff^	W	67	44
N 11/27	Cincinnati (24) #	L	61	65
N 11/28	Tennessee #	W	82	71
H 12/1	Miami (21, OT)	L	72	77
H 12/5	Abilene Christian	W	73	63
A 12/9	at Creighton	L	67	83
H 12/13	Rhode Island	W	70	67
H 12/20	Samford	L	58	69
H 12/22	Prairie View A&M	W	81	50
H 12/30	Northwestern	L	72	81
H 1/2	Indiana	L	69	79
A 1/5	Iowa (19)	L	66	77
A 1/9	Rutgers	W	90	56
H 1/12	Minnesota	W	84	59
A 1/16	Illinois	W	78	67
A 1/20	Michigan State (11)	W	72	71
H 1/23	Michigan	L	68	81
A 1/30	Purdue (21)	L	74	89
H 2/3	Maryland (4)	L	65	70
H 2/6	Rutgers	W	87	63

A 2/10	Wisconsin	L	61	72
H 2/13	Penn State	W	70	54
A 2/17	Indiana (22)	L	64	80
H 2/20	Ohio State (OT)	L	62	65
A 2/25	Penn State	L	55	56
H 3/1	Purdue (15)	L	62	81
A 3/6	at Northwestern	L	54	65
Big Ten Tournament!				
N 3/9	Rutgers !	W	89	72
N 3/10	Wisconsin !	W	70	58
N 3/11	Maryland (18) !	L	86	97

^Lincoln, Neb.; #-Brooklyn, N.Y.; !-Indianapolis, Ind.

Season Notes: Shavon Shields earned first-team Academic All-America honors for the second straight season and became the first Husker basketball player to earn UNL Male Student-Athlete of the Year...Shields was a second-team All-Big Ten pick by the coaches and a third-team honoree by the media, while Andrew White III garnered honorable-mention All-Big Ten honors...Nebraska ranked 11th nationally in attendance after averaging 15,430 fans per game...Nine of the Huskers' 18 losses were against ranked teams.

2016-17

Overall Record: 12-19
 Conference: 6-12 in Big Ten (12th)
 Home: 8-8 (3-6) Away: 4-11 (3-6)
 Coach: Tim Miles

H 11/13	Sacramento State	W	83	61
H 11/15	Mary	W	70	38
H 11/19	Louisiana Tech	W	65	54
at Wooden Legacy ^S				
A 11/24	Dayton ^	W	80	78
A 11/25	UCLA (14) ^	L	71	82
A 11/27	Virginia Tech \$	L	53	66
A 11/30	Clemson	L	58	60
H 12/3	South Dakota	W	73	61
H 12/7	Creighton (10)	L	62	77
A 12/10	Kansas (3)	L	72	89
H 12/18	Gardner-Webb	L	62	70
H 12/20	Southern	W	81	76
A 12/28	Indiana (16)	W	87	83
A 1/1	Maryland	W	67	65
H 1/5	Iowa (20T)	W	93	90
H 1/8	Northwestern	L	66	74
A 1/14	Michigan	L	85	91
H 1/18	Ohio State	L	66	67
A 1/21	Rutgers	L	64	65
A 1/26	Northwestern	L	61	73
H 1/29	Purdue (20)	W	83	80
H 2/2	Michigan State	L	61	72
A 2/5	Iowa	L	70	81
H 2/9	Wisconsin (7, OT)	L	69	70
H 2/14	Penn State	W	82	66
A 2/18	Ohio State	W	58	57
A 2/23	Michigan State	L	72	88
H 2/26	Illinois	L	57	73
A 3/2	Minnesota	L	73	88
H 3/5	Michigan	L	57	93
Big Ten Tournament!				
A 3/8	Penn State ! (OT)	L	67	76

^Fullerton, Calif; \$-Anaheim, Calif; !-Washington, D.C.

Season Notes: Nebraska played consecutive top-10 teams in non-conference play for the first time in school history...15 of NU's 19 losses were to teams that made the NCAA or NIT Tournaments...Nebraska won Big Ten games at Maryland and at Ohio State for the first time in program history...Tai Webster earned second-team honors by the Big Ten media and third-team honors by the Big Ten Media...Nebraska ranked 11th nationally in attendance after averaging 15,427 fans per game.



COACH MILES WITH CRAIG SAGER

UNIVERSITY OF NEBRASKA

The University of Nebraska-Lincoln does not discriminate based on gender, age, disability, race, color, religion, marital status, veteran's status, national or ethnic origin or sexual orientation.

ATHLETIC DEPARTMENT MISSION

The mission of the University of Nebraska Athletic Department is to serve our student-athletes, coaches, staff and fans by: Displaying Integrity in every decision and action; Building and maintaining Trust with others; Giving Respect to each person we encounter; Pursuing unity of purpose through Teamwork; Maintaining Loyalty to student-athletes, co-workers, fans and the University of Nebraska.

FACILITY USE RESTRICTIONS

The University of Nebraska-Lincoln has an interest in protecting its facilities, property and reputation associated with its intercollegiate sports. Therefore, no person shall be permitted to access or use the arenas, facilities and other University of Nebraska intercollegiate athletic venues without first securing the permission of the Director of Athletics or his/her designee. The only exception is an individual who records an image (e.g. photograph, videotape) for his/her non-commercial personal use. In no case shall any person be permitted to use these venues for the purposes of promoting the sale or manufacture of alcohol or tobacco or the promotion of any venture associated directly or indirectly with legal or illegal gaming or gambling.

ATHLETIC DEPARTMENT FACTS

Location (Population)	Lincoln, Neb. (272,996)
Founded (Enrollment)	1869 (26,079)
Chancellor	Ronnie Green
Institutional Representative	Josephine Potuto, J.D.
Athletic Department Phone.....	(402) 472-4224
Nickname.....	Cornhuskers, Huskers
Colors	Scarlet and Cream
Conference	Big Ten
Arena (Opened)/Capacity.....	Pinnacle Bank Arena (2013)/14,920

ATHLETIC DEPARTMENT ADMINISTRATION (402) 472-4611

Athletic Director	Bill Moos
Executive Associate A.D./Development & Events	Marc Boehm
Executive Associate A.D./Academics	Dennis Leblanc
Executive Associate A.D./ Performance & Strategic Research.....	Steve Waterfield
Executive Associate A.D./CFO.....	John Jentz
Executive Associate A.D./SWA/Administration.....	Pat Logsdon
Senior Associate A.D./Facilities & Capital Planning	Bob Burton
Senior Associate A.D./Ticketing, Premium Seating & Strategic Engagement	Diane Mendenhall
Senior Associate A.D./Compliance	Jamie Vaughn
Senior Associate A.D./Life Skills & N Club.....	Keith Zimmer
Associate A.D./Community, Governmental & Charitable Relations	Chris Anderson
Associate A.D./ Student-Athlete Recruitment & Experience	Chris Brasfield
Director of Strategic Collaboration, Mental Performance & Research	Todd Stull
Executive Assistant, Administration	Mitzi Lentz

ACADEMIC PROGRAMS AND STUDENT SERVICES (402) 472-2042

Associate Directors of Academic Programs	Katie Jewell, Kim Schellpeper
Coordinator of Student-Athlete Development	Alvin Banks
Academic Counselors	Caleb Hawley, Sheri Hastings, Mike Nieman
Learning Specialists	Andrea Einspahr, Denise Howell, Joann Ross

COMMUNICATIONS (402) 472-2263

Assistant A.D./Communications	Keith Mann
Senior Associate Director/Operations	Jeff Griesch
Senior Associate Director	Shamus McKnight (MBB)
Associate Director/Strategic Research	Matt Smith
Assistant Directors.....	Nate Pohlen, Connor Stange, Erica Nett
Director of Photography	Scott Bruhn
Director of Website Services	Jeremy Foote
Staff Writer/Creative Content Specialist.....	Brian Rosenthal
Administrative Support Associate	Vicki Capazo

CREATIVE AND EMERGING MEDIA (402) 472-0342

Assistant A.D./Creative & Emerging Media	Kelly Mosier
Digital Media Content Producer	Ridge Barber
Digital Media Content Assistant	Chris Walsh
Graphic Design Assistant	Laura Leffler

DEVELOPMENT (402) 472-3111

Chief Development Officer	Alex Kringen
Senior Development Officer	Mike Dobbs
Development Officers.....	Leslie Bargaen, Marla Grose, Jack Pierce
Development Operations Director	Mattie Fowler

HUSKERVISION (402) 472-4645

Assistant A.D./HuskerVision	Shot Kleen
Executive Director of Video Production	Kirk Hartman
Video Production Coordinator	Amanda Holzwarth
Video Production Specialists	Andrew Constans (MBB), Kevin Raguse, Adam Pieper
Game Presentation Specialist.....	Chris Pankonin
Video Services Coordinator	Keegan Wilson
Broadcast Engineer.....	Scott Guthrie

MARKETING AND FAN EXPERIENCE (402) 472-0775

Assistant A.D./Marketing & Fan Experience	Jason Rathe
Directors of Marketing & Fan Experience	Matt Tomjack
Assistant Directors of Marketing & Fan Experience	Alex Harris, Heidi Wetherbee

MEDICINE (402) 472-2276

Associate A.D./Athletic Medicine	Lonnie Albers, M.D.
Associate Director of Athletic Medicine/Head Athletic Trainer.....	Jerry Weber
Men's Basketball Athletic Trainer	R.J. Pietig
Head Football Athletic Trainer	Mark Mayer
Assistant Athletic Trainers	Brad Brown, Tom Dufresne, Jolene Emricson,
.....	Drew Hamblin, Marcia Kennedy, Lisa Loewenstein, Ashley Rudolph
.....	Jeff Rudy, David Rule, Julie Tuttle, Tyler Weeda
Chief of Staff/Orthopaedic Surgeon	Dr. Robert Dugas
Orthopaedists.....	Dr. Justin Harris, Dr. David Clare
Athletic Psychologists	Brett Haskell, Brett Woods

PERFORMANCE NUTRITION (402) 472-2813

Director of Performance Nutrition	Lindsey Remmers
Assistant Directors of Performance Nutrition	Tommy Jensen, Sophie Pomrehn, Lynn Zhang

STRENGTH AND CONDITIONING (402) 472-3333

Assistant A.D./Strength & Conditioning	Boyd Epley
Director of Strength & Conditioning Performance Research.....	Mike Arthur
Men's Basketball Strength Coach	Tim Wilson
Women's Basketball Strength Coach	Stuart Hart
Head Football Strength Coach.....	Mark Philipp
Associate Strength Coach	Clete McLeod
Assistant Strength Coaches	Jamie Belt, Andrew Ervin, Lauren Harris, Darren Mustin
.....	Brian Kmitta, Lucas Novotny, Jon Pfeifer, Dan Ridenour, Rusty Ruffcorn

TICKETING AND ENGAGEMENT (402) 472-3111; 1-800-8-BIGRED

Assistant A.D./Ticketing and Engagement	Holly Adam
Director of Ticketing & Engagement Intelligence Operations	Derek Freeman
Director of Premium Seating & Engagement	Lindsey Freeman
Director of Ticketing Operations	Kristi Reetz
Director of Ticketing Intelligence Operations.....	Angela Christ-Zemunski
Director of Ticketing and Engagement	Brittany Gruntorad
Ticketing & Engagement Strategy and Analytics Coordinator	Matt Henry
Ticketing & Engagement Manager	Jenni Puchalla
Assoc. Ticketing & Engagement Manager	Karen Williamson Conway
Asst. Ticketing & Engagement Managers	Tyson Billings, Whitney Cave, Brady Vossler

SUPPORT STAFF

Associate A.D./Facilities and Events	Butch Hug
Associate A.D./Capital Planning and Construction	John Ingram
Assistant A.D./Facilities	Eric Haynes
Assistant A.D./Director of Business Enterprises	Jami Hagedorn
Assistant A.D./Director of Human Resources	Daisymae Brayton
Director of Planning and Reporting	Kevin Herbel
Director of Information Technology	Dan Floyd
Director of Athletic Events.....	Matt Davidson
Director of Licensing & Branding.....	Lonna Kliment
Director of Sports Analytics/Data Analysis	Tucker Zeleny

The 2017-18 Nebraska media guide is designed to assist the media in its coverage of the Nebraska Cornhusker men's basketball program. Additional information, including releases, photographs and video may be obtained by contacting the Communications Office at (402) 472-2263, or in many cases can be found on Huskers.com.

Please take a moment to review the following policies and services, which are intended to assist media members in their coverage of Nebraska basketball this season.

MEDIA CREDENTIALS

All requests for press, broadcast, photo and parking credentials for Nebraska basketball home games should be directed to Vicki Capazo (vcapazo@huskers.com), One Memorial Stadium, P.O. Box 880123, Lincoln, NE, 68588-0123. Credential requests can also be sent via e-mail to Sr. Associate Communications Director Shamus McKnight (smcknight@huskers.com) at least one week before the game.

As a general rule, working space is allocated on the following basis:

- 1) Writers covering for same or next day publication;
- 2) Radio personnel for broadcast originations;
- 3) Sports editors of Nebraska daily newspapers;
- 4) Official school student daily newspaper, one seat only;
- 5) Approved special coverage as space allows;
- 6) Press and TV working photographers;

Visiting freelance and amateur photographers are not eligible for media credentials, except by approval of the Nebraska Communications Office. Generally, weekly newspaper representatives, Internet news services and non-originating radio representatives cannot be accommodated because of space limitations. Internet writers for sites affiliated with established, nationally recognized media outlets will be considered on a game-by-game basis as space allows. Credentials will not be granted for writers or photographers for Internet sites that are not affiliated with an accredited news organization.

MEDIA WILL CALL/MEDIA PARKING

Media passes that are not mailed may be picked up at the Will-Call window, located near the main ticket office at Pinnacle Bank Arena. The main ticket office is located on the south end of Pinnacle Bank Arena. The will-call window opens 90 minutes before tipoff and photo identification is required for pickup of credentials or tickets.

For the 2017-18 season, media parking is located in Lot 24, which is located on 8th Street



between R and S streets. Media should enter the lot from S Street and the media lot is located about two blocks from the main entrance of Pinnacle Bank Arena. Parking is available on a first-come, first-served basis.

COACH MILES INTERVIEW TIME

Coach Miles will hold press availability with the local media prior to each game, either at the Hendricks Training Complex or at Pinnacle Bank Arena. Typically one or two players will be available at that time, depending on class schedules. Additional player interviews can be conducted after practice. All interviews with Coach Miles must be scheduled through the Communications Office.

POSTGAME INTERVIEWS

Nebraska's locker room is closed to the media at home and on the road. For home games, Nebraska's postgame news conference will be held following a brief cooling off period in the interview room (C-145) off the northeast corner of the court. The opposing team is housed in the visitor's locker room, located off the northwest corner of the playing floor and will be available following the cooling off period. The visiting coach will also be brought to the postgame interview room. Make requests for opposing players and coaches through the visiting SID. To access the media work room and postgame interview room, take the elevator from the main concourse behind Section 103.

On the road, Coach Miles and select players will be available upon request after the cooling off period. Check with Sr. Associate Communications Director Shamus McKnight regarding where player interviews will take place.

PLAYER INTERVIEWS

All media requests for interviews with Nebraska basketball players should be directed to Sr. Associate Communications Director Shamus McKnight [office phone: (402) 472-7772, cell phone: (402) 540-0268] at least one day in advance. The best time for in-season interviews is after practices, depending on class schedules. Players will not be available on game days or off days.

Selected practices will be open to the media during the season with seating on the balcony overlooking the practice court at the Hendricks Training Complex or at Pinnacle Bank Arena. Contact the Communications Office for practice availability.

PRESS SEATING

Press row for writers and non-originating radio networks is located in Section 121 (northwest corner), just below the main concourse. The visiting radio network is located across from the scorer's table, along with the Husker Sports Network spot and live television tables. The camera deck is located above Sections 116 and 117. Television crews broadcasting live may shoot from either floor level (northeast or southwest baselines) or the camera deck, but they may not occupy space in the upper-level video area.

MEDIA WORK ROOM

A media work room (C-151) is available on the east side of Pinnacle Bank Arena, a short walk from the Interview room. Media can use the room prior to, during and after the game to write and send stories. Wireless Internet is available in the room, while media entities needing ethernet lines to transmit photography and video should contact Justin Schoen, Technology Manager at Pinnacle Bank Arena, by phone at (402) 904-5660 or by email at jschoen@snglincoln.com at least three days in advance.

PHOTOGRAPHY/VIDEO BOXES

Photography and video boxes are located along both baselines in front of the court side seating area. Spots will be assigned on a game-by-game basis, and those boxes are the only place photographers can shoot from. Once the team enters the court for pregame warmups, photographers should not be on the court at any time.

COMMUNICATIONS STAFF



Keith Mann
*Assistant A.D./
 Communications*



Shamus McKnight
*Sr. Associate
 Communications Director/
 Men's Basketball*



Jeff Griesch
*Sr. Associate
 Communications
 Director/Operations*



Matt Smith
*Associate
 Director/Strategic
 Research*



Erica Nett
*Assistant
 Communications
 Director*



Nate Pohlen
*Assistant
 Communications
 Director*



Connor Stange
*Assistant
 Communications
 Director*



Scott Bruhn
*Director of
 Photography*



Jeremy Foote
*Director of Website
 Services*



Vicki Capazo
*Administrative Support
 Associate*



James Hajek
*Communications
 Intern*



Lorie Garnett
Graduate Assistant



WIRELESS INTERNET

Pinnacle Bank Arena has a secured media wireless network for working media. Instructions will be available on how to access the network in the media work room and on press row. A member of NU’s computing services staff will be on hand to assist media needing access.

MEDIA SERVICES

Notes, flipcards and media guides will be provided before each game. Final statistics, play-by-play sheets and quotes from each locker room will be distributed via email following the game and will be available on Huskers.com. A light pregame meal will be served in the media work room (C-151) approximately 60 minutes before tipoff.

RADIO/TELEVISION BROADCAST SPACE

Requests for live radio and television broadcast space should be made to Sr. Associate Communications Director Shamus McKnight at smcknight@huskers.com. If statisticians are needed, contact Shamus McKnight at least three days in advance.

RADIO BROADCAST RIGHTS

The University of Nebraska-Lincoln and IMG World own exclusive radio broadcast rights to all of the University’s men’s basketball games. Other than the Husker Sports Network and the University of Nebraska student radio station (KRNU), the only radio stations or networks allowed to broadcast Nebraska games from Pinnacle Bank Arena are those that have rights to broadcast games played by the opposing team.

All radio stations and networks broadcasting from the Pinnacle Bank Arena must receive prior permission from the University. Any representative of a radio station or network that has not purchased such rights shall not air live game action or description of any game while it is in progress, nor shall such representatives air tape-recorded or live commentary of Nebraska coaches or players from the premises for one hour before or 20 minutes after a game.

Only stations that have purchased broadcast rights may install telephone lines on press row, or use telephone lines on press row for reporting on games. By accepting media credentials, representatives of stations and networks that have not purchased broadcast rights signify their agreement to all stipulations.

BROADCAST TELEPHONE LINES

The Husker Sports Network installs telephone lines for visiting official broadcasts and charges a fee for the use of those lines for non-conference games. Big Ten official stations receive the use of the lines free of charge as part of a cooperative. Those interested in using the lines should contact Mike Elliott of Husker Sports Network at (402) 742-8624.

Official visiting radio stations are welcome to have their own telephone lines installed at the visiting radio position and may do so by contacting Justin Schoen, Technology Manager at Pinnacle Bank Arena, by phone at (402) 904-5660 or jschoen@smglincoln.com. Visiting teams should contact Sr. Associate Communications Director Shamus McKnight before the game to find out where the broadcast position is located.

PRO SCOUTING PASSES

Per Big Ten Conference rules, the University of Nebraska provides press box access to scouts of professional basketball teams based on availability. If no space is available in the press box, scouts may arrange through the Communications Office (402) 472-2263 to purchase tickets for Nebraska home games.

TELEVISION, RADIO, INTERNET BROADCAST RIGHTS AND RESTRICTIONS

Nebraska, its opponent and the respective conference designate the broadcast rights for all games. No pregame coverage shall be permitted for two hours before the game without the express permission of the University of Nebraska, the Big Ten Conference and the broadcast rights holder. Live postgame interviews may not be aired while the television rights holder is still on the air. Per the Big Ten Conference, a maximum of two minutes (2:00) of game video footage (without audio) may be utilized during the seven days following the conclusion of the game solely within regularly scheduled bona fide news programming distributed via television, and may not be distributed via the internet, wireless or other forms of media. In addition, live in-game streaming of the contests on social media is prohibited.

Any secondary use of any picture, photograph, audio description, video, film/tape, drawing or other description of a game taken or made by the accredited organization or individual to whom a credential has been issued (including, but not limited to use in delayed editorial or non-editorial advertising, sales promotion or merchandising) is prohibited without prior specific written approval of the Big Ten Conference. Nothing in these terms and conditions authorizes or allows bearer to violate any of the trademarks, copyright and other proprietary rights of the Big Ten Conference.

This restriction also includes highlights of games while in progress (live or recorded). Use of video highlights in any other manner or any media distribution platform without the advanced written permission of the Big Ten Conference is expressly prohibited. Any agency wishing to use film or video in any other manner must obtain written permission from the Big Ten Conference.

Local television stations may not originate a pre- or post-game show from inside Pinnacle Bank Arena.

Any blogs, tweets, live chats, social media posts, etc. from the game site should not serve as a substitute for, or approximate, play-by-play accounts of a game in any medium.

Non-originating radio stations or internet sites may not provide play-by-play coverage, live or delayed, but may provide short news updates provided such news update is one minute or less occurring no more than once per hour. No pregame coverage from inside the arena shall be permitted for two hours before the game without the express permission of the University of Nebraska and the broadcast rights holder.

COMMUNICATIONS OFFICE

The University of Nebraska Communications Office is located on the third floor of the Osborne Athletic Complex, which is at the north end of Memorial Stadium. The building address is One Memorial Stadium, Lincoln, NE 68588-0123, and is located less than one mile away from Pinnacle Bank Arena.

BIG TEN TELECONFERENCE

The Big Ten Conference men’s basketball coaches will participate in a pair of weekly media-only teleconference during the 2017-18 season. The calls are set for Monday, Dec. 11, and Monday, Feb. 26, to preview the Big Ten Tournament.

The teleconference begins at 9 a.m. Central Time. Contact the Big Ten Communications Office at (847) 696-1010 for the call in and replay phone numbers as well as the weekly passcode. The calls will also be available for play back roughly two hours after each teleconference through Wednesday of the week and also on BigTen.org.

- 9:00 a.m. - Archie Miller, Indiana
- 9:08 a.m. - Fran McCaffery, Iowa
- 9:16 a.m. - Brad Underwood, Illinois
- 9:24 a.m. - Chris Collins, Northwestern
- 9:32 a.m. - Mark Turgeon, Maryland
- 9:40 a.m. - Matt Painter, Purdue
- 9:48 a.m. - Patrick Chambers, Penn State
- 9:56 a.m. - Tom Izzo, Michigan State
- 10:04 a.m. - Steve Pikiell, Rutgers
- 10:12 a.m. - Greg Gard, Wisconsin
- 10:20 a.m. - John Beilein, Michigan
- 10:28 a.m. - Chris Holtmann, Ohio State
- 10:36 a.m. - Richard Pitino, Minnesota
- 10:44 a.m. - Tim Miles, Nebraska

COMMITMENT TO COMPLIANCE

On behalf of the University of Nebraska student-athletes, coaches and Athletics Department staff, I would like to express my appreciation for your continued support of our entire athletics program.

The University of Nebraska is known for its loyal, passionate, and knowledgeable fans. It is this type of fervent support that not only assists Nebraska student-athletes in reaching their full potential on and off the playing field, but also draws the next generation of student-athletes to our campus. However, as a University of Nebraska booster, please remember that you are also required to know and follow NCAA regulations.

Our coaches, student-athletes, and Athletics Department staff members are knowledgeable about NCAA regulations because they receive on-going education. But, to truly attain the excellence the University of Nebraska strives for, we also need our supporters to be educated about these same regulations. In turn, you will be assisting us with protecting the eligibility and well-being of our current and future student-athletes.

Please review the information listed below, which includes some of the most important and frequently asked questions about NCAA regulations for boosters. Since this document cannot address everything you may need to know, I encourage you to contact our office with questions that may arise. Our staff can be reached at (402) 472-2042 or Compliance@Huskers.com.

Thank you and Go Huskers!

Jamie Vaughn, Senior Associate Athletics Director for Compliance

NCAA PRINCIPLES

Institutional Control

It is the responsibility of the University of Nebraska to control its intercollegiate athletic program in compliance with the rules and regulations of the NCAA and the Big Ten Conference.

Responsibility

The University of Nebraska's responsibility for the conduct of its program includes responsibility for the actions of its staff members and for the actions of any other individual, booster or organization engaged in activities promoting the athletic interests of the institution.

Compliance

The University of Nebraska must monitor its program to assure compliance and to identify and report to the NCAA instances in which compliance has not been achieved. An institution

found to have violated NCAA rules is subject to disciplinary and corrective actions as determined by the NCAA.

FREQUENTLY ASKED QUESTIONS FROM BOOSTERS

Am I a Booster?

Anyone who engages in the following is a booster for the University of Nebraska:

- a) Belongs to a University of Nebraska Athletics booster club;
- b) Makes financial donations to the Athletics Department or a specific Husker team;
- c) Assists in the recruitment of prospective student-athletes;
- d) Employs, gives benefits to, or provides services to a student-athlete, a prospective student-athlete or the relatives/friends of either; or
- e) Promotes the University of Nebraska athletic programs.

What is an "extra benefit"?

An "extra benefit" is any benefit provided to a student-athlete or a student-athlete's relatives or friends that is not authorized by NCAA legislation or available to the general student body. The following list is not exhaustive, but includes examples of "extra benefits" that jeopardize a student-athlete's eligibility:

- a) Free or discounted: food, merchandise, housing, tickets, repairs, haircuts, tattoos, golf gym memberships, jewelry, etc;
- b) Use of a car, boat, or ATV; and
- c) Gifts, loans, money, or gift cards.


Can I contact prospective student-athletes (recruits) for the Huskers?

No. It is not permissible for boosters to contact recruits. This restriction applies to, but is not limited to, the following forms of contact:

- a) Face-to-Face Interaction;
- b) Phone Calls/Skype;
- c) Email/Text Messages; and
- d) Facebook, Twitter, and all other forms of social media communication.

Remember to ask before you act. Contact the Athletics Compliance Office by phone at (402) 472-2042. The compliance fax number is (402) 472-6961 and the office can be reached by email at compliance@huskers.com.

JOIN THE CONVERSATION



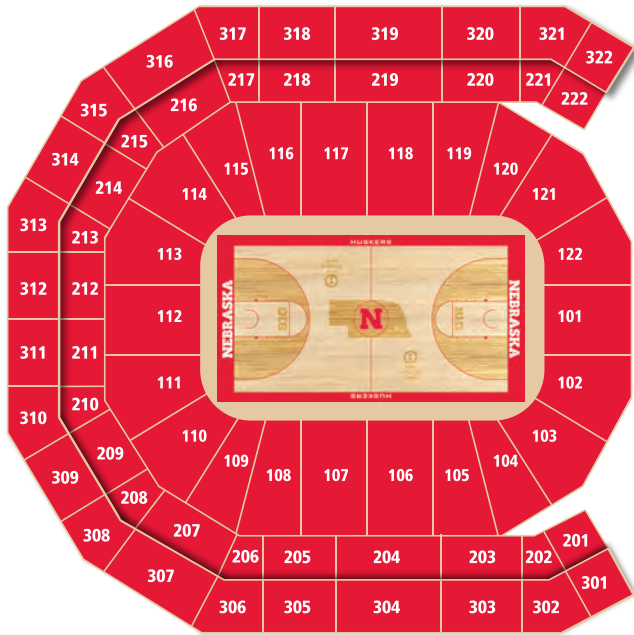
HUSKERS.COM
HUSKERS.COM/SOCIAL

N 2017-18 NEBRASKA BASKETBALL PINNACLE BANK ARENA AND PARKING MAP

PINNACLE BANK ARENA PARKING MAP



PINNACLE BANK ARENA SEATING CHART



DIRECTIONS FROM LINCOLN MUNICIPAL AIRPORT

Turn right on Northwest 12th Street as you drive out of the airport. Northwest 12th Street becomes Cornhusker Highway, which intersects with I-180. Turn south (right) onto I-180 until it becomes 9th Street. Turn right onto R Street. Pinnacle Bank Arena is north of R Street at the intersection of R Street and Canopy Street.

DIRECTIONS FROM OMAHA'S EPPLEY AIRPORT

Follow the signs to downtown Omaha and I-480. Take I-480 West to I-80, then take I-80 West approximately 60 miles to I-180. Turn south (right) onto I-180 until it becomes 9th Street. Turn right onto R Street. Pinnacle Bank Arena is north of R Street at the intersection of R Street and Canopy Street.

DOWNTOWN LINCOLN PARKING

In addition to the lots around Pinnacle Bank Arena, several parking garages are located downtown and are available for events at Pinnacle Bank Arena. For locations, use the QR code on the right side of this page or contact City of Lincoln Parking Services at (402) 441-PARK or visit ParkAndGo.org.



ARENA PARKING LOCATIONS

- ▶ Pinnacle Bank Arena Garage: Attached to Pinnacle Bank Arena (permit only, 283 stalls)
- ▶ Red 1 Garage: Located one block south of Pinnacle Bank Arena on Pinnacle Arena Drive (permit only, 950 stalls)
- ▶ Green 2 Garage: Located two blocks south of Pinnacle Bank Arena on Pinnacle Arena Drive (permit and public parking, 700 stalls)
- ▶ Blue 3 Garage: Located three blocks south of Pinnacle Bank Arena on Pinnacle Arena Drive (public parking, 950 stalls)
- ▶ Lumberworks Garage: Located four blocks south of Pinnacle Bank Arena at the corner of Canopy Street and O Street (500 stalls)
- ▶ Festival Space Parking: Located north of Pinnacle Bank Arena and connected to the arena via pedestrian bridge (1,300 stalls)
- ▶ SDPG: Located east of Pinnacle Bank Arena on T Street and Stadium Drive (permit & public parking, 600 stalls)
- ▶ Lots 7 and 18: Located northeast of Pinnacle Bank Arena on North 8th Street (permit only, 500 stalls)
- ▶ Lots 19, 20 & 21: Located at Haymarket Park north of Pinnacle Bank Arena and connected to the Haymarket District via walkway (1,650 stalls)

DISABLED PARKING/DROP OFF SITE

A limited number of disabled parking spots are available for a charge on a first-come, first-served basis at Gate 4 behind Pinnacle Bank Arena. Look for directional signage on Pinnacle Arena Drive. Other disabled parking is available in the Festival Parking area near Pinnacle Bank Arena. Vehicles must have a state-issued handicapped hang tag or license plate. For the convenience of fans, a drop-off location is available for fans with disabilities at Gate 4.



Kent Pavelka (left) and Matt Davison are in their 11th season together calling Nebraska basketball games.

The Husker IMG Sports Network will continue the strong tradition of broadcasting excellence in 2017-18, as it brings Husker basketball to fans across the region and the world.

In the state of Nebraska, KXSP AM 590 ESPN (590 AM) serves as the Omaha affiliate. KXSP-AM's strong signal reaches a good portion of the Midwest day and night, including parts of Iowa, Minnesota, Missouri and Kansas. KLIN (1400 AM) serves as the Lincoln affiliate while KRVN (880 AM) is a powerful central Nebraska affiliate that reaches around the state. In addition the network has several dozen locally based affiliates across Nebraska. All broadcasts are heard live on Huskers.com, the Husker App, the Tuneln Radio App, Tuneln.com while select games are available on SiriusXM Satellite Radio.

The Husker IMG Sports Network, in its 22nd year of producing and marketing the live broadcasts of University of Nebraska Athletics, extended and expanded its agreement with the University on June 13, 2008. Under the agreement, IMG College's Husker IMG Sports Marketing manages and markets all rights associated with the radio programming, Coaches' TV and radio shows, program sales, in-venue signage, sponsorship inventory, and publication printing rights.

IMG College is the nation's leading collegiate sports marketing company, offering national, regional, and local multi-platform marketing opportunities targeting 190 million college sports fans – the largest and most attractive sports fan base. IMG College is blazing new trails in the growing collegiate market with exclusive rights to nearly 90 universities and conferences in 51 of the top 56 Nielsen markets. IMG's exclusive rights include intellectual property, experiential and promotional assets, event signage, digital, tickets, hospitality, live event radio, and shoulder programming including coaches' TV and radio shows...customized for sponsors by a staff of nearly 400 sales and marketing professionals. Through its licensing affiliate, IMG College Licensing, also represents the exclusive trademark licensing and consumer product rights for nearly 200 top schools, conferences and bowl games, and provides a comprehensive suite of solutions-based services to schools in ticketing; stadium seating; fundraising; premium events and hospitality.

IMG College produces 35,000 hours of radio programming annually on the largest network in the country, manages 5,000 hours of TV programming produced annually, is the leading publisher of college sports publications, and averages nearly 19 million unique visitors per month across its collegiate digital platforms.

Kent Pavelka returns behind the microphone to handle his 31st overall season calling Husker hoops in 2017-18. Pavelka previously called Nebraska basketball for two long stints between 1974 and 1996 before returning to the Husker basketball play-by-play chair prior to the 2006-07 season. A six-time winner of the Nebraska Sportscaster-of-the-Year Award, Pavelka also handled color analyst duties on NU football broadcasts from 1974 to 1983, and was the play-by-play announcer from 1983 to 1996. Pavelka was honored in January 2009 with the Bud Cuca Special Merit Award given by the Nebraska Basketball Hall of Fame for his contributions to the NU men's basketball program.

Alongside Pavelka as color analyst will be Matt Davison, who played both basketball and football for the Huskers. He is beginning his 13th season on the basketball broadcast team and also handles color commentary on the Nebraska football radio broadcasts along with appearances on Sports Nightly.

In addition to unmatched game coverage, Sports Nightly airs Monday-Friday evenings for three hours year round across the network. During the basketball season, Sports Nightly features a weekly basketball radio show on Monday evenings with Coach Miles and Husker assistant coaches. Sports Nightly can be heard on a network of over two dozen radio stations across Nebraska, as well as the Husker App, Huskers.com, Tuneln.com, and the Tuneln App.

HUSKER SPORTS NETWORK

Husker Sports Network Offices
 201 North 8th Street, Suite #400
 Lincoln, NE 68508
 Phone: 402-742-8600 Fax: 402-438-7115
 E-mail: operations@huskersportsnetwork.com

HSN BASKETBALL AFFILIATES

Ainsworth	KBRB-AM.....	1400
Alliance	KCOW-AM	1400
Broken Bow	KBBN-FM.....	95.3
Chadron	KCSR-AM	610
Columbus	KJSK-AM	900
Cozad	KAMI-AM	1580
Falls City.....	KTNC-AM.....	1230
Fremont	KFMT-FM.....	105.5
Grand Island	KRGI-AM.....	1430
Hastings	KHAS-AM.....	1230
Holdrege.....	KUVR-AM	1380
Imperial	KADL-FM	102.9
Kearney.....	KGFW-AM.....	1340
Lexington	KRVN-AM	880
Lincoln	KLIN-AM	1400
McCook	KSWN-FM.....	93.9
Nebraska City.....	KNCY-AM	1600
Norfolk.....	KNEN-FM.....	94.7
North Platte	KODY-AM.....	1240
North Platte	KXNP-FM	103.5
Omaha	KXSP-AM	590
Scottsbluff	KNEB-AM.....	960
Sidney	KSID-AM	1340
Superior	KRFS-AM	1600
Superior	KRFS-FM	103.9
Valentine	KVSH-AM.....	940

Fans around the world can listen to Husker athletic events on the Internet at Huskers.com, on the Official Husker App for iOS and Android and on Tuneln Radio and the Tuneln Radio App. Select games are also available on SiriusXM Radio.

N 2017-18 NEBRASKA BASKETBALL
NEBRASKA BASKETBALL RADIO & TELEVISION ROSTER



0 | DUBY OKEKE
Sr. | C | 6-8 | 247




3 | MALCOLM LAWS
Sr. | G | 6-1 | 191



4 | JOHNNY TRUEBLOOD
So. | G | 6-3 | 192



5 | GLYNN WATSON JR.
Jr. | G | 6-0 | 173



10 | JACK McVEIGH
Jr. | F | 6-8 | 215



11 | EVAN TAYLOR
Sr. | G | 6-5 | 208



12 | THOMAS ALLEN
Fr. | G | 6-1 | 180




13 | ANTON GILL
Sr. | G | 6-3 | 195



14 | ISAAC COPELAND
Jr. | F | 6-9 | 221



15 | ISAIAH ROBY
So. | F | 6-8 | 225



20 | TANNER BORCHARDT
Jr. | F | 6-8 | 265



24 | JAMES PALMER JR.
Jr. | G | 6-6 | 210



25 | NANA AKENTEN
Fr. | G | 6-6 | 215



32 | JORDY TSHIMANGA
So. | C | 6-11 | 268



33 | JUSTIN COSTELLO
Fr. | G | 6-1 | 180



34 | THORIR THORBARNARSON
Fr. | G | 6-5 | 194



Tim Miles
Head Coach



Michael Lewis
Assistant Coach



Kenya Hunter
Assistant Coach



Jim Molinari
Assistant Coach



Tim Wilson
Strength Coach



Gregory Eaton
Director of Basketball Operations



Matt Holt
Video Coordinator




R.J. Pietig
Athletic Trainer




Pat Norris
Equipment Manager



Sheryl Burbach
Assistant Director of Basketball Operations



Wes Eikmeier
Graduate Manager

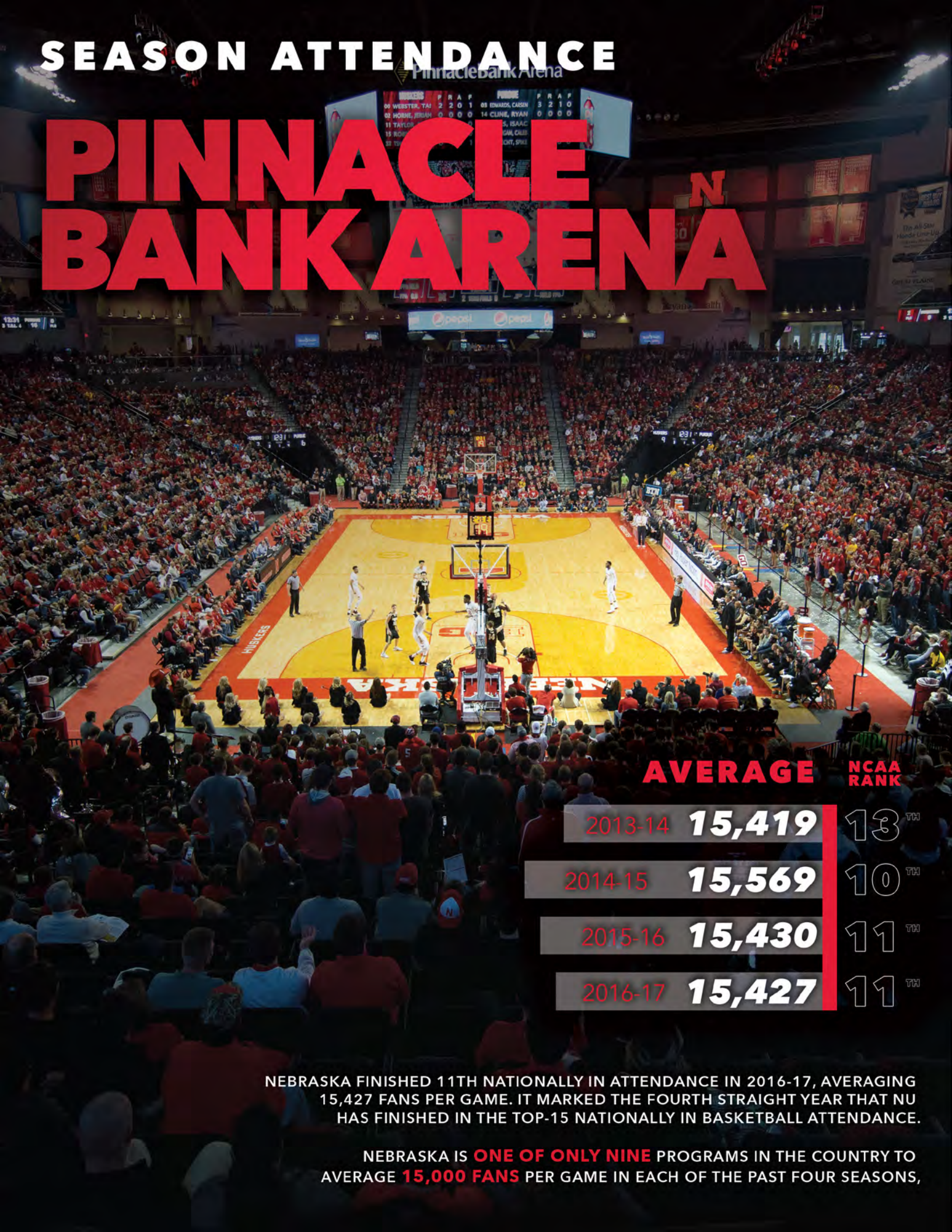


Dorian Green
Graduate Manager

SEASON ATTENDANCE

PinnacleBank Arena

PINNACLE BANK ARENA



AVERAGE

NCAA RANK

2013-14 **15,419**

13TH

2014-15 **15,569**

10TH

2015-16 **15,430**

11TH

2016-17 **15,427**

11TH

NEBRASKA FINISHED 11TH NATIONALLY IN ATTENDANCE IN 2016-17, AVERAGING 15,427 FANS PER GAME. IT MARKED THE FOURTH STRAIGHT YEAR THAT NU HAS FINISHED IN THE TOP-15 NATIONALLY IN BASKETBALL ATTENDANCE.

NEBRASKA IS **ONE OF ONLY NINE** PROGRAMS IN THE COUNTRY TO AVERAGE **15,000 FANS** PER GAME IN EACH OF THE PAST FOUR SEASONS,

DUBY OKEKE

#0
Dub



ISAIAH ROBY

Isaiah Roby #15



JACK McVEIGH

Jack McVeigh #10



JORDY TSHIMANGA

Jordy Tshimanga #32



ISAAC COPELAND

Isaac Copeland #14



JAMES PALMER JR.

James Palmer Jr. #24

